

LUBRICATION EQUIPMENT PRODUCTS




COST CONSCIOUSNESS AND COST REDUCTION...

... is one thing.

The elimination of costs and risks to be expected in the future, is something different. PRESSOL supplies products with price/performance ratios that need not shy away from comparison. PRESSOL supplies perspectives more valuable than just money.

Please find constantly updated product details on
www.pressol.com





Patent certificates from 1917 and 1920



Company premises in Nuremberg

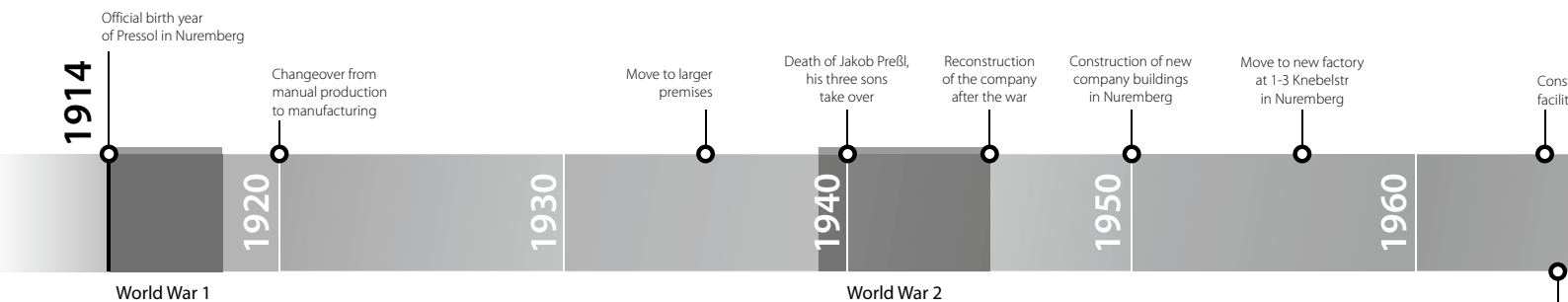
The Pressol story starts at the time when the First World War was just about to begin and horse drawn carriages were much more common on the streets than motor vehicles. On the Adriatic, steam powered ships were beginning to be replaced with diesel powered ones. A machinist, who had to lubricate the machinery, often cursed the cumbersome oil cans, with which he was often unable to reach the right places and from which, in heavy seas, a lot was spilled quickly. This man, named Jakob Preßl, could not get the idea of a “pump oiler” out of his head. He spent many long hours developing the principle of using finger pressure to “shoot” lubricating oil, without any loss, through a small curved tube to exactly the correct spot where it was required.

At first he had no success with his new invention – the necessary financial backing to produce the oiler was not available. Only at the end of the First World War was he able to found his small company in Nuremberg. He probably never imagined that the name that he chose would still exist as a recognized brand a hundred years later: His own name enhanced with an O. In a creative way, this combines the two key characteristics of his product: the process of “pressing or squeezing” and the oil which is thereby delivered.


The small plant grew steadily and in 1935 they moved into larger premises. However, Preßl himself did not have the pleasure of seeing the business grow for very long. At the beginning of the Second World War, on the 20th

September 1942, he died in a way which, at that time, one would not have expected – he fell victim to a traffic accident. His three sons took over the business and first had to witness its complete destruction, before they were able, with a lot of effort, to rebuild it after the war.

However, the “Wirtschaftswunder” (economic miracle) was also in the air in Nuremberg in 1948 and things rapidly improved. More types of oil cans and sheet metal products increased the product range and plastic was included as a new manufacturing material. A sales network was built up and feelers were put out abroad. A new plant with production and administrative buildings was built on land purchased in 1950. The move took place in 1956. Three years later, mention was made in



PRESSOL HISTORY



Company archive photos from the 1960s

“Das Buch mit alten Firmen der Stadt Nürnberg” (“The book of old companies in the city of Nuremberg”) of a 120 strong workforce, an excellent reputation at home and abroad, connections in over 50 countries and an export share of 30% of sales.

In the 1960s – in the hilly countryside of the Bayerischer Wald (Bavarian Forest) – the Falkenstein plant was created, this was where, a few years later, plastic production expanded. In the early 1970s the company expanded into the USA and in 1980 a branch was founded in Sélestat in France. In 1988 another one was founded in Italy. In the same year, manufacturing using zinc die casting was started. More and more new products required the expansion of the Falkenstein plant and after the fall

of the “Iron Curtain”, part of the production was moved to the neighbouring Czech Republic.

At the end of the 1990s the company was modernized bit by bit. Over the years older product groups have been updated to match the new requirements, production has been optimized and product development has been brought right up to date. During this time even the classic oiler has been given a new look. The successful design was awarded the Red Dot Design Award.

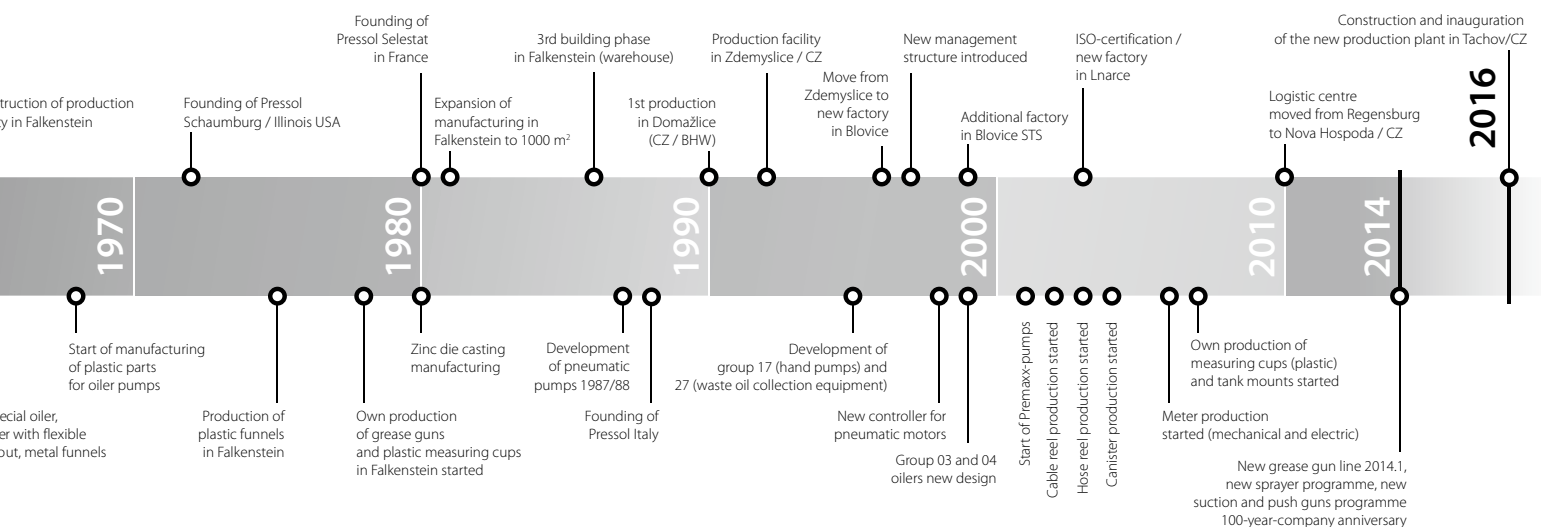
In the new millennium more changes have been made to secure the future positioning of the company: In 2009 the firm moved away from the long-term base in Nuremberg. Administration and sales moved to Umkirch near Freiburg, and thus

quite close to the French head office in Sélestat. In 2010 a large logistics center was opened in the Czech Republic, from where products are delivered to all over the world.

In 2014 Pressol is a healthy company with several branches, an international distribution network and reliable partners in diesel technology and electric pump manufacturing. The continuous development of our products with reliable quality standards ensures continuous customer satisfaction – a success story, which continues even after 100 years.



Move to the new production plant in Tachov in 2016





PRODUCT OVERVIEW

A Oilers	12	B Sprayers	28	C Funnels	46	D Measuring jugs and cans	64
-----------------	----	-------------------	----	------------------	----	----------------------------------	----



E Canisters	76	F Do it yourself	90	G Grease guns and accessories	116	H Push type grease guns	210
--------------------	----	-------------------------	----	--------------------------------------	-----	--------------------------------	-----



I Suction- and push type guns	216	J Lubrication systems, filling systems, trolleys	226	K Grease nipples	244	L Manual pumps	272
--------------------------------------	-----	---	-----	-------------------------	-----	-----------------------	-----



M Lubricators and Oil level sight glasses	300
--	-----



CUSTOMER INFORMATION

From the EU, into the whole world

Quality philosophy

Made by PRESSOL – these are not empty words. About 90% of our products are manufactured in-house at our own sites. The production is subject to permanent quality control.

In our production we use only high quality materials and adhere strictly to the DIN or european safety standards. The individual components are subjected to permanent quality controls and many of our products need to withstand endurance tests to prove their utilizability before they go into production.

We reinvest the biggest part of our profits to develop new products, as well as to optimize already existing product groups. The technical know-how of our employees is our biggest asset.

Service

Irrespective of high standards, where people work mistakes cannot always be avoided. If you are affected, PRESSOL's service department will assist you quickly and easily.

The service department works according to LEANstandards and uses the FIFO-principles. This means that your service requests will be dealt with quickly. However, should you initially require a replacement unit, we can provide this for you.

We regard complaints not as a nuisance but as an opportunity. Complaints from customers provide immediate feedback and therefore the possibility of making our products even better. As the saying goes, better is the enemy of good.

Dispatch

Catalog items will be delivered within 48 hours after our order confirmation has been issued.

CONTENT

Products

12	Oilers	A
28	Sprayers	B
46	Funnels	C
64	Measuring jugs and cans	D
76	Canisters	E
90	Do it yourself	F
116	Grease guns and accessories	G
210	Push type grease guns	H
216	Suction- and push type guns	I
226	Lubrication systems, Grease gun filling systems, Trolleys	J
244	Grease nipples	K
272	Manual pumps	L
300	Lubricators and oil level sight glasses	M

Annex

318	Annex	N
318	Terms and Conditions	
320	Abbreviations	
324	DIN-Norms and consistency classes	
325	Article Numbers - Dimensions - Weights	



OILERS



14 SPEZIAL pump-oilers

15 Industrial oilers, zinc die casting



16 Workshop oilers, polyethylene

17 DIY oilers polyethylene



18 Standard oilers, polyethylene



19 Standard oilers, steel



20 Spouts and accessories
for oilers with pump



22 Oilers, polyethylene with sealing cap

24 Oilers, polyethylene with brass spout

26 Accessories for oilers, polyethylene



27 Dispensing bottles, polyethylene

OILERS

SPEZIAL pump-oilers



TECHNICAL DATA

- Volume of container (ml): 250
- Material of container: tin plate
- Material of pump: polyethylene
- Volume per stroke pump (ml): 1
- Length of spout (mm): 165
- Material of spout: aluminium

SPECIFICATION

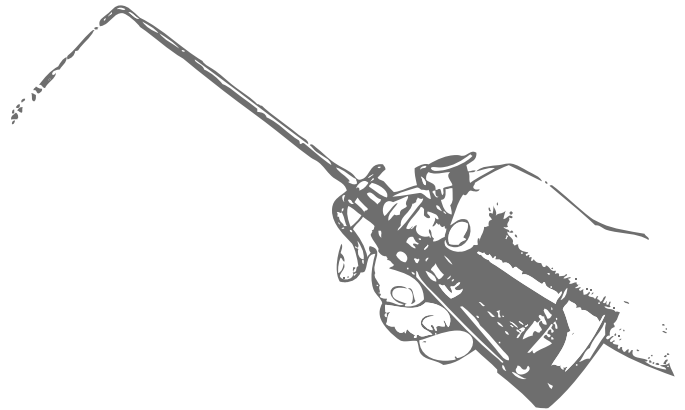
- Angled spout (00 220)
- Single-acting plastic pump (EWKP)
- Large filling spout, with captive screw cap
- Pump enables drip feed
- All valves are ball valve type
- Pump, with 2 ball valves
- With EAN bar code

PRODUCT BENEFITS + FEATURES

- The pump remains contamination-free in the drum when refilling
- Lubricates in any position

PACKAGING

- Packing unit: 6



PRODUCTS

Item-No.	Description
01 112	SPEZIAL pump-oilers-250 ml

Abbreviations

EWKP Single-acting plastic pump

Industrial oilers, zinc die casting



03 802

TECHNICAL DATA

- Lacquering of container: metallic-grey
- Material of container: zinc die casting, Z 410, DIN 1743
- Material of pump: brass + zinc
- Volume per stroke pump (ml): 1
- Material of spout: aluminium

SPECIFICATION

- Ball bearing mounted and gravity controlled suction tub, enables containers to be almost completely emptied
- Pump enables drip feed
- All valves are ball valve type
- Pump, with 2 ball valves
- Sealing mechanism, with drip collector pan
- With EAN bar code

INDUSTRIAL OILER SET

- Spout with sprayer attachment (05 069) to spray microfine low viscosity self-lubricating liquids
- Spout with applicator brush (05 070) to provide a laminar lubricating film

PRODUCT BENEFITS + FEATURES

- Impact-proof and robust
- Ergonomic design
- High surface quality

PACKAGING

- Packing unit: 6

PRODUCTS

Item-No.	Description 1	Description 2					Spout		
			200 ml	300 ml	500 ml	EWMP	DWMP	135 mm	165 mm
03 802	Industrial oiler-200 ml-ZDG	EWMP-spout-135 mm	×			×		×	
03 803	Industrial oiler-300 ml-ZDG	EWMP-spout-165 mm		×		×			×
03 805	Industrial oiler-500 ml-ZDG	EWMP-spout-165 mm			×	×			×
03 902	Industrial oiler-200 ml-ZDG	DWMP-spout-135 mm	×				×	×	
03 903	Industrial oiler-300 ml-ZDG	DWMP-spout-165 mm		×			×		×
03 905	Industrial oiler-500 ml-ZDG	DWMP-spout-165 mm			×		×		×
03 903 950	Industrial oiler set	300 ml		×			×		×

Abbreviations

EWMP Single-acting brass pump

DWMP Double-acting brass pump

OILERS

Workshop oilers, polyethylene



04 802

TECHNICAL DATA

- Material of container: HDPE (high density polyethylene)
- Colour of container: white, transparent
- Material of pump: brass + zinc
- Volume per stroke pump (ml): 1
- Material of spout: aluminium

SPECIFICATION

- Ball bearing mounted and gravity controlled suction tub, enables containers to be almost completely emptied
- Pump enables drip feed
- All valves are ball valve type
- Pump, with 2 ball valves
- Sealing mechanism, with drip collector pan
- With EAN bar code

PRODUCT BENEFITS + FEATURES

- Impact-proof and robust
- Ergonomic design
- High surface quality

PACKAGING

- Packing unit: 6

PRODUCTS

Item-No.	Description 1	Description 2					Spout		
			200 ml	300 ml	500 ml	EWMP	DWMP	135 mm	165 mm
04 802	Workshop oiler-200 ml-PE	white-EWMP-spout-135 mm	×			×		×	
04 803	Workshop oiler-300 ml-PE	white-EWMP-spout-165 mm		×		×			×
04 805	Workshop oiler-500 ml-PE	white-EWMP-spout-165 mm			×	×			×
04 902	Workshop oiler-200 ml-PE	white-DWMP-spout-135 mm	×				×	×	
04 903	Workshop oiler-300 ml-PE	white-DWMP-spout-165 mm		×			×		×
04 905	Workshop oiler-500 ml-PE	white-DWMP-spout-165 mm			×		×		×

Abbreviations

- EWMP Single-acting brass pump
 DWMP Double-acting brass pump

DIY oilers, polyethylene



TECHNICAL DATA

- Volume of container (ml): 150
- Material of container: HDPE (high density polyethylene)
- Colour of container: white, transparent
- Material of pump: polyethylene
- Volume per stroke pump (ml): 1
- Length of spout (mm): 105
- Material of spout: aluminium

SPECIFICATION

- Angled spout (01 070)
- Single-acting plastic pump (EWKP)
- Pump enables drip feed
- All valves are ball valve type
- Pump, with 2 ball valves
- With EAN bar code

PRODUCT BENEFITS + FEATURES

- Ergonomic design
- High surface quality

PACKAGING

- Packing unit: 6

PRODUCTS

Item-No.	Description 1	Description 2
04 111	DIY oiler-150 ml-PE	white-EWKP-spout-105 mm

Abbreviations

EWKP Single-acting plastic pump

Standard oilers, polyethylene



05 118

TECHNICAL DATA

- Material of container: HDPE (high density polyethylene)
- Colour of container: white, transparent
- Material of pump: polyethylene
- Volume per stroke pump (ml): 1

SPECIFICATION

- Single-acting plastic pump (EWKP)
- Pump enables drip feed
- All valves are ball valve type
- Pump, with 2 ball valves
- With EAN bar code

PRODUCT BENEFITS + FEATURES

- Ergonomic design
- High surface quality

PACKAGING

- Packing unit: 6

PRODUCTS

Item-No.	Description 1	Description 2	Angled spout (01 071)			Superflex spout, transparent (01 130) 210 mm
			350 ml	500 ml	135 mm	
05 118	Standard oiler-350 ml-PE-white	EWKP-spout-135 mm	×		×	
05 119	Standard oiler-500 ml-PE-white	EWKP-spout-135 mm		×	×	
05 138	Standard oiler-350 ml-PE-white	EWKP-superflex spout-210 mm	×			×
05 139	Standard oiler-500 ml-PE-white	EWKP-superflex spout-210 mm		×		×

Abbreviations

EWKP Single-acting plastic pump

Standard oiler, steel



05 223

TECHNICAL DATA

- Material of container: steel
- Volume per stroke pump (ml): 1

SPECIFICATION

- Pump enables drip feed
- All valves are ball valve type
- Pump, with 2 ball valves
- High surface quality, lacquered with environment-friendly water based paint
- With EAN bar code

PRODUCT BENEFITS + FEATURES

- Ergonomic design

PACKAGING

- Packing unit: 6

PRODUCTS

Item-No.	Description 1	Description 2	125 ml	175 ml	250 ml	350 ml	500 ml	750 ml	EWKP	EWMP	SR	FR
05 111	Standard oiler-125 ml-St-red	EWKP-spout-105 mm	×						×		×	
05 112	Standard oiler-175 ml-St-red	EWKP-spout-105 mm		×					×		×	
05 113	Standard oiler-250 ml-St-red	EWKP-spout-135 mm			×				×		×	
05 114	Standard oiler-350 ml-St-red	EWKP-spout-135 mm				×			×		×	
05 115	Standard oiler-500 ml-St-red	EWKP-spout-135 mm					×		×		×	
05 121	Standard oiler-125 ml-St-red	EWKP-superflex spout-150 mm	×						×			×
05 122	Standard oiler-175 ml-St-red	EWKP-superflex spout-150 mm		×					×			×
05 133	Standard oiler-250 ml-St-red	EWKP-superflex spout-210 mm			×				×			×
05 134	Standard oiler-350 ml-St-red	EWKP-superflex spout-210 mm				×			×			×
05 135	Standard oiler-500 ml-St-red	EWKP-superflex spout-210 mm					×		×			×
05 223	Standard oiler-250 ml-St-blue	EWMP-spout and superflex spout			×					×	×	×
05 224	Standard oiler-350 ml-St-blue	EWMP-spout and superflex spout				×				×	×	×
05 225	Standard oiler-500 ml-St-blue	EWMP-spout and superflex spout					×			×	×	×
05 226	Standard oiler-700 ml-St-blue	EWMP-spout and superflex spout						×		×	×	×

Abbreviations

St	Steel
EWKP	Single-acting plastic pump
EWMP	Single-acting brass pump
SR	Angled spout, 105 mm (01 130) Angled spout, 135 mm (01 071)
FR	Superflex spout, transparent, 150 mm (01 136) Superflex spout, transparent, 210 mm (01 130)

OILERS

Spouts and accessories for oilers with pump



01 070

TECHNICAL DATA

- Diameter (mm): 6
- Material: aluminium

PACKAGING

- Packing unit: 1

PRODUCTS

Item-No.	Description	105 mm	135 mm	165 mm
01 070	Spout-aluminium-angled-105 mm	×		
01 071	Spout-aluminium-angled-135 mm		×	
00 220	Spout-aluminium-angled-165 mm			×



01 136

TECHNICAL DATA

- Diameter (mm): 11

PACKAGING

- Packing unit: 1

PRODUCTS

Item-No.	Description	150 mm	210 mm
01 136	Superflex spout-transparent-150 mm	×	
01 130	Superflex spout-transparent-210 mm		×



- TECHNICAL DATA**
- Material: brass + aluminium
 - Diameter (mm): 10
 - Length (mm): 118

- SPECIFICATION**
- For a microfne spraying of low viscosity oils and self-lubricating and non-aggressive liquids

- PACKAGING**
- Packing unit: 1

PRODUCTS

Item-No.	Description	118 ml
05 069	Spout with micro sprayer	×



- TECHNICAL DATA**
- Diameter (mm): 15
 - Length (mm): 135

- SPECIFICATION**
- To apply a consistent lubricant film over a large area

- PACKAGING**
- Packing unit: 1

PRODUCTS

Item-No.	Description	135 ml
05 070	Spout with applicator brush	×

Oilers, polyethylene with sealing cap



06 068

TECHNICAL DATA

- Colour of container: white, transparent

SPECIFICATION

- Plastic spout, with sealing cap





PRODUCT BENEFITS + FEATURES

- Oil, acid and fuel-resistant
- Stable
- High surface quality

PACKAGING

- Packing unit: 10

PRODUCTS

Figure	Item-No.	Description 1	20 ml	50 ml	60 ml	100 ml	LDPE	HDPE	EAN
	06 061	Oiler-20 ml-PE-transparent	×				×		
	06 062	Oiler-50 ml-PE-transparent		×			×		
	06 068	Oiler-60 ml-PE-transparent			×		×		×
	06 122	Oiler-100 ml-PE-transparent				×		×	

Abbreviations

EAN	European Article Number Code (bar code)
HDPE	High density polyethylene
LDPE	Low density polyethylene
PE	Polyethylene



06 065

TECHNICAL DATA

- Colour of container: white, transparent
- Material of container: LDPE (Low density polyethylene)

SPECIFICATION

- Plastic spout, with sealing cap
- With scale in ml
- With EAN bar code

PRODUCT BENEFITS + FEATURES

- Oil, acid and fuel-resistant
- Stable
- High surface quality

PACKAGING

- Packing unit: 10

PRODUCTS

Item-No.	Description 1	Description 2	125 ml	250 ml	500 ml
06 064	Oiler-125 ml-PE-transparent	with sealing cap	×		
06 065	Oiler-250 ml-PE-transparent	with sealing cap		×	
06 066	Oiler-500 ml-PE-transparent	with sealing cap			×

Oilers, polyethylene with brass spout



TECHNICAL DATA

- Volume of container (ml): 50
- Material of container: HDPE (high density polyethylene)
- Length of spout (mm): 48

SPECIFICATION

- With EAN bar code
- Brass spout, with turn lock at the tip

PRODUCT BENEFITS + FEATURES

- Oil, acid and fuel-resistant
- Stable
- High surface quality

PACKAGING

- Packing unit: 10

PRODUCTS

Item-No.	Description 1	Description 2
06 863	Tool-box oiler-50 ml-PE	transparent-brass spout 48 mm

Abbreviations

EAN	European Article Number Code (bar code)
HDPE	High density polyethylene
PE	Polyethylene



06 865

TECHNICAL DATA

- Colour of container: white, transparent
- Material of spout: brass
- Material of container: LDPE (Low density polyethylene)
- Length of spout (mm): telescopic from 36 up to 115

SPECIFICATION

- Brass discharge spout, telescopic, with top screw-cap
- With scale in ml
- With EAN bar code

PRODUCT BENEFITS + FEATURES

- Oil, acid and fuel-resistant
- Stable
- High surface quality

PACKAGING

- Packing unit: 10

PRODUCTS

Item-No.	Description 1	Description 2	125 ml	250 ml	500 ml
06 864	Oiler-125 ml-PE-transparent	brass spout 36-115 mm	×		
06 865	Oiler-250 ml-PE-transparent	brass spout 36-145 mm		×	
06 866	Oiler-500 ml-PE-transparent	brass spout 36-180 mm			×

Abbreviations

- EAN** European Article Number Code (bar code)
- LDPE** Low density polyethylene
- PE** Polyethylene

Accessories for oilers, polyethylene



TECHNICAL DATA

- Diameter (mm): 32
- Height (mm): 77,5
- Material: LDPE (Low density polyethylene)
- Colour: metallic blue

SPECIFICATION

- Suitable for oiler transparent 125 ml, 250 ml and 500 ml

PACKAGING

- Packing unit: 1

PRODUCTS

Item-No.	Description 1	Description 2
00 299	Plastic spout	with sealing cap

Abbreviations

LDPE Low density polyethylene

Dispensing bottles, polyethylene



TECHNICAL DATA

- Volume of container (ml): 500
- Material of container: LDPE (Low density polyethylene)
- Colour of container: white, transparent
- Length of spout (mm): telescopic from 115 up to 260
- Material of spout: polyethylene

SPECIFICATION

- Angled polyethylene telescopic spout, with spray nozzle
- High surface quality
- With scale in ml
- With EAN bar code

PRODUCT BENEFITS + FEATURES

- Dispensing bottle
- Suitable for filling of car batteries
- Oil, acid and fuel-resistant
- Stable

PACKAGING

- Packing unit: 6

PRODUCTS

Item-No.	Description 1	Description 2
06 766	Spray bottle-500 ml	transparent-spray pipe-PE

Abbreviations

EAN	European Article Number Code (bar code)
LDPE	Low density polyethylene
PE	Polyethylene



SPRAYERS



31 Industrial sprayers 2014.1



32 Household sprayers 2014.1

33 Garden sprayers 2014.1



34 SPRAYFIxx

37 Accessories and spare parts for
SPRAYFIxx



38 Industrial sprayers

39 Household sprayers



40 Accessories and spare parts for
household and industrial sprayers



41 Industrial sprayers,
manually air pressurized



42 POMPAxx Industrial sprayers

43 Accessories and spare parts for
POMPAxx Industrial sprayers



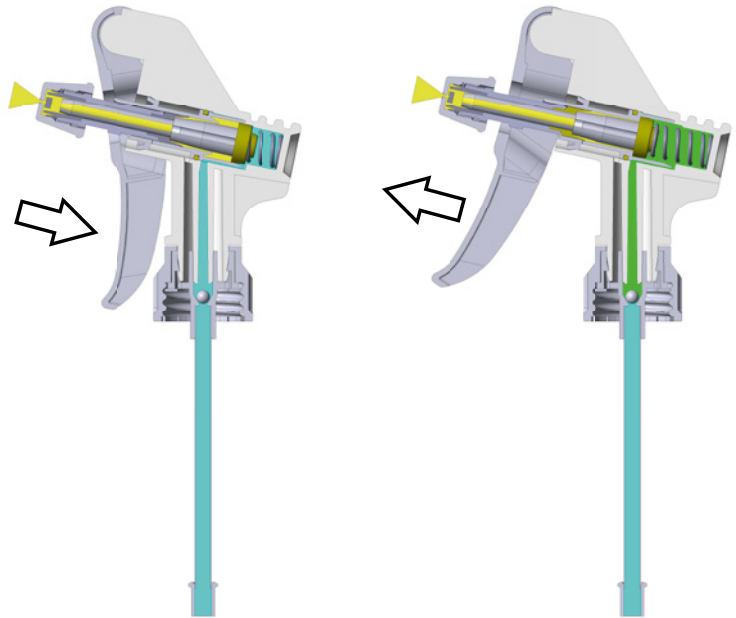
44 Spray units, pneumatic delivery

SPRAYERS

Sprayers 2014.1

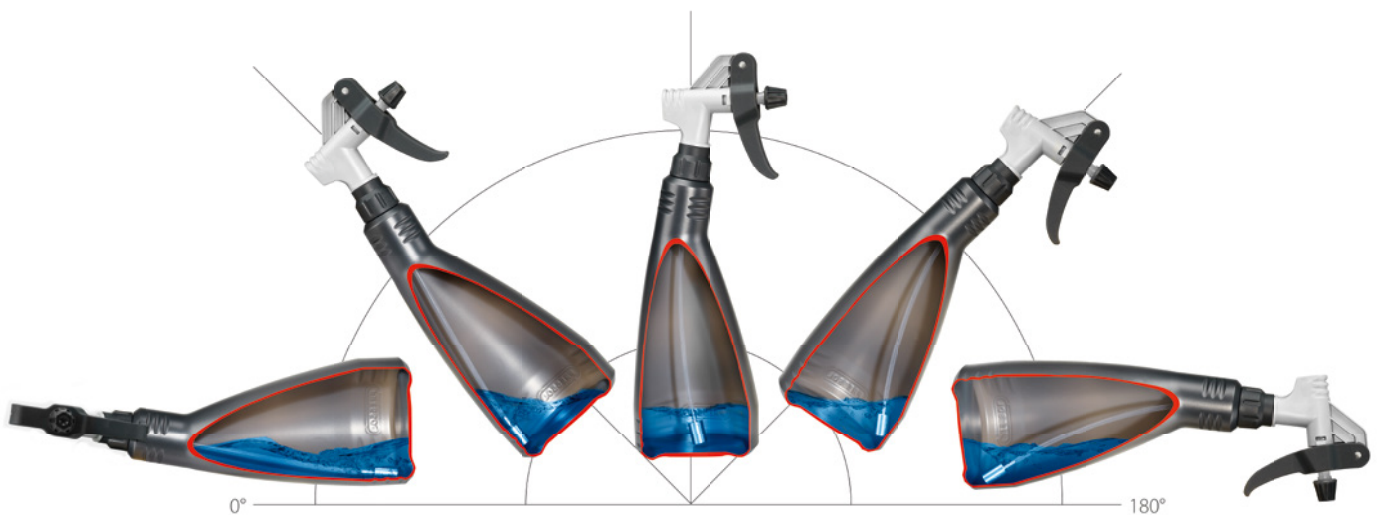
PRESS ONCE, SPRAY TWICE

Atomizer head with double stroke and freely positionable

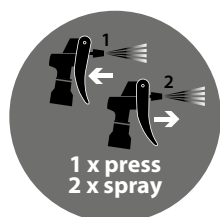


INDUSTRIAL SPRAYER 2014.1: FLEXIBLE SUCTION HOSE

enables a nearly complete emptying at a working angle from 0 - 180°



Industrial sprayers 2014.1



06 233

TECHNICAL DATA

- Spray volume per cycle (ml): 1,4
- Spray angle: 50°
- Reach at set spray angle of 50° (mm): 600
- Reach at full jet (mm): 4500
- Operating temperature area (°C): +5 / +30

Materials of parts in contact with liquid

- Container: HDPE (high density polyethylene)
- Pump: Special plastic
- Seal: FKM
- Suction hose: Special plastic
- Pressure spring and ball: INOX
- Adjusting nut: HDPE

SPECIFICATION

- Atomizer head with double stroke and freely positionable
- Flexible suction hose enables a nearly complete emptying at a working angle from 0 - 180°

PRODUCT BENEFITS + FEATURES

- Recommended for use with **thin liquid media, such as lubricants, break cleaners and cleaners from the industrial and automotive industry areas**, as long as the material of the sprayer is resistant to these media
- Thoroughly flush the system with clean water after use
- Stable
- List of tested media see stability list at www.pressol.com

PACKAGING

- Packing unit: 6

PRODUCTS

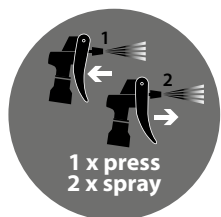
Figure	Item-No.	Description 1	Description 2	500 ml	750 ml	1000 ml
	06 232	Industrial sprayer 2014.1-500 ml	PE-black-SPK Double-acting	×		
	06 233	Industrial sprayer 2014.1-750 ml	PE-black-SPK Double-acting		×	
	06 235	Industrial sprayer 2014.1-1000 ml	PE-black-SPK Double-acting			×
	06 242	Industrial sprayer 2014.1-500 ml	PE-red-SPK Double-acting	×		
	06 243	Industrial sprayer 2014.1-750 ml	PE-red-SPK Double-acting		×	
	06 245	Industrial sprayer 2014.1-1000 ml	PE-red-SPK Double-acting			×

Abbreviations

DW	Double acting	LDPE	Low density polyethylene
FKM	Viton®	PE	polyethylene
HDPE	High density polyethylene	SPK	Spray head
INOX	Stainless steel		

SPRAYERS

Household sprayers 2014.1



06 112

TECHNICAL DATA

- Spray volume per cycle (ml): 1,4
- Spray angle: 50°
- Reach at set spray angle of 50° (mm): 600
- Reach at full jet (mm): 4500

Materials of parts in contact with liquid

- Container: HDPE (high density polyethylene)
- Pump: LDPE, POM, Me
- Seal: NBR
- Suction tube: PE
- Pressure spring and ball: INOX
- Adjusting nut: PP

SPECIFICATION

- Atomizer head with double stroke and freely positionable





PRODUCT BENEFITS + FEATURES

- Recommended for use with **a variety of detergents, solvents and cleaning agents**, as long as the material of the sprayer is resistant to these media
- Thoroughly flush the system with clean water after use
- Stable
- List of tested media see stability list at www.pressol.com

PACKAGING

- Packing unit: 6

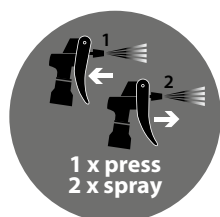
PRODUCTS

Figure	Item-No.	Description 1	Description 2	500 ml	750 ml
	06 212	Household sprayer 2014.1-500 ml	PE-white-transparent-SPK DW	×	
	06 213	Household sprayer 2014.1-750 ml	PE-white-transparent-SPK DW		×
	06 112	Household sprayer 2014.1-500 ml	PE-blue-SPK Double-acting	×	
	06 113	Household sprayer 2014.1-750 ml	PE-blue-SPK Double-acting		×

Abbreviations

DW	Double acting	NBR	Nitrile butadiene caoutchouc (Perbunan® Buna-N®)
HDPE	High density polyethylene	PE	Polyethylene
INOX	Stainless steel	POM	Acetal homopolymer
LDPE	Low density polyethylene	PP	Polypropylene
Me	Brass	SPK	Spray head

Garden sprayers 2014.1



06 223

TECHNICAL DATA

- Colour of container: yellow
- Colour Spray head: black
- Spray volume per cycle (ml): 1,4
- Spray angle: 50°
- Reach at set spray angle of 50° (mm): 600
- Reach at full jet (mm): 4500

Materials of parts in contact with liquid

- Container: HDPE (high density polyethylene)
- Pump: LDPE, POM, Me
- Seal: FKM
- Suction tube: PE
- Pressure spring and ball: INOX
- Adjusting nut: PP

SPECIFICATION

- Atomizer head with double stroke and freely positionable

PRODUCT BENEFITS + FEATURES

- Recommended for use with **liquid fertilizers, pesticides and herbicides**, as long as the material of the sprayer is resistant to these media
- Thoroughly flush the system with clean water after use
- Stable
- List of tested media see stability list at www.pressol.com

PACKAGING

- Packing unit: 6

PRODUCTS

Item-No.	Description 1	Description 2	500 ml	750 ml	1000 ml
06 222	Garden sprayer 2014.1-500 ml	PE-yellow-SPK Double-acting	×		
06 223	Garden sprayer 2014.1-750 ml	PE-yellow-SPK Double-acting		×	
06 225	Garden sprayer 2014.1-1000 ml	PE-yellow-SPK Double-acting			×

Abbreviations

DW	Double acting	Me	Brass
FKM	Viton®	PE	Polyethylene
HDPE	High density polyethylene	POM	Acetal homopolymer
INOX	Stainless steel	PP	Polypropylene
LDPE	Low density polyethylene	SPK	Spray head

SPRAYERS



A Tradition of Innovation.



SPRAYfixx

PURPOSE DIVERSE – FOR AUTOMOTIVE, INDUSTRY, DOMESTIC, PLUMBING, GARDENING AND AGRICULTURE

- Max. operating pressure 2.5 bar
- Level indicator in ml
- High performance pump
- Safety valve
- Ergonomic handle
- Stable form
- Verified materials marked per colour



Colour detection system for specific application





PURPOSE DIVERSE - FOR AUTOMOTIVE, INDUSTRY, DOMESTIC, PLUMBING, GARDENING AND AGRICULTURE

Can be used for special purposes as well as in everyday work.



SPRAYFlxx solvent

- Regulating nozzle, plastic adjusting nut PA

Applicable media: Acetone-free solvent · Acetone-free brake cleaner · Anti-corrosive · Impregnation · Formwork oil / parting agent · Wallpaper stripper · Disinfectant · Water

06 911 001 – 1 l | 06 911 015 – 1,5 l



SPRAYFlxx classic

- Flat spray nozzle 110°

Applicable media: Low-viscosity mineral oils · Anti-corrosive protection · Impregnation · Contact spray · Formwork oil / parting agent · Water

06 912 001 – 1 l | 06 912 015 – 1,5 l



SPRAYFlxx acid

- Flat spray nozzle 110°

Applicable media: Diluted acids (pH value 1-7) · Cleaner · Neutral detergent · Water

06 913 001 – 1 l | 06 913 015 – 1,5 l



SPRAYFlxx alkali

- Flat spray nozzle 110°

Applicable media: Diluted alkalis (pH 7-14) · Cleaner · Neutral detergent · Water

06 914 001 – 1 l | 06 914 015 – 1,5 l



SPRAYFlxx garden

- Regulating nozzle, plastic adjusting nut PA

Applicable media: Herbicides · Biological agents · Pesticides · Water

06 915 001 – 1 l | 06 915 015 – 1,5 l



COLOUR DETECTION SYSTEM FOR SPECIFIC APPLICATION

Accessories

- SPRAYFlxx solvent **80 687** Brass regulating- and swivel nozzle
Flat spray nozzle 110° PA
- SPRAYFlxx classic **80 688** Brass regulating- and swivel nozzle
Regulating nozzle with plastic adjusting nut PA
- SPRAYFlxx acid **80 689** Regulating- and swivel nozzle VA
Regulating nozzle with plastic adjusting nut ABS
- SPRAYFlxx alkali **80 690** Regulating- and swivel nozzle VA
Foam swivel nozzle VA
Regulating nozzle with plastic adjusting nut ABS
- SPAYFlxx garden **80 691** Regulating- and swivel nozzle VA
Flat spray nozzle 110° ABS
- Repair Kit SPRAYFlxx **80 692** Seal rim, o-ring, check valve



● 80 687



● 80 688



● 80 689



● 80 690



● 80 691



● 80 692

SPRAYERS

SPRAYFlxx

NEW



06 915 001

TECHNICAL DATA

- Container volume max. (ml): 1000 / 1500
- Filling volume max (ml): 800 / 1200
- Colour of container: white, transparent
- Temperature range (°C): +5 bis +30
- Operating pressure max. (bar): 2,5

Materials of parts in contact with liquid

- Container: HDPE
- Seals: Viton® (FKM)
- Springs: INOX

SPECIFICATION

- HDPE container with scale in ml
- Seals Viton® FKM
- Manual pressure build-up with combined overpressure and Venting valve
- With EAN bar code

PRODUCT BENEFITS + FEATURES

- Different nozzles allow for application-specific use
- Colour coding at container and pump head
- UV-resistant

PACKAGING

- Packing unit: 1

PRODUCTS

Item-No.	Description	1 l	1,5 l	Pump head	Valve rod	Nozzle	Colour code
06 911 001	SPRAYFlxx-solvent-1 l	×		PA	brass	Regulating nozzle	■
06 911 015	SPRAYFlxx-solvent-1,5 l		×	PA	brass	Regulating nozzle	■
06 912 001	SPRAYFlxx-classic-1 l	×		PA	brass	Flat spray nozzle	■
06 912 015	SPRAYFlxx-classic-1,5 l		×	PA	brass	Flat spray nozzle	■
06 913 001	SPRAYFlxx-acid basic-1 l	×		Special plastic	stainless steel	Flat spray nozzle	■
06 913 015	SPRAYFlxx-acid basic-1,5 l		×	Special plastic	stainless steel	Flat spray nozzle	■
06 914 001	SPRAYFlxx-alkali-1 l	×		Special plastic	stainless steel	Flat spray nozzle	■
06 914 015	SPRAYFlxx-alkali-1,5 l		×	Special plastic	stainless steel	Flat spray nozzle	■
06 915 001	SPRAYFlxx-garden-1 l	×		Special plastic	Stainless steel	Regulating nozzle	■
06 915 015	SPRAYFlxx-garden-1,5 l		×	Special plastic	Stainless steel	Regulating nozzle	■

Abbreviations

EAN European Article Number Code (bar code)
FKM Viton®
HDPE High density polyethylene
INOX Stainless steel
PA Polyamide

■ Solvents, except acetone
 ■ Low viscosity mineral oils
 ■ Diluted acids (pH value 1-7)
 ■ Diluted alkalis (pH value 7-14)
 ■ Pesticides

Accessories and spare parts for SPRAYFlxx



80 688

SPECIFICATION

- Seals Viton® FKM

PACKAGING

- Packing unit: 1

PRODUCTS

Figure	Item-No.	Description	Specification
	80 687	Nozzle kit SPRAYFlxx solvent	Adjusting and swivelling nozzle brass (80 680) Ball joint with union nut Flat spray nozzle angle 110° PA (80 682) with union nut
	80 688	Nozzle kit SPRAYFlxx classic	Adjusting and swivelling nozzle brass (80 680) Ball joint with union nut Extension tube with union nut
	80 689	Nozzle kit SPRAYFlxx acid basic	Adjusting and swivelling nozzle stainless steel (80 681) Ball joint with union nut Extension tube with union nut
	80 690	Nozzle kit SPRAYFlxx alkali	Adjusting and swivelling nozzle stainless steel (80 681) Extension tube with union nut Foam nozzle
	80 691	Nozzle kit SPRAYFlxx garden	Adjusting and swivelling nozzle stainless steel (80 681) Ball joint with union nut Flat spray nozzle angle 110° PA (80 682) with union nut
	80 692	Repair kit SPRAYFlxx	Sealing tappet (82 808) O-ring (83 010) Back-flow valve (83 444)

SPRAYERS

Industrial sprayers



06 267

TECHNICAL DATA

- Volume of container (ml): 750
- Material of container: HDPE (high density polyethylene)

SPECIFICATION

- Sprayer head with adjustable and closeable plastic nozzle (00 258) / brass spray nozzle (06 100)




PRODUCT BENEFITS + FEATURES

- Suitable for various chemicals, e.g. detergents, solvents and cleaning agents
- Not suitable for acetone, glycol, ammonia, break cleaners and acids like formic acid and acetic acid
- Stable conical bottle design
- With EAN bar code / EAN code tag

PACKAGING

- Packing unit: 6

PRODUCTS

Figure	Item-No.	Description 1	Description 2	plastic nozzle	brass nozzle
	06 267	Industrial sprayer-750 ml	PE-orange-plastic nozzle	×	
	06 267 820	Industrial sprayer-750 ml	PE-white-transparent-KSD	×	
	06 267 956	Industrial sprayer-750 ml	PE-orange-brass nozzle		×

Abbreviations

EAN	European Article Number Code (bar code)
HDPE	High density polyethylene
KSD	Plastic nozzle
PE	Polyethylene

Household sprayers



06 266

TECHNICAL DATA

- Volume of container (ml): 750
- Material of container: HDPE (high density polyethylene)

SPECIFICATION

- Sprayer head with adjustable and closeable plastic nozzle (00 258)
- With EAN bar code / EAN code tag



PRODUCT BENEFITS + FEATURES

- Stable conical bottle design

PACKAGING

- Packing unit: 6

PRODUCTS

Figure	Item-No.	Description 1	Description 2	Media
	06 266	Household sprayer-750 ml	PE-orange-plastic nozzle	For water-based, non aggressive liquids
	06 266 820	Household sprayer-750 ml	PE-white-transparent-KSD	For household, water and distilled water

SPRAYERS

Accessories and spare parts for household and industrial sprayers



06 100

PRODUCT BENEFITS + FEATURES

- To spray low viscosity liquids

PACKAGING

- Packing unit: 1

PRODUCTS

Item-No.	Description 1	Description 2	06 266	06 266 820	06 267	06 267 820	06 267 956	KSD	MSD
00 258	Sprayer head	with plastic nozzle	×	×	×	×		×	
06 100	Sprayer head	with brass nozzle					×		×

Abbreviations

KSD Plastic nozzle

MSD Brass nozzle

Industrial sprayers, manually air pressurized



TECHNICAL DATA

- Capacity Container (l): 1
- Material of container: polyethylene
- Colour of container: white, transparent

SPECIFICATION

- Sprayer head with adjustable and closeable brass nozzle
- Manually air pressurized
- With EAN bar code

PRODUCT BENEFITS + FEATURES

- Suitable for water
- Not suitable for acetone, glycol, ammonia, break cleaners and acids like formic acid and acetic acid, nor for chemical products
- Stable conical bottle design

PACKAGING

- Packing unit: 6

PRODUCTS

Item-No.	Description 1	Description 2
06 178	Industrial sprayer-1 l	PE-white-transparent-brass nozzle

Abbreviations

EAN	European Article Number Code (bar code)
PE	Polyethylene

SPRAYERS

POMPAxx Industrial sprayers



06 910

TECHNICAL DATA

- Material of container: polyethylene
- Colour of container: white, transparent
- Temperature range (°C): +5 / +30
- Operating pressure max. (bar): 3

SPECIFICATION

- Sprayer head with adjustable and closable plastic nozzle
- Viton® gaskets
- Manually air pressurized
- With EAN bar code




PRODUCT BENEFITS + FEATURES

- Recommended for cleaning and disinfecting machines and vehicles, and spraying of concrete formwork oil as long as the seals are suitable for the liquids being sprayed
- Not suitable for acetone, glycol, ammonia, break cleaners and acids like formic acid and acetic acid
- Stable conical bottle design
- UV-resistant

PACKAGING

- Packing unit: 1

PRODUCTS

Figure	Item-No.	Description 1	Description 2	2 l	7 l	10 l	spout	spray lance
	06 902	POMPAxx-Industrial sprayer	2 l-PE-spout	×			×	
	06 905	POMPAxx-Industrial sprayer	7 l-PE-spray lance		×			×
	06 910	POMPAxx-Industrial sprayer	10 l-PE-spray lance			×		×

Abbreviations

EAN European Article Number Code (bar code)
 PE Polyethylene

Accessories and spare parts for POMPAXxx industrial sprayers














06 931

PACKAGING

- Packing unit: 1

PRODUCTS

Figure	Item-No.	Description	06902	06905	06 910
	06 931	Gasket set	×		
	06 932	Spout	×		
	06 933	Pump	×		
	06 934	Gasket set		×	×
	06 935	Carrying strap		×	×
	06 936	Pump		×	×
	06 937	Nozzle 60°-flat stream		×	×
	06 938	Triple nozzle		×	×
	06 939	Spray lance		×	×
	06 960	Over pressure valve		×	×
	06 961	Hose		×	×

SPRAYERS

Spray units, pneumatic delivery



TECHNICAL DATA

- Total volume (l) (l): 24
- Compressed air connection: to suit a Rectus quick release airline connector, type 26
- Nominal width (mm): 7,2
- Filling: G 1" female, with funnel attachment
- Discharge: by compressed air buffer, max. 7 bar
- Dispensing: manual valve
- Lacquering: window grey, satin, RAL 7040
- Media: liquid cleaning agents

SPECIFICATION

- Pressure gauge
- Coiled air hose
- Spray lance with microfine spray head
- Drip tray
- 2 fixed rear wheels
- Lacquering, oil-resistant

PACKAGING

- Packing unit: 1

PRODUCTS

Item-No.	Description 1	Description 2
19 768	Spray unit-mobile	24 l-pneumatic delivery



FUNNELS



48 Funnels, tin plate

49 Combi funnels, tin plate



50 Funnels, polyethylene



53 Funnel sets, polyethylene



54 Funnels, polyethylene with flexible spout



57 Combi funnels, polyethylene



58 Funnels, polypropylene



59 Funnels for waste oil or chemical disposal, polyethylene



60 Tractor funnels, polyethylene



61 Oil can funnels, polyethylene



62 Accessories and spare parts for funnels

FUNNELS

Funnels, tin plate



02 342

TECHNICAL DATA

- Material: tin plate and HDPE (high density polyethylene)
- Diameter discharge spout outside (mm): 22

SPECIFICATION

- High overflow rim functions as splash guard
- Ergonomic and safe handle
- Removable strainer, brass
- Air venting ducts
- High flow rate
- Safety discharge spout, Polyethylene
- Preserved surface
- With EAN bar code

PRODUCT BENEFITS + FEATURES

- For special use in industry and workshops
- Oil and diesel-resistant

PACKAGING

- Packing unit: 6

PRODUCTS

Item-No.	Description 1	Description 2	1,3 l	3,2 l
02 342	Funnel-tin plate	Ø 160 mm-1,3 l-strainer	×	
02 344	Funnel-tin plate	Ø 200 mm-3,2 l-strainer		×

Abbreviations

EAN European Article Number Code (bar code)

Combi funnels, tin plate



02 645

TECHNICAL DATA

- Materials of funnel: tin plate and HDPE (high density polyethylene)
- Material of flex spout: metal
- Material of flex spout discharge: HDPE (high density polyethylene)
- Diameter of funnel shape spout a (mm): 22
- Diameter discharge spout outside (mm): 18
- Length of discharge tube (mm): 300

SPECIFICATION

- Flexible discharge spout, with tread connection
- Removable strainer, brass
- High overflow rim functions as splash guard
- Preserved surface
- Polybag, printed, with EAN bar code

PRODUCT BENEFITS + FEATURES

- For special use in industry and workshops
- Oil and diesel-resistant

PACKAGING

- Packing unit: 6

PRODUCTS

Item-No.	Description 1	Description 2	1,3 l	3,2 l
02 645	Combi funnel-tin plate	FLMA-Ø 160 mm-1,3 l-strainer	×	
02 344 950	Combi funnel-tin plate	FLMA-Ø 200 mm-3,2 l-strainer		×

Abbreviations

EAN	European Article Number Code (bar code)
FLMA	Flexible metal spout
HDPE	High density polyethylene

FUNNELS

Funnels, polyethylene



TECHNICAL DATA

- Material: HDPE (high density polyethylene)
- Colour: orange

SPECIFICATION

- Straight spout, with ventilation tube
- With grip tab and integral suspension eye
- With EAN bar code

PRODUCT BENEFITS + FEATURES

- Oil, acid and fuel-resistant

PACKAGING

- Packing unit: 10

PRODUCTS

Item-No.	Description 1	Description 2	0,05 l	0,09 l	0,25 l	0,27 l	0,7 l	AL Ø 8,5 mm	AL Ø 9 mm	AL Ø 10 mm	AL Ø 15 mm
02 361	Funnel	PE-Ø 50 mm-0,05 l	×					×			
02 362	Funnel	PE-Ø 75 mm-0,09 l		×					×		
02 363	Funnel	PE-Ø 100 mm-0,25 l			×					×	
02 364	Funnel	PE-Ø 100 mm-0,27 l				×					×
02 365	Funnel	PE-Ø 150 mm-0,7 l					×				×

Abbreviations

AL Ø	Diameter discharge spout outside
EAN	European Article Number Code (bar code)
HDPE	High density polyethylene
PE	Polyethylene



02 366

TECHNICAL DATA

- Material: HDPE (high density polyethylene)
- Colour: orange

SPECIFICATION

- High overflow rim functions as splash guard
- Straight spout, with ventilation tube
- With grip tab and integral suspension eye
- High flow rate
- With EAN bar code

PRODUCT BENEFITS + FEATURES

- Oil, acid and fuel-resistant

PACKAGING

- Packing unit: 6

PRODUCTS

Item-No.	Description 1	Description 2	2,9 l	3,2 l	AL Ø 24,5 mm	AL Ø 27 mm	FS-Me
02 366	Funnel	PE-Ø 200 mm-2,9 l	×		×		
02 366 017	Funnel	PE-Ø 200 mm-2,9 l-strainer	×		×		×
02 367	Funnel	PE-Ø 250 mm-3,2 l		×		×	
02 367 020	Funnel	PE-Ø 250 mm-3,2 l-strainer		×		×	×

Abbreviations

AL Ø	Diameter discharge spout outside
EAN	European Article Number Code (bar code)
FS-Me	Removable strainer, brass
HDPE	High density polyethylene
PE	Polyethylene

FUNNELS

Funnels, polyethylene



TECHNICAL DATA

- Capacity (l): 1,2
- Material: HDPE (high density polyethylene)
- Colour: orange
- Diameter discharge spout outside (mm): 21,5

SPECIFICATION

- High overflow rim functions as splash guard
- Ergonomic and safe handle
- Removable strainer, brass
- Air venting ducts
- High flow rate
- Safety discharge spout, Polyethylene
- With EAN bar code

PRODUCT BENEFITS + FEATURES

- For special use in industry and workshops
- Oil, acid and fuel-resistant

PACKAGING

- Packing unit: 5

PRODUCTS

Item-No.	Description 1	Description 2
02 372	Funnel	PE-Ø 160 mm-1,2 l-strainer

Abbreviations

EAN	European Article Number Code (bar code)
HDPE	High density polyethylene
PE	Polyethylene

Funnel sets, polyethylene



02 360

TECHNICAL DATA

- Material: HDPE (high density polyethylene)
- Colour: orange

SPECIFICATION

- Grip tab, for comfortable use
- With EAN bar code
- Funnel, Ø 160 mm, with removable strainer, brass

PRODUCT BENEFITS + FEATURES

- Oil, acid and fuel-resistant
- Multiple application possibilities

PACKAGING

- Packing unit: 10

PRODUCTS

Item-No.	Description 1	Description 2	50 mm	75 mm	100 mm	120 mm	150 mm	160 mm
02 360	Funnel set-PE	Ø 50-75-100-120 mm	×	×	×	×		
02 360 954	Funnel set-PE	Ø 50-75-100-120-150 mm	×	×	×	×	×	
02 372 043	Funnel set-PE	Ø 50-75-100-120-150-160 mm-strainer	×	×	×	×	×	×

Abbreviations

EAN	European Article Number Code (bar code)
HDPE	High density polyethylene
PE	Polyethylene

FUNNELS

Funnels, polyethylene with flexible spout



02 674

TECHNICAL DATA

- Capacity (l): 1,2
- Material Funnels: HDPE (high density polyethylene)
- Material discharge spout: LDPE (Low density polyethylene)
- Colour: orange
- Diameter of funnel shape spout a (mm): 45
- Diameter of discharge spout, two-step, a (mm): 13 oder 19
- Length flexible spout (mm): 330

SPECIFICATION

- With two-step flex spout (removable)
- High overflow rim functions as splash guard
- With safe handle
- With EAN bar code

PRODUCT BENEFITS + FEATURES

- For special use in industry and workshops
- Oil, acid and fuel-resistant
- Ideal for fuel filler pipes of cars with catalysators and other small diameter filling necks

PACKAGING

- Packing unit: 6

PRODUCTS

Item-No.	Description 1	Description 2	Removable strainer, brass
02 662	Funnel	PE-FLA-Ø 160 mm-1,2 l	
02 674	Catalysator funnel	PE-FLA-Ø 160 mm-1,2 l-strainer	×

Abbreviations

EAN	European Article Number Code (bar code)
FLA	Flexible spout
HDPE	High density polyethylene
LDPE	Low density polyethylene
PE	Polyethylene



TECHNICAL DATA

- Capacity (l): 1,2
- Material of funnel and flex spout: HDPE (High density polyethylene)
- Material of flex spout: metal
- Colour of funnel and flex spout discharge: orange
- Diameter of funnel shape spout a (mm): 21,5
- Diameter discharge spout outside (mm): 18
- Length of discharge tube (mm): 300

SPECIFICATION

- Removable strainer, brass
- High overflow rim functions as splash guard
- Polybag, printed, with EAN bar code
- Flexible discharge spout, with tread connection

PRODUCT BENEFITS + FEATURES

- For special use in industry and workshops
- Oil, acid and fuel-resistant

PACKAGING

- Packing unit: 6

PRODUCTS

Item-No.	Description 1	Description 2
02 675	Combi funnel	PE-FLMA-Ø 160 mm-1,2 l-strainer

Abbreviations

EAN	European Article Number Code (bar code)
FLMA	Flexible metal spout
HDPE	High density polyethylene
PE	Polyethylene

FUNNELS

Funnels, polyethylene with flexible spout



TECHNICAL DATA

- Capacity (l): 0,7
- Material funnel: HDPE (high density polyethylene)
- Colour of funnel: orange
- Material flexible hose: PVC
- Colour of flexible hose: black
- Outside diameter of hose (mm) (mm): 17
- Length flexible hose (mm): 330

SPECIFICATION

- With flexible removable discharge spout
- With grip tab and integral suspension eye
- With EAN bar code

PRODUCT BENEFITS + FEATURES

- For special use in industry and workshops
- Oil, acid and fuel-resistant

PACKAGING

- Packing unit: 6

PRODUCTS

Item-No.	Description 1	Description 2
02 665	Funnel	PE-FLA-Ø 150 mm-0,7 l

Abbreviations

EAN	European Article Number Code (bar code)
HDPE	High density polyethylene
PE	Polyethylene
PVC	Polyvinyle chloride
FLA	Flexible spout

Combi funnels, polyethylene



02 562

TECHNICAL DATA

- Capacity (l): 1,2
- Material: HDPE (high density polyethylene)
- Colour: orange

SPECIFICATION

- Removable strainer, brass
- High overflow rim functions as splash guard
- With EAN bar code



PRODUCT BENEFITS + FEATURES

- Oil, acid and fuel-resistant

PACKAGING

- Packing unit: 6

PRODUCTS

Figure	Item-No.	Description 1	Description 2
	02 562	Combi funnel	PE-WAL-Ø 160 mm-1,2 l-strainer
	02 563	Combi funnel	PE-WAL-GRS-Ø 160 mm-1,2 l-strainer

Abbreviations

EAN	European Article Number Code (bar code)
GRS	Straight safety spout
HDPE	High density polyethylene
PE	Polyethylene
WAL	Angle spout

FUNNELS

Funnels, polypropylene



TECHNICAL DATA

- Capacity (l): 10
- Material: Polypropylene
- Colour: white, transparent
- Diameter discharge spout outside (mm): 31

SPECIFICATION

- High overflow rim functions as splash guard
- Straight spout
- High flow rate

PRODUCT BENEFITS + FEATURES

- Foodstuff-compatible
- Oil, acid and fuel-resistant

PACKAGING

- Packing unit: 1

PRODUCTS

Item-No.	Description 1	Description 2
02 369	Funnel-transparent	PP-Ø 350 mm-10 l

Abbreviations

PP Polypropylene

Funnels for waste oil or chemical disposal, polyethylene



02 568

TECHNICAL DATA

- Capacity (l): 3,2
- Material funnel and protection cap: HDPE (high density polyethylene)
- Colour of funnel: red
- Colour of cover: black
- Material connector: zinc die casting

SPECIFICATION

- Lockable cover
- High flow rate

PRODUCT BENEFITS + FEATURES

- For waste oil or chemical disposal
- To suit standard 60 l or 200 l containers (02 568)
- For plastic containers (02 569)

PACKAGING

- Packing unit: 1

PRODUCTS

Item-No.	Description 1	Description 2	G 2" male, drum adapter	Ø 60 mm, female thread
02 568	Funnel with lid	PE-Ø 250 mm-3,2 l-G 2" male	×	
02 569	Funnel with lid	PE-Ø 250 mm-3,2 l-inner thread		×

Abbreviations

HDPE High density polyethylene
PE Polyethylene

FUNNELS

Tractor funnels, polyethylene



TECHNICAL DATA

- Capacity (l): 4
- Material: polyethylene
- Colour: grey
- Diameter discharge spout outside (mm): 30

SPECIFICATION

- Rectangular funnel
- High overflow rim functions as splash guard
- Removable strainer, brass
- Straight spout
- High flow rate
- With EAN bar code

PRODUCT BENEFITS + FEATURES

- Oil, acid and fuel-resistant

PACKAGING

- Packing unit: 1

PRODUCTS

Item-No.	Description 1	Description 2
02 370	Tractor funnel-PE	280 x 190 mm-4 l-strainer-grey

Abbreviations

EAN European Article Number Code (bar code)
PE Polyethylene

Oil can funnels, polyethylene



TECHNICAL DATA

- Capacity (l): 1
- Material: HDPE (high density polyethylene)
- Colour: orange
- Diameter for refilling (mm): 120
- Diameter discharge spout outside (mm): 27

SPECIFICATION

- Filling spout fits into the filler neck of an engine
- Grip tab, with tip for opening sealing foil of oil cans
- With EAN bar code

PRODUCT BENEFITS + FEATURES

- Oil, acid and fuel-resistant

PACKAGING

- Packing unit: 6

PRODUCTS

Item-No.	Description 1	Description 2
02 671	Oil can funnel	PE-Ø 120 mm-1 l

Abbreviations

EAN	European Article Number Code (bar code)
HDPE	High density polyethylene
PE	Polyethylene

FUNNELS

Accessories and spare parts for funnels



TECHNICAL DATA

- Material: LDPE (Low density polyethylene)
- Colour: orange
- Outside diameter (mm): 39
- Diameter of discharge spout, two-step, a (mm): 12 or 19
- Length of discharge tube (mm): 320

SPECIFICATION

- Two-step
- For (02 372), (02 662), (02 674)

PRODUCT BENEFITS + FEATURES

- For special use in industry and workshops
- Oil, acid and fuel-resistant

PACKAGING

- Packing unit: 1

PRODUCTS

Item-No.	Description 1	Description 2
00 241	Flexible discharge spout-PE	for funnels-PE



TECHNICAL DATA

- Material of flex spout: metal
- Diameter (mm): 40
- Material discharge spout: HDPE (high density polyethylene)
- Diameter discharge spout outside (mm): 18
- Length of discharge tube (mm): 300

SPECIFICATION

- For funnels made of metal (02 342), (02 344), (02 344 950), (02 645)
- With EAN bar code

PRODUCT BENEFITS + FEATURES

- For special use in industry and workshops
- Oil, acid and fuel-resistant

PACKAGING

- Packing unit: 1

PRODUCTS

Item-No.	Description
02 640	Flexible discharge spout-metal



01 172

TECHNICAL DATA

- Materials: brass and LDPE (low density polyethylene)
- Mesh width (mm): 0,5



SPECIFICATION

- 02 371: For tractor funnels PE, grey (02 370)
- 01 172: For funnels, Metal and PE (02 342), (02 344), (02 352), (02 354), (02 366), (02 367), (02 372), (02 562), (02 645), (02 662), (02 674), (02 675) and variations of these articles

PACKAGING

- Packing unit: 1

PRODUCTS

For Funnels	Item-No.	Description 1	Description 2	Ø 58 mm	Ø 65,7 mm
	01 172	Fine strainer-brass	for funnels made of metal and PE	×	
	02 371	Fine strainer-brass	for tractor funnels (02 370)		×

Abbreviations

- EAN** European Article Number Code (bar code)
- HDPE** High density polyethylene
- LDPE** Low density polyethylene
- PE** Polyethylene



21

Nur für
Mineraloel

MEASURING JUGS AND CANS



66 Measuring jugs, PP



68 Measuring jugs, polyethylene

69 Accessories and spare parts for measuring jugs, polyethylene



70 Measuring jugs, tin plate



71 Measuring cans, tin plate

72 Measuring cans, steel plate, galvanized



73 Storage cans, tin plate

74 Storage cans, steel plate, galvanized

MEASURING JUGS AND CANS

Measuring jugs, PP



07 063

TECHNICAL DATA

- Material: Polypropylene
- Colour of container: transparent
- Temperature range (°C): -10 / max. +120

SPECIFICATION

- Scale painted and raised
- Ergonomic handle
- With EAN bar code
- Percentage scale for mixture ratios 2 %, 3 %, 5 % and 8 % (just 07 061)

PRODUCT BENEFITS + FEATURES

- Oil and acid-resistant
- Foodstuff-compatible
- Break-proof and stable
- Stackable
- Safe dispensing

PRODUCTS

Item-No.	Description 1	Description 2	0,25 l	0,5 l	1 l	2 l	3 l	5 l	VE: 6	VE: 12
07 060	Measuring jug-PP-0,25 l	transparent	×							×
07 061	Measuring jug-PP-0,5 l	transparent-scale ml/%		×						×
07 062	Measuring jug-PP-1 l	transparent			×				×	
07 063	Measuring jug-PP-2 l	transparent				×			×	
07 064	Measuring jug-PP-3 l	transparent					×		×	
07 065	Measuring jug-PP-5 l	transparent						×	×	

Abbreviations

EAN	European Article Number Code (bar code)
PP	Polypropylene
VE	Packing unit



07 071

TECHNICAL DATA

- Capacity (l): 0,5, 1, 2
- Material: Polypropylene
- Colour of container: transparent
- Temperature range (°C): -10 / max. +120

SPECIFICATION

- Measuring jug, 0,5 l (07 061)
- Measuring jug, 1 l (07 062)
- Measuring jug, 2 l (07 063)
- Scale painted and raised
- Ergonomic handle
- Completely packed in polybag
- With EAN bar code

PRODUCT BENEFITS + FEATURES

- Oil and acid-resistant
- Foodstuff-compatible
- Break-proof and stable
- Stackable
- Safe dispensing

PACKAGING

- Packing unit: 1

PRODUCTS

Item-No.	Description 1	Description 2
07 071	Measuring jug set-PP	set of three-0,5 l-1 l-2 l

Abbreviations

EAN	European Article Number Code (bar code)
PP	Polypropylene

MEASURING JUGS AND CANS

Measuring jugs, polyethylene



07 623

TECHNICAL DATA

- Material measure: HDPE (high density polyethylene)
- Material flexible discharge spout: LDPE (Low density polyethylene)
- Length of flexible spout (mm): 160
- Colour of measure and flexible spout: white, transparent
- Material protection cover: Polypropylene
- Material protection cap: HDPE (high density polyethylene)
- Colour of protecting cover and cap: steel-grey, RAL 7011
- Temperature range (°C): -10 / +110

SPECIFICATION

- With protecting cover and discharge spout end-cap
- German, English and American scale division
- With EAN bar code

PRODUCT BENEFITS + FEATURES

- Oil, acid and fuel-resistant
- Ergonomic design
- Break-proof and stable

PRODUCTS

Item-No.	Description 1	Description 2	0,5 l	1 l	2 l	3 l	5 l		
07 500	Measuring jug-PE	0,5 l-white-transparent	x						
07 501	Measuring jug-PE	1 l-white-transparent		x					
07 502	Measuring jug-PE	2 l-white-transparent			x				
07 503	Measuring jug-PE	3 l-white-transparent				x			
07 505	Measuring jug-PE	5 l-white-transparent					x		
07 520	Measuring jug with cover-PE	0,5 l-white-transparent	x					x	
07 521	Measuring jug with cover-PE	1 l-white-transparent		x				x	
07 522	Measuring jug with cover-PE	2 l-white-transparent			x			x	
07 523	Measuring jug with cover-PE	3 l-white-transparent				x		x	
07 525	Measuring jug with cover-PE	5 l-white-transparent					x	x	
07 600	Measuring jug with FLA-PE	0,5 l-white-transparent	x						x
07 601	Measuring jug with FLA-PE	1 l-white-transparent		x					x
07 602	Measuring jug with FLA-PE	2 l-white-transparent			x				x
07 603	Measuring jug with FLA-PE	3 l-white-transparent				x			x
07 605	Measuring jug with FLA-PE	5 l-white-transparent					x		x
07 620	Measuring jug with cover-FLA-PE	0,5 l-white-transparent	x					x	x
07 621	Measuring jug with cover-FLA-PE	1 l-white-transparent		x				x	x
07 622	Measuring jug with cover-FLA-PE	2 l-white-transparent			x			x	x
07 623	Measuring jug with cover-FLA-PE	3 l-white-transparent				x		x	x
07 625	Measuring jug with cover-FLA-PE	5 l-white-transparent					x	x	x

Abbreviations

EAN	European Article Number Code (bar code)
FLA	Flexible spout
HDPE	High density polyethylene
LDPE	Low density polyethylene
PE	Polyethylene

Accessories and spare parts for measuring jugs, polyethylene



82 250



00 328 950

TECHNICAL DATA

- Material protection cover: Polypropylene
- Material protection cap: HDPE (high density polyethylene)
- Colour of protecting cover and cap: steel-grey, RAL 7011

SPECIFICATION

- Protection cover
- Protection cap for discharge spout
- Completely packed in polybag
- With EAN bar code

PRODUCT BENEFITS + FEATURES

- Oil, acid and fuel-resistant

PACKAGING

- Packing unit: 1

PRODUCTS

Item-No.	Description 1	Description 2	0,5l	1l	2l	3l	5l
82 248	Cover-PP + cap-PE	for 0,5-l-measuring jugs-PE	×				
82 249	Cover-PP + cap-PE	for 1-l-measuring jugs-PE		×			
82 250	Cover-PP + cap-PE	for 2-l-measuring jugs-PE			×		
82 251	Cover-PP + cap-PE	for 3-l-measuring jugs-PE				×	
82 252	Cover-PP + cap-PE	for 5-l-measuring jugs-PE					×
00 328 950	Flexibles discharge spout-PE-160 mm	transparent-for 0,5-1-2-l-measuring jugs	×	×	×		
00 238 820	Flexibles discharge spout-PE-330 mm	transparent-for 3- and 5-l-measuring jugs				×	×

Abbreviations

EAN	European Article Number Code (bar code)
HDPE	High density polyethylene
PE	Polyethylene
PP	Polypropylene

MEASURING JUGS AND CANS

Measuring jugs, tin plate



07 342

TECHNICAL DATA

- Material of container: tin plate

SPECIFICATION

- Safety discharge spout oder flexible metal discharge spout
- Ergonomic handle
- Preserved surface
- Stable
- With EAN bar code



07 642

PRODUCTS

Item-No.	Description 1	Description 2	0,5l	1l	2l	FLMA
07 341	Measuring jug-tin plate	0,5l	×			
07 342	Measuring jug-tin plate	1 l		×		
07 343	Measuring jug-tin plate	2 l			×	
07 642	Measuring jug-tin plate	1 l-FLMA		×		×
07 643	Measuring jug-tin plate	2 l-FLMA			×	×

Abbreviations

- EAN** European Article Number Code (bar code)
FLMA Flexible metal spout

Measuring cans, tin plate



07 805

TECHNICAL DATA

- Material of container: tin plate
- Material discharge spout: metal

SPECIFICATION

- Metal funnel discharge spout
- Handle
- Swivelling carrying handle

PACKAGING

- Packing unit: 1

PRODUCTS

Item-No.	Description 1	Description 2	5 l	10 l
07 805	Measuring can-tin plate	5 l	×	
07 810	Measuring can-tin plate	10 l		×

MEASURING JUGS AND CANS

Messeimer aus verzinktem steel sheet



08 063

TECHNICAL DATA

- Material of container: galvanized steel
- Material discharge spout: metal
- Length of discharge spout (mm): 100
- Measuring scale: internal

SPECIFICATION

- Metal funnel discharge spout
- Handle
- Swivelling carrying handle

PRODUCT BENEFITS + FEATURES

- For use in workshops, industry, and garage working environments
- Heavy-duty version, rugged

PACKAGING

- Packing unit: 1

PRODUCTS

Item-No.	Description 1	Description 2	5 l	10 l	20 l
08 062	Measuring can-steel plate-galvanized	5 l	×		
08 063	Measuring can-steel plate-galvanized	10 l		×	
08 069	Measuring can-steel plate-galvanized	20 l			×

Storage cans, tin plate



08 042

TECHNICAL DATA

- Material: tin plate

SPECIFICATION

- Double-flanged container base, welded seam and stable design
- Hinge cover, angled discharge spout and captive dispensing spout cap
- Sturdy carrying sling and handle
- With EAN bar code

PRODUCT BENEFITS + FEATURES

- For use in industry and workshops

PRODUCTS

Item-No.	Description	3 l	5 l	10 l	VE: 2	VE: 5
08 041	Storage can-3 l-tin plate	×				×
08 042	Storage can-5 l-tin plate		×			×
08 043	Storage can-10 l-tin plate			×	×	

Abbreviations

EAN European Article Number Code (bar code)
VE Packing unit

MEASURING JUGS AND CANS

Storage cans, galvanized



08 053

TECHNICAL DATA

- Material: galvanized steel

SPECIFICATION

- Double-flanged container base, welded seam and stable design
- Hinge cover, angled discharge spout and captive dispensing spout cap
- Sturdy carrying sling and handle
- With EAN bar code

PRODUCT BENEFITS + FEATURES

- For use in industry and workshops
- Heavy-duty version, rugged

PRODUCTS

Item-No.	Description 1	Description 2	5 l	10 l	15 l	VE: 1	VE: 2
08 052	Storage can-5 l	steel plate-galvanized	×				×
08 053	Storage can-10 l	steel plate-galvanized		×			×
08 054	Storage can-15 l	steel plate-galvanized			×	×	

Abbreviations

EAN European Article Number Code (bar code)

VE Packing unit



CANISTERS



78 Fuel cans, polyethylene



80 Fuel cans, metal

81 Accessories and spare parts for
Fuel cans, metal



82 Double tank fuel cans, polyethylene



83 Water cans, polyethylene,
foodstuff-compatible

84 Water cans, polyethylene,
stackable, foodstuff-compatible



85 Cans, polyethylene, universal



86 Urea cans, polyethylene



88 Accessories and spare parts for
cans, polyethylene




89 Coolant cans

CANISTERS

Fuel cans, polyethylene



21 133



TECHNICAL DATA

- Material jerrycan: HDPE (high density polyethylene)
- Colour of can: red, RAL 3001
- Material protection cap and adapter: Polypropylene
- Material discharge spout and fixation strap: LDPE (Low density polyethylene)
- Colour jerrycan locking cap: red, RAL 3001
- Colour fixation strap and adapter: steel-grey, RAL 7011
- Colour discharge spout: white, transparent
- Diameter discharge spout outside (mm): 20

SPECIFICATION

- Flexible discharge spout with integral ventilation
- Spout is stored inside jerrycan
- Cover cap is secured against loss with flexible band
- With EAN bar code




PRODUCT BENEFITS + FEATURES

- Suitable for liquid fuels
- No rusty splits in the fuel
- Less water condensate in the jerrycan
- Integral discharge spout to be stored in the jerry can complete with patented jerrycan locking cap
- No contamination of the discharge spout when storing the jerrycan in a vehicle
- Dimensions compatible with military jerrycans
- Lower conductivity of temperature in comparison to metal version
- Robust and resistant against impact
- UN-approval
- As of 01.06.2015, all fuel cans (UN) must be marked by the end user in accordance with the GHS / CLP Regulation. For identification use our labels, Item no. (80 967).

PACKAGING

- Packing unit: 1

PRODUCTS


Figure	Item-No.	Description 1	Description 2	5 l	10 l	20 l
	21 131	Fuel can-5 l	PE-with flexible spout	×		
	21 133	Fuel can-10 l	PE-with flexible spout		×	
	21 137	Fuel can-20 l	PE-with flexible spout			×

Abbreviations

EAN European Article Number Code (bar code)
HDPE High density polyethylene
PE Polyethylene

GHS Globally Harmonized System of Classification, Labelling and Packaging of Chemicals
LDPE Low density polyethylene
UN United Nations

lightweight
&
practical



TECHNICAL DATA

- Capacity (l): 20
- Material jerrycan: HDPE (high density polyethylene)
- Colour of can: dark grey, RAL 7021
- Material protection cap and adapter: Polypropylene
- Material discharge spout and fixation strap: LDPE (Low density polyethylene)
- Colour jerrycan locking cap: red, RAL 3001
- Colour fixation strap and adapter: steel-grey, RAL 7011
- Colour discharge spout: white, transparent
- Length of discharge tube (mm): 245
- Diameter discharge spout outside (mm): 20

SPECIFICATION

- Spout is stored inside jerrycan
- With flexible spout
- Spout with integrated ventilation
- Cover cap is secured against loss with flexible band
- With EAN bar code

PRODUCT BENEFITS + FEATURES

- No rusty splits in the fuel
- Less water condensate in the jerrycan
- 1,45 kg total weight instead of 4,85 kg of the metal version
- Integral discharge spout to be stored in the jerry can complete with patented jerrycan locking cap
- No contamination of the discharge spout when storing the jerrycan in a vehicle
- Dimensions compatible with military jerrycans
- Lower conductivity of temperature in comparison to metal version
- Suitable for liquid fuels
- Robust and resistant against impact
- UN-approval
- As of 01.06.2015, all fuel cans (UN) must be marked by the end user in accordance with the GHS / CLP Regulation. For identification use our labels, Item no. (80 967).

PACKAGING

- Packing unit: 1

PRODUCTS

Item-No.	Description 1	Description 2
21 127	Army-fuel can-20l	PE-with flexible spout

CANISTERS

Fuel cans, metal



21 060 950

TECHNICAL DATA

- Material: steel sheet

SPECIFICATION

- Internally painted
- Welded design
- Safe lock
- With cotter pin
- TÜV / UN - approved
- With EAN bar code

PRODUCT BENEFITS + FEATURES

- For all types of vehicles
- Suitable for liquid fuels
- As of 01.06.2015, all fuel cans (UN) must be marked by the end user in accordance with the GHS / CLP Regulation. For identification use our labels, Item no. (80 967).

PACKAGING

- Packing unit: 5

PRODUCTS

Figure	Item-No.	Description 1	Description 2	5 l	10 l	20 l
	21 050	Fuel can-5 l	metal-olive-green	×		
	21 055	Fuel can-10 l	metal-olive-green		×	
	21 060 950	Fuel can-20 l	metal-olive-green			×
	21 060 955	Fuel can-20 l	metal-yellow			×
	21 060 957	Fuel can-20 l	metal-red			×
	21 060 959	Fuel can-20 l	metal-blue			×

Abbreviations

EAN	European Article Number Code (bar code)
GHS	Globally Harmonized System of Classification, Labelling and Packaging of Chemicals
TÜV	Technical Inspection Agency in Germany
UN	United Nations
VE	Packing unit

Accessories and spare parts for Fuel cans, metal







21 080 001

PACKAGING

- Packing unit: 1

PRODUCTS

Figure	Item-No.	Description 1	Description 2	EAN
	99 826 010	Rubber gasket for	metal jerrycans	
	99 826 020	Rubber gasket for	discharge spouts (21 070 001)+(21 080 001)	
	21 080 001	Discharge spout for metal jerry cans	flexible	×
	21 070 001	Discharge spout for metal jerry cans	rigid	×

CANISTERS

Double tank fuel cans, polyethylene



TECHNICAL DATA

- Volume of chamber 1 (l): 5
- Volume of chamber 2 (l): 3
- Material: polyethylene
- Colour: red
- Length of discharge tube (mm): 90

SPECIFICATION

- With rigid spout
- With UN approval according to ADR/GGVSEB relating to the transport of dangerous goods
- With EAN bar code

PRODUCT BENEFITS + FEATURES

- Suitable for liquid fuels
- Robust and resistant against impact
- As of 01.06.2015, all fuel cans (UN) must be marked by the end user in accordance with the GHS / CLP Regulation. For identification use our labels, Item no. (80 967).

PACKAGING

- Packing unit: 4

PRODUCTS

Item-No.	Description 1	Description 2
21 030	Double tank-fuel can-5 l-3 l	PE-with rigid spout


Abbreviations

EAN	European Article Number Code (bar code)
GHS	Globally Harmonized System of Classification, Labelling and Packaging of Chemicals
PE	Polyethylene

Water cans, polyethylene, foodstuff-compatible



21 163 952



TECHNICAL DATA

- Material jerrycan and discharge spout: HDPE (high density polyethylene)
- Material protection cap: Polypropylene
- Material fixation strap: LDPE (Low density polyethylene)
- Colour of can: white, transparent
- Colour of locking cap, fixation strap and discharge tap: steel-grey, RAL 7011
- Colour discharge spout: white, transparent
- Length of discharge tube (mm): 245
- Diameter discharge spout outside (mm): 20

SPECIFICATION

- With detachable tap, easy to clean
- Flexible discharge spout with integral ventilation
- Spout is stored inside jerrycan
- Cover cap is secured against loss with flexible band
- With EAN bar code

PRODUCT BENEFITS + FEATURES

- Foodstuff-compatible
- Robust and resistant against impact

PACKAGING

- Packing unit: 1

PRODUCTS

Item-No.	Description 1	Description 2	5 l	10 l	15 l	20 l	35 l	ALH	FLA
21 163	Water can-10 l	PE-with drain cock		×				×	
21 165	Water can-15 l	PE-with drain cock			×			×	
21 167	Water can-20 l	PE-with drain cock				×		×	
21 169	Water can-35 l	PE-with drain cock					×	×	
21 163 952	Water can-10 l-PE	drain cock + flexible spout		×				×	×
21 165 952	Water can-15 l-PE	drain cock + flexible spout			×			×	×
21 167 952	Water can-20 l-PE	drain cock + flexible spout				×		×	×
21 151	Water can-5 l	PE-with flexible spout	×						×
21 153	Water can-10 l	PE-with flexible spout		×					×
21 157	Water can-20 l	PE-with flexible spout			×				×

Abbreviations


ALH	Discharge tap	EAN	European Article Number Code (bar code)
FLA	Flexible spout	HDPE	High density polyethylene
LDPE	Low density polyethylene	PE	Polyethylene

CANISTERS

Water cans, polyethylene, stackable, lebensmittelecht



21 185



TECHNICAL DATA

- Material jerrycan and discharge spout: HDPE (high density polyethylene)
- Material protection cap and adapter: Polypropylene
- Material discharge spout and fixation strap: LDPE (Low density polyethylene)
- Colour of can: white, transparent
- Colour of locking cap, fixation strap and discharge tap: steel-grey, RAL 7011
- Colour discharge spout: white, transparent
- Length of discharge tube (mm): 245
- Diameter discharge spout outside (mm): 20

SPECIFICATION

- With detachable tap, easy to clean
- Flexible discharge spout with integral ventilation
- Spout is stored inside jerrycan
- Cover cap is secured against loss with flexible band
- With EAN bar code

PRODUCT BENEFITS + FEATURES

- Stackable
- Foodstuff-compatible
- Robust and resistant against impact

PACKAGING

- Packing unit: 1

PRODUCTS

Item-No.	Description 1	Description 2	10 l	15 l	20 l	ALH	FLA
21 173	Water can-10 l-stackable	PE-with drain cock	×			×	
21 175	Water can-15 l-stackable	PE-with drain cock		×		×	
21 177	Water can-20 l-stackable	PE-with drain cock			×	×	
21 183	Water can-10 l-stackable	PE-drain cock + flexible spout	×			×	×
21 185	Water can-15 l-stackable	PE-drain cock + flexible spout		×		×	×
21 187	Water can-20 l-stackable	PE-drain cock + flexible spout			×	×	×
21 193	Water can-10 l-stackable	PE-with flexible spout	×				×
21 195	Water can-15 l-stackable	PE-with flexible spout		×			×
21 197	Water can-20 l-stackable	PE-with flexible spout			×		×


Abbreviations

ALH	Discharge tap	EAN	European Article Number Code (bar code)
FLA	Flexible spout	HDPE	High density polyethylene
LDPE	Low density polyethylene	PE	Polyethylene

Cans, polyethylene, universal



21 143



TECHNICAL DATA

- Material jerrycan: HDPE (high density polyethylene)
- Colour of can: blue, Pantone 294 C
- Material protection cap and adapter: Polypropylene
- Material discharge spout and fixation strap: LDPE (Low density polyethylene)
- Colour of locking cap, fixation strap and adapter: steel-grey, RAL 7011
- Colour discharge spout: white, transparent
- Diameter discharge spout outside (mm): 20

SPECIFICATION

- Flexible discharge spout with integral ventilation
- Spout is stored inside jerrycan
- Cover cap is secured against loss with flexible band
- With EAN bar code




PRODUCT BENEFITS + FEATURES

- Foodstuff-compatible
- Robust and resistant against impact
- Not usable for petrol

PACKAGING

- Packing unit: 1

PRODUCTS


Figure	Item-No.	Description 1	Description 2	5 l	10 l	20 l
	21 141	Universal can-5 l-ECO blue	PE-with flexible spout	×		
	21 143	Universal can-10 l-ECO blue	PE-with flexible spout		×	
	21 147	Universal can-20 l-ECO blue	PE-with flexible spout			×

Abbreviations

EAN	European Article Number Code (bar code)
HDPE	High density polyethylene
LDPE	Low density polyethylene
PE	Polyethylene

CANISTERS

Urea cans, polyethylene



TECHNICAL DATA

- Capacity (l): 20
- Material jerrycan: HDPE (high density polyethylene)
- Colour of can: transparent
- Material protection cap and adapter: Polypropylene
- Material discharge spout and fixation strap: LDPE (Low density polyethylene)
- Colour jerrycan locking cap: blue
- Colour fixation strap and adapter: blue
- Colour discharge spout: white, transparent
- Length of discharge tube (mm): 245
- Diameter discharge spout outside (mm): 20

SPECIFICATION

- Spout is stored inside jerrycan
- With flexible spout
- Spout with integrated ventilation
- Cover cap is secured against loss with flexible band
- With EAN bar code

PRODUCT BENEFITS + FEATURES

- Suitable for the use with urea
- Less water condensate in the jerrycan
- Integral discharge spout to be stored in the jerry can complete with patented jerrycan locking cap
- No contamination of the discharge spout when storing the jerrycan in a vehicle
- Dimensions compatible with military jerrycans
- Robust and resistant against impact
- Not usable for petrol

PACKAGING

- Packing unit: 1

PRODUCTS


Item-No.	Description 1	Description 2
21 127 870	Army can for urea+water	20 l-PE-with flexible spout

Abbreviations

EAN	European Article Number Code (bar code)
HDPE	High density polyethylene
LDPE	Low density polyethylene
PE	Polyethylene



21 143 870



TECHNICAL DATA

- Material jerrycan: HDPE (high density polyethylene)
- Colour of can: blue, Pantone 294 C
- Material protection cap and adapter: Polypropylene
- Material discharge spout and fixation strap: LDPE (Low density polyethylene)
- Colour of locking cap, fixation strap and adapter: steel-grey, RAL 7011
- Colour discharge spout: white, transparent
- Diameter discharge spout outside (mm): 20

SPECIFICATION

- Flexible discharge spout with integral ventilation
- Spout is stored inside jerrycan
- Cover cap is secured against loss with flexible band
- With EAN bar code




PRODUCT BENEFITS + FEATURES

- Suitable for the use with urea
- Foodstuff-compatible
- Robust and resistant against impact
- Not usable for petrol

PACKAGING

- Packing unit: 1

PRODUCTS

Figure	Item-No.	Description 1	Description 2	5 l	10 l	20 l
	21 141 870	Universal can 5 l for urea	PE-with flexible spout	×		
	21 143 870	Universal can 10 l for urea	PE-with flexible spout		×	
	21 147 870	Universal can 20 l for urea	PE-with flexible spout			×

Abbreviations

EAN	European Article Number Code (bar code)
HDPE	High density polyethylene
LDPE	Low density polyethylene
PE	Polyethylene

CANISTERS

Accessories and spare parts for cans, polyethylene









21 082

PACKAGING

- Packing unit: 1

PRODUCTS

Figure	Item-No.	Description 1	Description 2	for fuel cans	for water cans	for universal cans
	21 088	Drain cock	for water cans		×	
	21 089	Flexible discharge spout	sealing cap-grey		×	×
	21 086	Flexible discharge spout	sealing cap-grey	×		
	88 117	Seal-NBR	for PE cans	×	×	×
	21 082	Cap with seal and securing strap	for PE cans	×	×	×
	80 967	GHS compliant labels for plastic canisters	Germany	×		

Abbreviations

GHS	Globally Harmonized System of Classification, Labelling and Packaging of Chemicals
NBR	Nitrile butadiene caoutchouc (Perbunan® Buna-N®)
PE	Polyethylene

Coolant cans



TECHNICAL DATA

- Capacity (l): 11
- Material: polyethylene
- Colour of container: black
- Ø Filler opening (mm): 75

SPECIFICATION

- With sealing cap and strainer
- With EAN bar code

PRODUCT BENEFITS + FEATURES

- Suitable for water

PACKAGING

- Packing unit: 1

PRODUCTS

Item-No.	Description
21 090	Coolant can-11 l-PE

Abbreviations

EAN	European Article Number Code (bar code)
PE	Polyethylene

DO IT YOURSELF



92 Aerosol spray cans
with eco-friendly propellant gas



93 Lubricants for DIY purposes



97 Lubricants in display carton of 25 pieces



98 Lubricant sets



99 Lubrication equipment
in self-service package



111 Gaskets assortments



112 Multi-purpose drain pans




113 Waste bins



114 Special adhesives

DO IT YOURSELF

Aerosol spray cans with eco-friendly propellant gas



09 108

SPECIFICATION

- With EAN bar code

PACKAGING

- Packing unit: 12

PRODUCTS

Item-No.	Description 1	Description 2	200 ml	400 ml	500 ml	SPR	D	GB	F	I	E	P	NL	GR	PL
09 096	Multipurpose oil	aerosol spray can-200 ml-D-F-NL	x				x		x					x	
09 096 924	Multipurpose oil	aerosol spray can-200 ml-GB-I-PL	x					x		x					x
09 096 936	Multipurpose oil	aerosol spray can-200 ml-E-P-GR	x								x	x		x	
09 102	Rust remover	aerosol spray can-400 ml		x			x	x	x	x					
09 104	Motor cleanser	aerosol spray can-400 ml		x			x	x	x	x					
09 106	Electro-contact spray	aerosol spray can-200 ml	x				x	x	x	x					
09 108	Drive belt-spray	aerosol spray can-spraypipe-400 ml		x		x	x	x	x	x					
09 110	PTFE Dry-Film Lubricant-spray	aerosol spray can-spraypipe-400 ml		x		x	x	x	x	x					
09 112	Universal oil-spray	aerosol spray can-200 ml	x				x	x	x	x					
09 114	Adhesive grease-spray	aerosol spray can-spraypipe-400 ml		x		x	x	x	x	x					
09 116	Lubricating grease (white)	aerosol spray can-spraypipe-400 ml		x		x	x	x	x	x					
09 118	Silicone-grease-spray	aerosol spray can-200 ml	x				x	x	x	x					
09 120	Zinc-spray (pale)	aerosol spray can-400 ml		x			x	x	x	x					
09 122	Zink-Spray (grey)	aerosol spray can-400 ml		x			x	x	x	x					
09 124	Silicone-spray	aerosol spray can-spraypipe-400 ml		x		x	x	x	x	x					
09 126	Brake cleanser	aerosol spray can-500 ml			x		x	x	x	x					
09 128	1-Component Primer (light grey)	aerosol spray can-400 ml		x			x	x	x	x					

Abbreviations

EAN	European Article Number Code (bar code)
PTFE	Polytetrafluorethylene (Teflon®)
SPR	Spraypipe

Lubricants for DIY purposes



09 540

TECHNICAL DATA

- Capacity (ml): 100
- Material of bottle: HDPE (high density polyethylene)
- Colour of bottle: white
- Material of connecting thread and hanger: LDPE (Low density polyethylene)
- Colour thread connection and hanger: white, transparent

SPECIFICATION

- With hanging tag
- Sealed with a leak proof sealing cap
- Providing an exact metering
- Packing unit in sales promotion display carton box
- With EAN bar code

PACKAGING

- Packing unit: 10

PRODUCTS

Item-No.	Description 1	Description 2	(D)	(GB)	(F)	(I)	(E)	(NL)	Label	Embossing	without hanger
09 540	Multipurpose oil	100 ml-D	x						x		
10 550	Bicycle oil 1-lubrication	100 ml-D	x						x		
10 551	Bicycle oil 2-chain protector	100 ml-D	x						x		
10 562	Oil for compressed air tools	100 ml-D	x						x		
10 571	Cutting and drilling oil	100 ml-D	x						x		
10 573	Gun oil	100 ml-D	x						x		
10 574	Special chain oil	100 ml-D	x						x		
10 593	Adhesive oil	100 ml-D	x						x		
10 595	Special oil for sewing machines	100 ml-D	x						x		
10 596	Mineral oil for precision equipment	100 ml-D	x						x		
10 597	Do it yourself oil	100 ml-D	x						x		
10 597 033	Do it yourself oil	100 ml-D-F-I	x		x	x			x		
09 540 033	Multipurpose oil	100 ml-I				x			x		
10 571 932	Schneid- and Bohröl	100 ml-GB		x					x		
10 597 932	Do it yourself oil	100 ml-GB		x					x		
09 540 336	Multipurpose oil	100 ml-F			x				x		
10 573 336	Gun oil	100 ml-F			x				x		
10 596 336	Mineral oil for precision equipment	100 ml-F			x				x		
10 597 336	Do it yourself oil	100 ml-F			x				x		
10 595 940	Special oil for sewing machines	100 ml-E					x		x		
10 597 940	Do it yourself oil	100 ml-E					x		x		
10 097	Oil	100 ml-D-GB-F-I-NL	x	x	x	x		x	x	x	x

Abbreviations

EAN	European Article Number Code (bar code)
HDPE	High density polyethylene
LDPE	Low density polyethylene



10 588

TECHNICAL DATA

- Capacity (g): 50
- Material of bottle: HDPE (high density polyethylene)
- Colour of bottle: white (Talcum) / black (Graphite)
- Material of connecting thread and hanger: LDPE (Low density polyethylene)
- Colour thread connection and hanger: white, transparent

SPECIFICATION

- With hanging tag
- Sealed with a leak proof sealing cap
- Providing an exact metering
- Packing unit in sales promotion display carton box
- With EAN bar code

PACKAGING

- Packing unit: 10

PRODUCTS

Item-No.	Description 1	Description 2	(D)	(GB)	(F)	(I)	(E)	Etikett	Prägung
10 588	Talcum	50 g-D	x					x	
10 589	Graphite	50 g-D	x					x	
10 588 033	Talcum	50 g-D-F-I	x		x	x		x	
10 589 033	Graphite	50 g-D-F-I	x		x	x		x	
10 588 932	Talcum	50 g-GB		x				x	
10 589 932	Graphite	50 g-GB		x				x	
10 589 336	Graphite	50 g-F			x			x	
10 589 940	Graphite	50 g-E					x	x	
10 098	Talcum	50 g-D	x					x	x
10 099	Graphite	50 g-D	x					x	x

Abbreviations

EAN	European Article Number Code (bar code)
HDPE	High density polyethylene
LDPE	Low density polyethylene

Lubricants for DIY purposes



TECHNICAL DATA

- Capacity (ml): 50
- Material of bottle: HDPE (high density polyethylene)
- Colour of bottle: white, transparent
- Material screw-connection: LDPE (Low density polyethylene)
- Colour thread connection: orange

SPECIFICATION

- Sealed with a leak proof sealing cap
- Providing an exact metering
- Label text: German, English, French, Italian, Spanish, Portuguese, Dutch, Swedish, Polish, Russian, Czech
- With EAN bar code

PRODUCT BENEFITS + FEATURES

- Free of resins and acids
- For maintenance of air operated tools (pumps, impact screw drivers, etc.) and pneumatic control systems (cylinders, valves, etc.)

PACKAGING

- Packing unit: 25

PRODUCTS

Item-No.	Description 1	Description 2
10 062	Oil for pneumatic tools	D-GB-F-I-E-P-NL-S-PL-RUS-CZ

Abbreviations

EAN	European Article Number Code (bar code)
HDPE	High density polyethylene
LDPE	Low density polyethylene

DO IT YOURSELF

Lubricant sets



TECHNICAL DATA

- Material of bottle (do it yourself oil): HDPE (high density polyethylene)
- Material of bottle (Graphite, Talcum): LDPE (Low density polyethylene)
- Material screw-connection: LDPE (Low density polyethylene)
- Colour of bottle (do it yourself oil, Talcum): white
- Colour of bottle (Graphite): black
- Colour thread connection: white, transparent

SPECIFICATION

- Do it yourself oil, 100 ml - Graphite, 50 g - Talcum, 50 g
- Sealed with a leak proof sealing cap
- Providing an exact metering
- Polybag, with headcard, for hanging display
- With EAN bar code

PRODUCT BENEFITS + FEATURES

Do it yourself oil:

- High quality universal oil, free of resins and acids
- for all application at home, garden or D.I.Y.
- Cleans, lubricates and protects

Graphite:

- Finely ground natural graphite, grease free and odourless
- Lubricates car and cylinder locks, hinges, latches etc.
- Provides long time protection against squeaking and creaking
- Prevents freezing of car doors
- To be utilized with dry locks only

Talcum:

- The perfect protection for rubber
- Protects rubber against frost damage and prevents door locks from freezing
- Lubricates drawers and sliding windows
- Odourless and non-greasy

PACKAGING

- Packing unit: 10

PRODUCTS

Item-No.	Description 1	Description 2
10 830	Lubricant set-D	DIY oil-graphite-talcum

Abbreviations

EAN	European Article Number Code (bar code)
HDPE	High density polyethylene
LDPE	Low density polyethylene

Push type grease guns, in sales package



TECHNICAL DATA

- Capacity (ml): 65
- Medium: grease
- Housing material: plastic
- Coupler: pointed and hollow/universal coupler
- Connection: for hydraulic and ball type grease nipples, DIN 71412, DIN 3402, for funnel type grease nipples, DIN 3405
- Pressure (bar): 20
- Volume of grease paste sachet (g): 50

SPECIFICATION

- Push type gun, with grease paste sachet, 50 g
- Packed in polybag, with hanger
- With EAN bar code

PACKAGING

- Packing unit: 10

PRODUCTS

Item-No.	Description 1	Description 2
12 112	Push type gun-65 ml-plastic	set for H-, K- and D-nipples

Abbreviations

D	Funnel type grease nipple
DIN	German Institute for Standardisation (DIN standards)
EAN	European Article Number Code (bar code)
H	Hydraulic grease nipple
K	Ball type grease nipple

Suction- and push type guns in self-service package



12 912

TECHNICAL DATA

- Capacity (ml): 500
- Length flexible hose (mm): 350

SPECIFICATION

- Transparent flex hose (12 951)
- SB-package (SBV)
- Polybag, with headcard, for hanging display
- With EAN bar code



PRODUCT BENEFITS + FEATURES

- For oils up to SAE 90, petroleum, fuel oil and diesel

PACKAGING

- Packing unit: 5

PRODUCTS

Figure	Item-No.	Description 1	Description 2
	12 912	Suction- and push type gun-500 ml	steel-with plastic cover-SBV
	12 917	Suction- and push type gun-500 ml	steel-galvanized-zinc cap-SBV

Abbreviations

- SAE Classification of viscosity grades for automotive lubricants by the Society of Automotive Engineers
 SBV Packaging for self-service

Standard grease guns in self-service package



12 716 125

TECHNICAL DATA

- Capacity (cm³): 500
- Refilling options: 400 g grease cartridge, DIN 1284, or bulk grease
- Diameter of grease piston (mm): 8
- Grease pump piston actuation: manually lever operated
- Delivery rate/stroke (cm³): 1,2 at a grease density of 0.92 kg/dm³
- Discharge pressure up to (bar): 400
- Burst pressure system (bar): 850
- Burst pressure grease gun head (bar): 1200
- Operation of plunger rod: with L-design handle
- Sealing cover: loose
- Wall thickness of grease gun tube (mm): 1,0
- Lacquering: silver

PRODUCT BENEFITS + FEATURES

- Operates with greases up to NLGI grade 2 at 20°C
- Plunger with exactly fitting when using bulk grease or cartridge
- Acc. to DIN 1283
- TÜV - certified
- Pump piston with high accuracy of fit to the cylinder (no dummy apparent lubrication)
- Performance unchanged after 40.000 actuating cycles
- Grease gun head, zinc die casting Z 410
- Sure grip handling due to deep band knurls
- Safe handle on the plunger rod
- Slip resistant handle on grease gun lever
- Plunger rod clamp on end cap enables manual pressure to be applied to spring to compress bulk grease, or to force in the plunger in damaged cartridges
- Low effort required for lubrication due to optimum lever efficiency
- High-speed ventilation, by half a rotation of the grease gun tube

PACKAGING

- Packing unit: 1

PRODUCTS

Item-No.	Description 1	Description 2	M 10 x 1	G 1/8"	FN	ETV	PZ	GBDR	MU	2 x MU
12 710	Standard grease gun-HHFP	M 10 x 1-PZ-MU-SBV	×				×		×	
12 711	Standard grease gun-HHFP	M 10 x 1-PZ-GBDR-2 x MU-SBV	×				×	×		×
12 712	Standard grease gun-HHFP	M 10 x 1-FN-ETV-PZ-GBDR-2 x MU-SBV	×		×	×	×	×		×
12 716 125	Standard grease gun-HHFP	G 1/8" -GBDR-MU-SBV		×				×	×	

Abbreviations

DIN	German Institute for Standardisation (DIN standards)	ETV	Venting valve
FN	Filling nipple	G	Whitworth Pipe Thread, cylindrical, ISO 228 (DIN 259)
GBDR	Angled spout coupler	HHFP	Manual lever grease gun
M	Metric thread, cylindrical, DIN 13	MU	Coupler
NLGI	Stands for viscosity class 000 to 6, as defined by the National Lubricating Grease Institute, USA	PZ	High pressure hose
		TÜV	Technical Inspection Agency in Germany

Industrial grease guns in self-service package



TECHNICAL DATA

- Filling nipple and ventilating valve: M 10 x 1
- Capacity (cm³): 500
- Refilling options: 400 g grease cartridge, DIN 1284, grease filling system or loose grease using a spatula
- Diameter of grease piston (mm): 9
- Grease pump piston actuation: manually lever operated
- Delivery rate/stroke (cm³): proportional to the manual lever operating distance, max. 1,4
- Discharge pressure up to (bar): 400
- Burst pressure system (bar): 850
- Burst pressure grease gun head (bar): 1200
- Operation of plunger rod: with L-design handle
- Sealing cover: loose
- Wall thickness of grease gun tube (mm): 1,0
- Lacquering: black

SPECIFICATION

- Filling nipple (FN), M 10 x 1 male (12 670)
- High pressure hose, M 10 x 1 male, 11 x 300 mm, with 4-claws-coupler, M 10 x 1 female (12 655 810)
- With EAN bar code
- Polybag, with headcard, for hanging display

PRODUCT BENEFITS + FEATURES

- Operates with greases up to NLGI grade 2 at 20°C
- Plunger with exactly fitting when using bulk grease or cartridge
- Due to the flexibility of the push rod, the plunger can be inserted into damaged cartridges or cartridges not exactly matching the standard dimensions
- Acc. to DIN 1283
- TÜV - certified
- Pump piston, cylinder and O-ring with 6 µ fit (no dummy lubrication)
- No dummy (apparent) lubrication. Sealing system: O-ring and ball valve prevent grease compressed in the grease gun head from feeding back
- Performance unchanged after 40.000 actuating cycles
- Separate filling and ventilation valves on grease gun head
- Grease gun head, zinc die casting Z 410
- Sure grip handling due to deep band knurls
- Safe handle on the plunger rod
- Slip resistant handle on grease gun lever
- Enables even under extreme backpressure, a variable lubrication pressure with steady effort applied
- Allows lubrication in difficult to reach locations because the smallest lever operation results in grease being pumped reliably to the lubrication point
- Plunger rod clamp on end cap enables manual pressure to be applied to spring to compress bulk grease, or to force in the plunger in damaged cartridges
- Push rod can be locked in any position - push rod does not have to be fully retracted to release the spring pressure on the grease (grease does not saponify)
- High-speed ventilation, by half a rotation of the grease gun tube

PACKAGING

- Packing unit: 5

PRODUCTS

Item-No.	Description 1	Description 2
12 704	Industrial grease gun 1-HHFP	M 10 x 1-PZ-MU-SB-packaging

Abbreviations

a	Outer / Male	DIN	German Institute for Standardisation (DIN standards)
HHFP	Manual lever grease gun	M	Metric thread, cylindrical, DIN 13
MU	Coupler	NLGI	Stands for viscosity class 000 to 6, as defined by the National Lubricating Grease Institute, USA
PZ	High pressure hose		
SB	Self-service		

High pressure, reinforced hose acc. to DIN 1283 in self-service package



12 855

TECHNICAL DATA

- Burst pressure (bar): 900
- Design: acc. to DIN 1283
- Casing: polyamide 12, soft (Ø a: 8 mm)
polyurethane, microbe-stabilized (Ø a: 11 mm)
- Inner hose: polyamide 6, soft
- Reinforcement: polyester, high-strength

SPECIFICATION

- SB sales packing, with EAN bar code

PACKAGING

- Packing unit: 10

PRODUCTS

Item-No.	Description 1	Description 2	M 10 x 1	G 1/8"	Ø a: 8 mm	Ø a: 11 mm	Length (mm)	MU	with sealing ring
12 857	High pressure hose-M 10 x 1 male	8 x 300 mm-SBV	×		×		300		
12 757	High pressure hose-G 1/8" male	8 x 300 mm-SBV		×	×		300		
12 859	High pressure hose-M 10 x 1 male	8 x 500 mm-SBV	×		×		500		
12 759	High pressure hose-G 1/8" male	8 x 500 mm-SBV		×	×		500		
12 855	High pressure hose-M 10 x 1 male	11 x 300 mm-SBV	×			×	300		
12 855 828	High pressure hose-M 10 x 1 male	11 x 300 mm-Seal-SBV	×			×	300		×
12 875	High pressure hose-G 1/8" male	11 x 300 mm-SBV		×		×	300		
12 875 828	High pressure hose-G 1/8" male	11 x 300 mm-Seal-SBV		×		×	300		×
12 861	High pressure hose-M 10 x 1 male	11 x 500 mm-SBV	×			×	500		
12 861 828	High pressure hose-M 10 x 1 male	11 x 500 mm-Seal-SBV	×			×	500		×
12 761	High pressure hose-G 1/8" male	11 x 500 mm-SBV		×		×	500		
12 761 828	High pressure hose-G 1/8" male	11 x 500 mm-Seal-SBV		×		×	500		×
12 858	High pressure hose-M 10 x 1 male	8 x 300 mm-hydraulic coupler-SBV	×		×		300	×	
12 758	High pressure hose-G 1/8" male	8 x 300 mm-hydraulic coupler-SBV		×	×		300	×	
12 860	High pressure hose-M 10 x 1 male	11 x 300 mm-hydraulic coupler-SBV	×			×	300	×	
12 760	High pressure hose-G 1/8" male	11 x 300 mm-hydraulic coupler-SBV		×		×	300	×	

Abbreviations

a	Outer / Male	DIN	German Institute for Standardisation (DIN standards)
EAN	European Article Number Code (bar code)	G	Whitworth Pipe Thread, cylindrical, ISO 228 (DIN 259)
M	Metric thread, cylindrical, DIN 13	MU	Coupler
SBV	Packaging for self-service		

Grease gun accessory set in self-service package



12 110

TECHNICAL DATA

- Package: SB sales packing, with headcard and EAN bar code

SPECIFICATION

- High pressure hose, DIN 1283
- Angled spout
- Hydraulic coupler, 4 jaws, turned
- Hollow/universal coupler, for H- and K-nipples
- Funnel type coupler, for funnel type grease nipples
- SB sales packing, with headcard and EAN bar code
- Headcard text: German

PACKAGING

- Packing unit: 10

PRODUCTS

Item-No.	Description 1	Description 2	M 10 x 1	G 1/8"
12 110	Grease gun-accessory-set	M 10 x 1 i	×	
12 111	Grease gun-accessory-set	G 1/8" i		×

Abbreviations

a	Outer / Male	D	Funnel type grease nipple
DIN	German Institute for Standardisation (DIN standards)	G	Whitworth Pipe Thread, cylindrical, ISO 228 (DIN 259)
H	Hydraulic grease nipple	i	Inside / Female
K	Ball type grease nipple	M	Metric thread, cylindrical, DIN 13
SBV	Packaging for self-service	SW	Wrench size

Grease nipples H1, H1 A, straight, 180°, 25 pcs. in polybag



16 007

SPECIFICATION

- Polybag, blank, with EAN bar code

PACKAGING

- Packing unit: 25

PRODUCTS

Item-No.	Description 1	Description 2
16 007	Hydr grease nipples H1-straight	M 6 x 1-VZ-SK-SW 7-25 pcs.
16 009	Hydr grease nipples H1-straight	M 8 x 1-VZ-SK-SW 9-25 pcs.
16 010	Hydr grease nipples H1-straight	M 8 x 1,25-VZ-SK-SW 9-25 pcs.
16 013	Hydr grease nipples H1-straight	M 10 x 1-VZ-SK-SW 11-25 pcs.
16 015	Hydr grease nipples H1-straight	M 10 x 1,5-VZ-SK-SW 11-25 pcs.
16 037	Hydr grease nipples H1-straight	G 1/8" -VZ-SK-SW 11-25 pcs.
16 038	Hydr grease nipples H1-straight	G 1/4" -VZ-SK-SW 14-25 pcs.
16 062	Hydr grease nipples H1-straight	1/4" -UNF-VZ-SK-SW 7-25 pcs.
16 003	Hydr grease nipples H1 A-straight	Ø 6 mm-VZ-ESN-25 pcs.
16 004	Hydr grease nipples H1 A-straight	Ø 8 mm-VZ-ESN-25 pcs.

Grease nipples H2, H2 A, 45°, 25 pcs. in polybag



16 103

SPECIFICATION

- Polybag, blank, with EAN bar code

PACKAGING

- Packing unit: 25

PRODUCTS

Item-No.	Description 1	Description 2
16 107	Hydr grease nipples H2-45°	M 6 x 1-VZ-VK-SW 9-25 pcs.
16 109	Hydr grease nipples H2-45°	M 8 x 1-VZ-VK-SW 9-25 pcs.
16 110	Hydr grease nipples H2-45°	M 8 x 1,25-VZ-VK-SW 9-25 pcs.
16 113	Hydr grease nipples H2-45°	M 10 x 1-VZ-VK-SW 11-25 pcs.
16 115	Hydr grease nipples H2-45°	M 10 x 1,5-VZ-VK-SW 11-25 pcs.
16 137	Hydr grease nipples H2-45°	G 1/8" -VZ-VK-SW 11-25 pcs.
16 138	Hydr grease nipples H2-45°	G 1/4" -VZ-SK-SW 14-25 pcs.
16 103	Hydr grease nipples H2 A-45°	Ø 6 mm-VZ-ESN-25 pcs.
16 104	Hydr grease nipples H2 A-45°	Ø 8 mm-VZ-ESN-25 pcs.

Grease nipples H3, H3 A, 90°, 25 pcs. in polybag



16 203

SPECIFICATION

- Polybag, blank, with EAN bar code

PACKAGING

- Packing unit: 25

PRODUCTS

Item-No.	Description 1	Description 2
16 207	Hydr grease nipples H3-90°	M 6 x 1-VZ-VK-SW 9-25 pcs.
16 209	Hydr grease nipples H3-90°	M 8 x 1-VZ-VK-SW 9-25 pcs.
16 211	Hydr grease nipples H3-90°	M 8 x 1,25-VZ-VK-SW 9-25 pcs.
16 213	Hydr grease nipples H3-90°	M 10 x 1-VZ-VK-SW 11-25 pcs.
16 215	Hydr grease nipples H3-90°	M 10 x 1,5-VZ-VK-SW 11-25 pcs.
16 237	Hydr grease nipples H3-90°	G 1/8" -VZ-VK-SW 11-25 pcs.
16 238	Hydr grease nipples H3-90°	G 1/4" -VZ-SK-SW 14-25 pcs.
16 203	Hydr grease nipples H3 A-90°	Ø 6 mm-VZ-ESN-25 pcs.
16 204	Hydr grease nipples H3 A-90°	Ø 8 mm-VZ-ESN-25 pcs.

Button head grease nipples M1, head diameter 16 mm, 25 pcs. in polybag



16 809

SPECIFICATION

- Polybag, blank, with EAN bar code

PACKAGING

- Packing unit: 25

PRODUCTS

Item-No.	Description 1	Description 2
16 809	Button head grease nipples M1-KØ 16	M 8 x 1-VZ-SK-SW 17-RK-25 pcs.
16 813	Button head grease nipples M1-KØ 16	M 10 x 1-VZ-SK-SW 17-RK-25 pcs.
16 837	Button head grease nipples M1-KØ 16	G 1/8" -VZ-SK-SW 17-RK-25 pcs.

Hydraulic grease nipples H1, straight, 180°, 10 pcs. in polybag with headcard



16 400

SPECIFICATION

- SB sales packing, with headcard and EAN bar code

PACKAGING

- Packing unit: 10

PRODUCTS

Item-No.	Description 1	Description 2
16 400	Hydr grease nipples H1-straight	M 6 x 1-VZ-SK-SW 7-10 pcs.
16 402	Hydr grease nipples H1-straight	M 8 x 1-VZ-SK-SW 9-10 pcs.
16 403	Hydr grease nipples H1-straight	M 8 x 1,25-VZ-SK-SW 9-10 pcs.
16 404	Hydr grease nipples H1-straight	M 10 x 1-VZ-SK-SW 11-10 pcs.
16 405	Hydr grease nipples H1-straight	M 10 x 1,5-VZ-SK-SW 11-10 pcs.
16 409	Hydr grease nipples H1-straight	G 1/8"-VZ-SK-SW 11-10 pcs.

Hydraulic grease nipples H2, 45°, 5 pcs. in polybag with headcard



16 430

SPECIFICATION

- SB sales packing, with headcard and EAN bar code

PACKAGING

- Packing unit: 10

PRODUCTS

Item-No.	Description 1	Description 2
16 430	Hydr grease nipples H2-45°	M 6 x 1-VZ-SK-SW 9-5 pcs.
16 432	Hydr grease nipples H2-45°	M 8 x 1-VZ-SK-SW 9-5 pcs.
16 433	Hydr grease nipples H2-45°	M 8 x 1,25-VZ-SK-SW 9-5 pcs.
16 434	Hydr grease nipples H2-45°	M 10 x 1-VZ-SK-SW 11-5 pcs.
16 435	Hydr grease nipples H2-45°	M 10 x 1,5-VZ-SK-SW 11-5 pcs.
16 439	Hydr grease nipples H2-45°	G 1/8"-VZ-SK-SW 11-5 pcs.

Hydraulic grease nipples H3, 90°, 5 pcs. in polybag with headcard



16 460

SPECIFICATION

- SB sales packing, with headcard and EAN bar code

PACKAGING

- Packing unit: 10

PRODUCTS

Item-No.	Description 1	Description 2
16 460	Hydr grease nipples H3-90°	M 6 x 1-VZ-SK-SW 9-5 pcs.
16 462	Hydr grease nipples H3-90°	M 8 x 1-VZ-SK-SW 9-5 pcs.
16 463	Hydr grease nipples H3-90°	M 8 x 1,25-VZ-SK-SW 9-5 pcs.
16 464	Hydr grease nipples H3-90°	M 10 x 1-VZ-SK-SW 11-5 pcs.
16 465	Hydr grease nipples H3-90°	M 10 x 1,5-VZ-SK-SW 11-5 pcs.
16 469	Hydr grease nipples H3-90°	G 1/8"-VZ-SK-SW 11-5 pcs.

Hydraulic grease nipples H1 straight 180°, H2-45°, H3-90°, 5 pcs. each in polybag with headcard



16 476

SPECIFICATION

- SB sales packing, with headcard and EAN bar code

PACKAGING

- Packing unit: 10

PRODUCTS

Item-No.	Description 1	Description 2
16 476	Hydr grease nipples H1-H2-H3	M 6 x 1-VZ-SK/VK-SW 9-5 pcs.ea
16 478	Hydr grease nipples H1-H2-H3	M 8 x 1-VZ-SK/VK-SW 9-5 pcs.ea
16 480	Hydr grease nipples H1-H2-H3	M 10 x 1-VZ-SK/VK-SW 9-5 pcs.ea
16 482	Hydr grease nipples H1-H2-H3	G 1/8" -VZ-SK/VK-SW 9-5 pcs.ea

DO IT YOURSELF

Grease nipple assortments






16 099

PACKAGING

- Packing unit: 1

PRODUCTS

Figure	Item-No.	Description 1	Description 2
	16 090	Grease nipple assortment	140 pcs.
	16 092	Grease nipple assortment	70 pcs.
	16 099	Grease nipple assortment	387 pcs.

Gaskets assortments



PACKAGING

- Packing unit: 1

PRODUCTS

Item-No.	Description 1	Description 2
73 005	Copper washers set	540 pieces
73 077	O-ring-Set	210 pieces
73 080	Rubber-gasket-set-278 parts	10 sizes-Ø 4-33 mm female
73 089	O-ring-Set	425 pieces

DO IT YOURSELF

Multi-purpose drain pans



24 110



TECHNICAL DATA

- Material: polyethylene
- Colour: black

SPECIAL NOTES

- Break-proof
- The oil filter can drain off
- For oil changing and cleaning of parts
- With EAN bar code

PRODUCTS

Figure	Item-No.	Description	VE	Specification
	24 110	Mehrzweckwanne-6 l-PE	5	<ul style="list-style-type: none">• With inner scale (litres; US gal / UK gal)• With robust carrying handles• Safe emptying, due to all round overflow rim and emptying• With platform for parts cleaning, incl. filter stop (anti-slip lock)• The drainage containers are stackable
	24 115	Oil drain tray-7 l-PE	1	<ul style="list-style-type: none">• With robust carrying handle• Combination of multi purpose drain pan and transportation container• For oil changing and cleaning of parts• Lock-up discharge spout

Abbreviations

EAN European Article Number Code (bar code)

PE Polyethylene

Waste bin



TECHNICAL DATA

- Colour: black
- Material: plastic
- Volume (l): 80
- Cover Ø (mm): 520
- Base Ø (mm): 400
- Diameter with handles (mm): 660
- Height with lid (mm): 700

PACKAGING

- Packing unit: 1

PRODUCTS

Item-No.	Description 1	Description 2
21 095	Waste bin with lid	plastic-black

Special adhesives



10 600 390

SPECIFICATION

- Simple, quick, durable
- Two-component epoxy resin adhesive
- The chemical components of IDÉES-FIX are matched to the materials to be joined, thus optimum results
- Weatherproof
- Resistant to CFC and high temperatures
- For quick completion of small repairs
- For durable sealing, repair and fixing
- No cracking
- No twisting
- Long shelf life
- Blister pack with Euro hanger
- With EAN bar code

PACKAGING

- Packing unit: 1


PRODUCTS

Item-No.	Description 1	Description 2
10 600 390	IDÉES-FIX	50 g-steel
10 600 391	IDÉES-FIX	55 g-copper
10 600 392	IDÉES-FIX	50 g-underwater
10 600 393	IDÉES-FIX	25 g-wood
10 600 394	IDÉES-FIX	55 g-concrete
10 600 395	IDÉES-FIX	50 g-aluminium
10 600 396	IDÉES-FIX	50 g-plastic
10 600 397	IDÉES-FIX	55 g-titanium

Abbreviations

FCKW Fluorinated hydrocarbons

F



GREASE GUNS AND ACCESSORIES



118 easyFILL and easyFILL ONE 400



122 PRELIxx 2014.1

134 PRELIxx PRO 2014.1



152 Standard grease guns



162 Industrial grease guns



164 One hand grease guns 2014.1



172 One hand grease guns



176 Two-hand grease guns



178 Compressed air grease guns



184 PNEUMAx grease guns



191 Grease guns for 500 g cartridges



192 Battery powered grease guns



194 Oil guns



195 Hand lever guns for concrete work



196 Accessories for grease guns



A Tradition of Innovation.

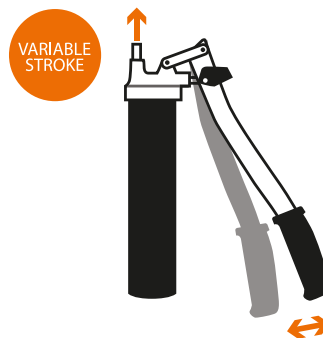
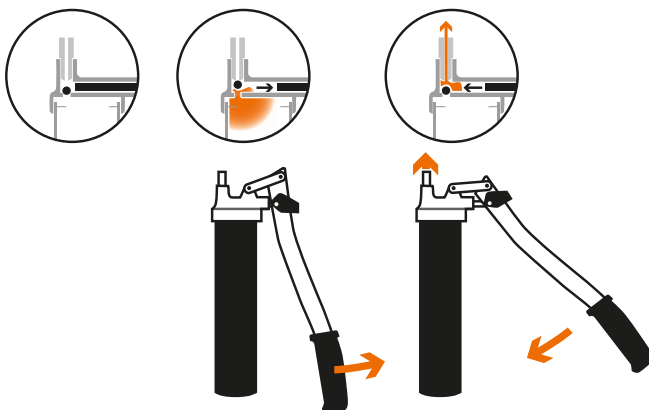


The new easyFILL 400 works without the need of any spring mechanism. Simply insert the cartridge, insert the follower plate and get started. The vacuum in the grease gun head moves the piston smoothly upwards all by itself. Through the Variable Stroke principle the grease gun can be easily operated with minimal lever movement.

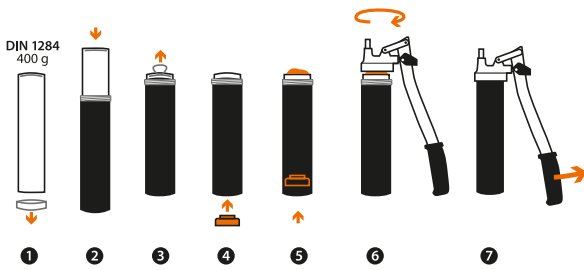
- Pressure: 400 bar
- For any 400 g commercial grease cartridge in accordance with DIN 1284
- Variable stroke - grease supply already at minimal lever movement
- Cartridge can be refilled with the PRESSOL filling adapter
- Ergonomic handle, slip-proof, optimum power transfer and handling

Innovative lubrication technology made by PRESSOL.

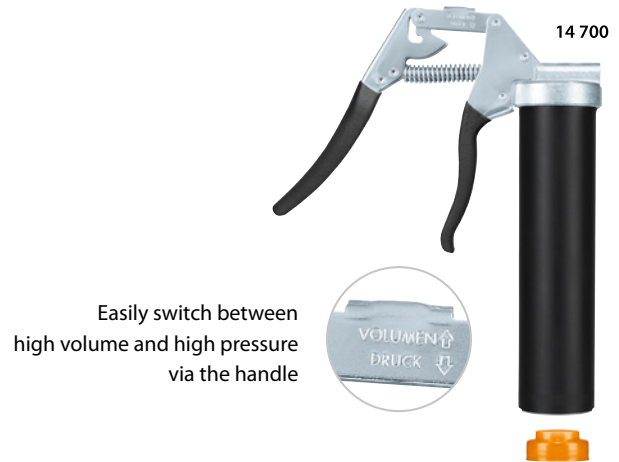
Grease with ease.
The new **easyFILL 400**



Insert, screw in – go!



- ❶ Remove cartridge cap
- ❷ Insert cartridge into the grease gun tube
- ❸ Open pull-off cap
- ❹ Insert follower plate into the cartridge from the bottom
- ❺ Press follower plate lightly until excess fat emerges (pull-off side)
- ❻ Screw in the grease gun tube including the cartridge into the grease gun head
- ❼ Slowly initiate the grease gun



GREASE GUNS AND ACCESSORIES

easyFILL 400



14 600 001

TECHNICAL DATA

- Capacity (cm³): 400
- Refilling options: 400 g grease cartridge, DIN 1284 (12 511), (12 514)
- Diameter of grease piston (mm): 9
- Grease pump piston actuation: manually lever operated
- Delivery rate/stroke (cm³): max. 2,15 at a fat density of 0.92 kg/dm³, tested with grease cartridge 400 g (12 511)
- Discharge pressure up to (bar): 400
- Burst pressure system (bar): 900
- Burst pressure grease gun head (bar): 1200
- Wall thickness of grease gun tube (mm): 1
- Grease gun tube colour: black

SPECIFICATION

- Follower plate, 10 pcs. (14 900)
- With hose holder
- Galvanized parts: hand lever, push rod handle
- Grease gun head, zinc die casting Z 410
- Ball seat valve, galvanized (85 589)
- Ergonomic handle, non-slip, excellent power transfer and handling

PRODUCTS

Item-No.	Description 1	Description 2
14 600	easyFILL 400 M 10 x 1	with 10 x follower plate- without ZBH
14 600 001	easyFILL 400 M 10 x 1	with 10 x follower plate-PZ-MU
14 601	easyFILL 400 G 1/8"	with 10 x follower plate- without ZBH
14 601 001	easyFILL 400 G 1/8"	with 10 x follower plate-PZ-MU

PRODUCT BENEFITS + FEATURES

- Operates with NLGI 2 greases at at least 10°C
- Quantity of delivered grease at a back-pressure of 200 bar nearly unchanged after 40,000 operating cycles
- Pump piston, cylinder and O-ring with 6 μ fit (no dummy lubrication)
- At high back pressure, e.g. gummy lubrication point, lubrication can be achieved with significantly less effort by shorter strokes
- Grease supply variable from 0,1 to 2,15 cm³ per stroke
- Thanks to the optimized hand lever kinematics, lubrication can be done with little effort
- The ease of dismantling permits simple cleaning
- Rolled thread on the grease gun tube resists damage from impact and allows quick and easy screwing-in by 1,5 turns
- High-speed ventilation, by half a rotation of the grease gun tube
- Designed for use in rough conditions
- Similar to DIN 1283

PACKAGING

- Packing unit: 1

Abbreviations

DIN	German Institute for Standardisation (DIN standards)
M	Metric thread, cylindrical, DIN 13
MU	Coupler
NLGI	Stands for viscosity class 000 to 6, as defined by the National Lubricating Grease Institute, USA
PZ	High pressure hose

easyFILL ONE 400



14 700 002

TECHNICAL DATA

- Capacity (cm³): 400
- Refilling options: 400 g grease cartridge, DIN 1284 (12 511), (12 514)
- Grease pump piston actuation: manual, by means of pressure grip

Calibration Volume

- Delivery rate/stroke (cm³): 1,1
- Max. delivery pressure (bar): 200

Calibration Pressure

- Delivery rate/stroke (cm³): 0,7
- Max. delivery pressure (bar): 300
- Grease gun tube colour: black

SPECIFICATION

- follower plate, 10 pcs. (14 900)
- Galvanized parts: grip, lever, pulling strap
- Grease gun head, zinc die casting Z 410
- Ergonomic handle, non-slip, excellent power transfer and handling
- Packed in single carton box

PRODUCTS

Item-No.	Description 1	Description 2
14 700	easyFILL ONE 400 M 10 x 1	with 10 x follower plate- without ZBH
14 700 001	easyFILL ONE 400 M 10 x 1	with 10 x follower plate-PZ-MU
14 700 002	easyFILL ONE 400 M 10 x 1	with 10 x follower plate- GRDR-MU
14 701	easyFILL ONE 400 G 1/8"	with 10 x follower plate- without ZBH
14 701 001	easyFILL ONE 400 G 1/8"	with 10 x follower plate-PZ-MU
14 701 002	easyFILL ONE 400 G 1/8"	with 10 x follower plate- GRDR-MU

PRODUCT BENEFITS + FEATURES

- The construction allows a single hand operated lubrication for an easy work in restricted areas
- Can be switched with the hand grip from grease delivery with high volume to high pressure
- The ease of dismantling permits simple cleaning
- Rolled thread on the grease gun tube resists damage from impact and allows quick and easy screwing-in by 1,5 turns
- High-speed ventilation, by half a rotation of the grease gun tube
- Designed for use in rough conditions
- Similar to DIN 1283

PACKAGING

- Packing unit: 1

ACCESSORIES

Item-No.	Description 1	Description 2
14 900	Follower plate	
12 305	Adapter for filling	400 g cartridges
12 511	Grease cartridge-400 g	Multi Purpose Grease-NLGI 2
12 514	Grease cartridge-400 g-with integrated	follower plate-Multi Purpose Grease-NLGI 2

Abbreviations

GRDR Straight spout coupler

GREASE GUNS AND ACCESSORIES



TECHNOLOGY THAT **LEADS**


DIFFERENT GREASE GUN COLOURS
FOR DIFFERENT GREASE TYPES



G

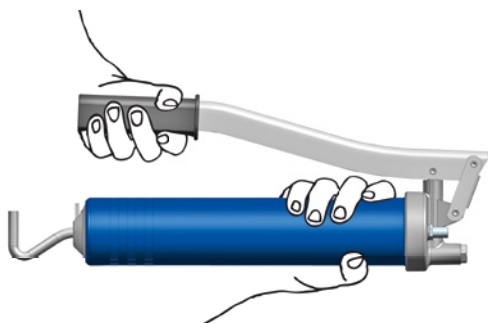
GREASE GUNS AND ACCESSORIES

Product Benefits + Features: PRELixx 2014.1



OPERATES WITH GREASES NLGI GRADE 3

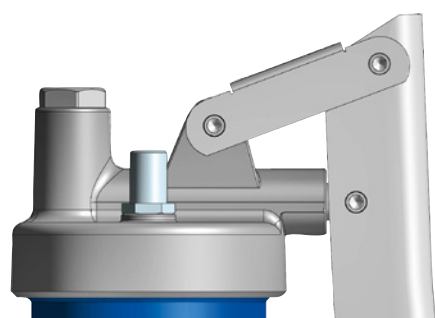
- Operates with greases NLGI grade 3 at 20°C
- Quantity of delivered grease at a back-pressure of 200 bar nearly unchanged after 40,000 operating cycles
- Pump piston, cylinder and O-ring with 6 μ fit (no dummy lubrication)



NO CRUSHING HAZARD




DIFFERENT GREASE GUN COLOURS FOR DIFFERENT GREASE TYPES



GREASE GUN HEAD, ZINC DIE CASTING Z 410

- one-piece
- pressure resistant
- safe



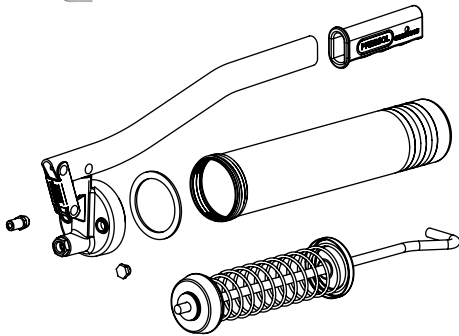
ROLLED THREADS

- Rolled thread on the grease gun tube resists damage from impact and allows quick and easy screwing-in by 1,5 turns



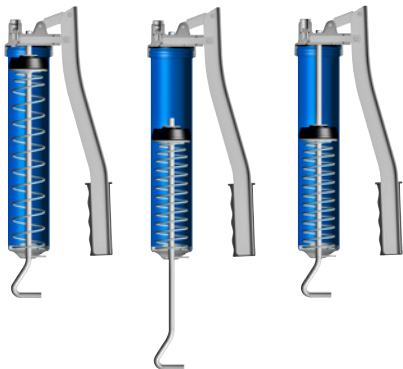
VARIABLE STROKE

- At high back pressure, e.g. gummy lubrication point, lubrication can be achieved with significantly less effort by shorter strokes
- Grease supply variable from 0,1 to 1,6 cm³ per stroke
- Optimal leverage for operating the hand lever, thus the compressive force required is as low as possible




CLEANING – SPARE PARTS

- Easy to clean – Each component group and parts can be supplied as spare parts



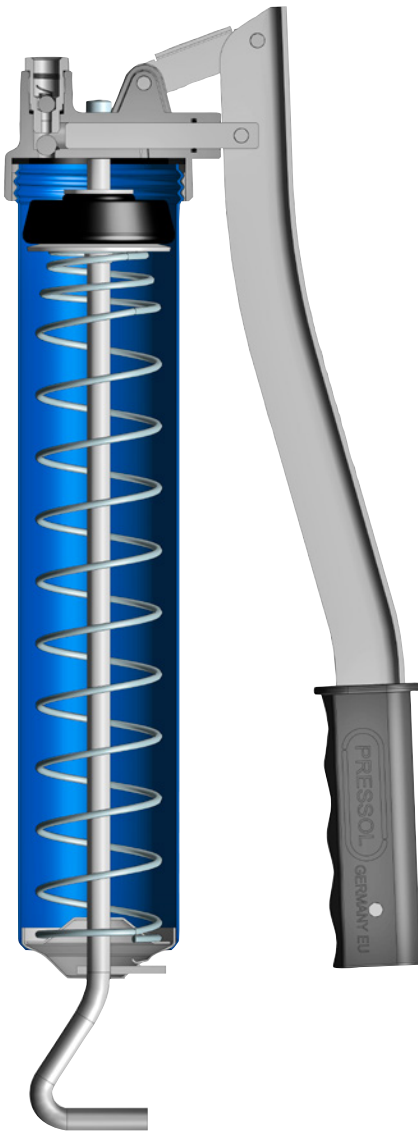
GREASE PRESSURE RELIEF

- Push rod can be locked in any position - push rod does not have to be fully retracted to release the spring pressure on the grease (grease does not saponify)
- Damaged cartridges can easily be removed



FILLING NIPPLE

- Optional filling nipple (FN), M 10 x 1 a (12 670)



TECHNICAL DATA

- Capacity (cm³): 500
- Refilling options: 400 g grease cartridge, DIN 1284, grease filling system or loose grease using a spatula
- Diameter of grease piston (mm): 9
- Grease pump piston actuation: manually lever operated
- Delivery rate/stroke (cm³): 1,2 at a grease density of 0.92 kg/dm³
- Discharge pressure up to (bar): 600
- Burst pressure system (bar): 900
- Burst pressure grease gun head (bar): 1200
- Operation of plunger rod: with L-design handle
- Sealing cover: loose
- Wall thickness of grease gun tube (mm): 1

SPECIFICATION

- Galvanized parts: hand lever, push rod handle, locking catch, head
- Grease gun head, zinc die casting Z 410
- Ball seat valve, galvanized (85 589)
- Dismantleable and movable push rod system
- With hose holder
- Push rod with L-handle

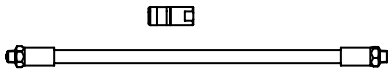
PRODUCT BENEFITS + FEATURES

- Operates with greases NLGI grade 3 at 20°C
- Quantity of delivered grease at a back-pressure of 200 bar nearly unchanged after 40,000 operating cycles
- Pump piston, cylinder and O-ring with 6 µ fit (no dummy lubrication)
- At high back pressure, e.g. gummy lubrication point, lubrication can be achieved with significantly less effort by shorter strokes
- Grease supply variable from 0,1 to 1,6 cm³ per stroke
- Thanks to the optimized hand lever kinematics, lubrication can be done with little effort
- Plunger with exactly fitting when using bulk grease or cartridge
- Due to the flexibility of the push rod, the plunger can be inserted into damaged cartridges or cartridges not exactly matching the standard dimensions
- Damaged cartridges can easily be removed
- Push rod can be locked in any position - push rod does not have to be fully retracted to release the spring pressure on the grease (grease does not saponify)
- The ease of dismantling permits simple cleaning
- Rolled thread on the grease gun tube resists damage from impact and allows quick and easy screwing-in by 1,5 turns
- High-speed ventilation, by half a rotation of the grease gun tube
- Designed for use in rough conditions
- Acc. to DIN 1283

PACKAGING

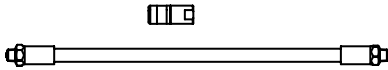
- Packing unit: 1

Accessories sets PRELlxx 2014.1



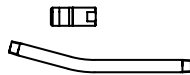
ACCESSORIES SET 1

- High pressure hose, M 10 x 1 male, 11 x 300 mm, with sealing ring (12 655 828)
- Coupler, 4 jaws, M 10 x 1 (12 631)



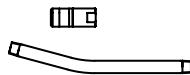
ACCESSORIES SET 2

- High pressure hose, G 1/8" male, 11 x 300 mm, with sealing ring (12 755 828)
- Coupler, 4 jaws, G 1/8" (12 731)



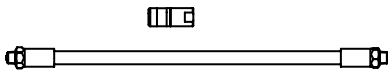
ACCESSORIES SET 3

- Angled spout, M 10 x 1, 150 mm (12 635)
- Coupler, 4 jaws, M 10 x 1 (12 631)



ACCESSORIES SET 4

- Angled spout, G 1/8", 150 mm (12 735)
- Coupler, 4 jaws, G 1/8" (12 731)



ACCESSORIES SET 11

- High pressure hose, M 10 x 1 male, 11 x 300 mm, with sealing ring (12 655 828)
- Coupler, 4 jaws, M 10 x 1, with ball valve (12 642)

Abbreviations

ab	Outer / Male
DIN	German Institute for Standardisation (DIN standards)
G	Whitworth Pipe Thread, cylindrical, ISO 228 (DIN 259)
M	Metric thread, cylindrical, DIN 13
NLGI	Stands for viscosity class 000 to 6, as defined by the National Lubricating Grease Institute, USA

GREASE GUNS AND ACCESSORIES

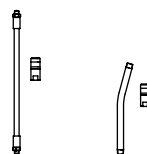
PRELixx 2014.1 - M 10 x 1



14 100 111

PACKAGING

- Packing unit: 1



PRODUCTS

Item-No.	Description 1	Description 2	without ZBH	ZBH Set 1	ZBH Set 3	Colour
14 100 111	PRELixx 2014.1 M 10 x 1	black-without ZBH	×			■
14 100 121	PRELixx 2014.1 M 10 x 1	silver-without ZBH	×			■
14 100 131	PRELixx 2014.1 M 10 x 1	red-without ZBH	×			■
14 100 141	PRELixx 2014.1 M 10 x 1	blue-without ZBH	×			■
14 100 151	PRELixx 2014.1 M 10 x 1	green-without ZBH	×			■
14 100 161	PRELixx 2014.1 M 10 x 1	yellow-without ZBH	×			■
14 101 111	PRELixx 2014.1 M 10 x 1	black-ZBH-Set 1		×		■
14 101 121	PRELixx 2014.1 M 10 x 1	silver-ZBH-Set 1		×		■
14 101 131	PRELixx 2014.1 M 10 x 1	red-ZBH-Set 1		×		■
14 101 141	PRELixx 2014.1 M 10 x 1	blue-ZBH-Set 1		×		■
14 101 151	PRELixx 2014.1 M 10 x 1	green-ZBH-Set 1		×		■
14 101 161	PRELixx 2014.1 M 10 x 1	yellow-ZBH-Set 1		×		■
14 111 111	PRELixx 2014.1 M 10 x 1	black-ZBH-Set 3			×	■
14 111 121	PRELixx 2014.1 M 10 x 1	silver-ZBH-Set 3			×	■
14 111 131	PRELixx 2014.1 M 10 x 1	red-ZBH-Set 3			×	■
14 111 141	PRELixx 2014.1 M 10 x 1	blue-ZBH-Set 3			×	■
14 111 151	PRELixx 2014.1 M 10 x 1	green-ZBH-Set 3			×	■
14 111 161	PRELixx 2014.1 M 10 x 1	yellow-ZBH-Set 3			×	■

Abbreviations

- G Whitworth Pipe Thread, cylindrical, ISO 228 (DIN 259)
M Metric thread, cylindrical, DIN 13
ZBH Accessories

PRELxx 2014.1 - M 10 x 1 with filling nipple



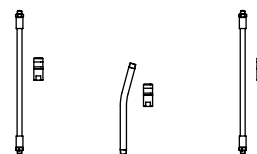
14 100 221

SPECIFICATION

- Filling nipple (FN), M 10 x 1 a (12 670)

PACKAGING

- Packing unit: 1



PRODUCTS


Item-No.	Description 1	Description 2	without ZBH	ZBH Set 1	ZBH Set 3	ZBH Set 11	Colour
14 100 211	PRELxx 2014.1 M 10 x 1	FN-black-without ZBH	×				Black
14 100 221	PRELxx 2014.1 M 10 x 1	FN-silver-without ZBH	×				Silver
14 100 231	PRELxx 2014.1 M 10 x 1	FN-red-without ZBH	×				Red
14 100 241	PRELxx 2014.1 M 10 x 1	FN-blue-without ZBH	×				Blue
14 100 251	PRELxx 2014.1 M 10 x 1	FN-green-without ZBH	×				Green
14 100 261	PRELxx 2014.1 M 10 x 1	FN-yellow-without ZBH	×				Yellow
14 101 211	PRELxx 2014.1 M 10 x 1	FN-black-ZBH-Set 1		×			Black
14 101 221	PRELxx 2014.1 M 10 x 1	FN-silver-ZBH-Set 1		×			Silver
14 101 231	PRELxx 2014.1 M 10 x 1	FN-red-ZBH-Set 1		×			Red
14 101 241	PRELxx 2014.1 M 10 x 1	FN-blue-ZBH-Set 1		×			Blue
14 101 251	PRELxx 2014.1 M 10 x 1	FN-green-ZBH-Set 1		×			Green
14 101 261	PRELxx 2014.1 M 10 x 1	FN-yellow-ZBH-Set 1		×			Yellow
14 111 211	PRELxx 2014.1 M 10 x 1	FN-black-ZBH-Set 3			×		Black
14 111 221	PRELxx 2014.1 M 10 x 1	FN-silver-ZBH-Set 3			×		Silver
14 111 231	PRELxx 2014.1 M 10 x 1	FN-red-ZBH-Set 3			×		Red
14 111 241	PRELxx 2014.1 M 10 x 1	FN-blue-ZBH-Set 3			×		Blue
14 111 251	PRELxx 2014.1 M 10 x 1	FN-green-ZBH-Set 3			×		Green
14 111 261	PRELxx 2014.1 M 10 x 1	FN-yellow-ZBH-Set 3			×		Yellow
14 133 231	PRELxx 2014.1 M 10 x 1	FN-red-ZBH-Set 11				×	Red
14 133 241	PRELxx 2014.1 M 10 x 1	FN-blue-ZBH-Set 11				×	Blue

Abbreviations

a	Outer / Male
FN	Filling nipple
M	Metric thread, cylindrical, DIN 13
ZBH	Accessories

GREASE GUNS AND ACCESSORIES

PRELxx 2014.1 - M 10 x 1 with filling nipple in display carton




14 170 231

SPECIFICATION

- Filling nipple (FN), M 10 x 1 male (12 670)
- Packed in a high quality display carton

PACKAGING

- Packing unit: 1



PRODUCTS

Item-No.	Description 1	Description 2	without ZBH	ZBH Set 1	Colour
14 170 211	PRELxx 2014.1 M 10 x 1	FN-black-without ZBH-display carton	×		■
14 170 221	PRELxx 2014.1 M 10 x 1	FN-silver-without ZBH-display carton	×		■
14 170 231	PRELxx 2014.1 M 10 x 1	FN-red-without ZBH-display carton	×		■
14 170 241	PRELxx 2014.1 M 10 x 1	FN-blue-without ZBH-display carton	×		■
14 170 251	PRELxx 2014.1 M 10 x 1	FN-green-without ZBH-display carton	×		■
14 170 261	PRELxx 2014.1 M 10 x 1	FN-yellow-without ZBH-display carton	×		■
14 171 211	PRELxx 2014.1 M 10 x 1	FN-black-ZBH-Set 1-display carton		×	■
14 171 221	PRELxx 2014.1 M 10 x 1	FN-silver-ZBH-Set 1-display carton		×	■
14 171 231	PRELxx 2014.1 M 10 x 1	FN-red-ZBH-Set 1-display carton		×	■
14 171 241	PRELxx 2014.1 M 10 x 1	FN-blue-ZBH-Set 1-display carton		×	■
14 171 251	PRELxx 2014.1 M 10 x 1	FN-green-ZBH-Set 1-display carton		×	■
14 171 261	PRELxx 2014.1 M 10 x 1	FN-yellow-ZBH-Set 1-display carton		×	■

Abbreviations

a	Outer / Male
FN	Filling nipple
M	Metric thread, cylindrical, DIN 13
ZBH	Accessories

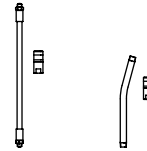
PRELixx 2014.1 - G 1/8"



14 100 142

PACKAGING

- Packing unit: 1



PRODUCTS

Item-No.	Description 1	Description 2	without ZBH	ZBH Set 2	ZBH Set 4	Colour
14 100 112	PRELixx 2014.1 G 1/8"	black-without ZBH	×			■
14 100 122	PRELixx 2014.1 G 1/8"	silver-without ZBH	×			■
14 100 132	PRELixx 2014.1 G 1/8"	red-without ZBH	×			■
14 100 142	PRELixx 2014.1 G 1/8"	blue-without ZBH	×			■
14 100 152	PRELixx 2014.1 G 1/8"	green-without ZBH	×			■
14 100 162	PRELixx 2014.1 G 1/8"	yellow-without ZBH	×			■
14 102 112	PRELixx 2014.1 G 1/8"	black-ZBH-Set 2		×		■
14 102 122	PRELixx 2014.1 G 1/8"	silver-ZBH-Set 2		×		■
14 102 132	PRELixx 2014.1 G 1/8"	red-ZBH-Set 2		×		■
14 102 142	PRELixx 2014.1 G 1/8"	blue-ZBH-Set 2		×		■
14 102 152	PRELixx 2014.1 G 1/8"	green-ZBH-Set 2		×		■
14 102 162	PRELixx 2014.1 G 1/8"	yellow-ZBH-Set 2		×		■
14 112 112	PRELixx 2014.1 G 1/8"	black-ZBH-Set 4			×	■
14 112 122	PRELixx 2014.1 G 1/8"	silver-ZBH-Set 4			×	■
14 112 132	PRELixx 2014.1 G 1/8"	red-ZBH-Set 4			×	■
14 112 142	PRELixx 2014.1 G 1/8"	blue-ZBH-Set 4			×	■
14 112 152	PRELixx 2014.1 G 1/8"	green-ZBH-Set 4			×	■
14 112 162	PRELixx 2014.1 G 1/8"	yellow-ZBH-Set 4			×	■

Abbreviations

- G** Whitworth Pipe Thread, cylindrical, ISO 228 (DIN 259)
M Metric thread, cylindrical, DIN 13
ZBH Accessories

GREASE GUNS AND ACCESSORIES

PRELixx 2014.1 - G 1/8" with filling nipple



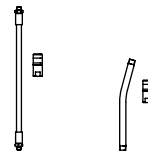
14 100 252

SPECIFICATION

- Filling nipple (FN), M 10 x 1 male (12 670)

PACKAGING

- Packing unit: 1



PRODUCTS

Item-No.	Description 1	Description 2	without ZBH	ZBH Set 2	ZBH Set 4	Colour
14 100 212	PRELixx 2014.1 G 1/8"	FN-black-without ZBH	×			Black
14 100 222	PRELixx 2014.1 G 1/8"	FN-silver-without ZBH	×			Silver
14 100 232	PRELixx 2014.1 G 1/8"	FN-red-without ZBH	×			Red
14 100 242	PRELixx 2014.1 G 1/8"	FN-blue-without ZBH	×			Blue
14 100 252	PRELixx 2014.1 G 1/8"	FN-green-without ZBH	×			Green
14 100 262	PRELixx 2014.1 G 1/8"	FN-yellow-without ZBH	×			Yellow
14 102 212	PRELixx 2014.1 G 1/8"	FN-black-ZBH-Set 2		×		Black
14 102 222	PRELixx 2014.1 G 1/8"	FN-silver-ZBH-Set 2		×		Silver
14 102 232	PRELixx 2014.1 G 1/8"	FN-red-ZBH-Set 2		×		Red
14 102 242	PRELixx 2014.1 G 1/8"	FN-blue-ZBH-Set 2		×		Blue
14 102 252	PRELixx 2014.1 G 1/8"	FN-green-ZBH-Set 2		×		Green
14 102 262	PRELixx 2014.1 G 1/8"	FN-yellow-ZBH-Set 2		×		Yellow
14 112 212	PRELixx 2014.1 G 1/8"	FN-black-ZBH-Set 4			×	Black
14 112 222	PRELixx 2014.1 G 1/8"	FN-silver-ZBH-Set 4			×	Silver
14 112 232	PRELixx 2014.1 G 1/8"	FN-red-ZBH-Set 4			×	Red
14 112 242	PRELixx 2014.1 G 1/8"	FN-blue-ZBH-Set 4			×	Blue
14 112 252	PRELixx 2014.1 G 1/8"	FN-green-ZBH-Set 4			×	Green
14 112 262	PRELixx 2014.1 G 1/8"	FN-yellow-ZBH-Set 4			×	Yellow

Abbreviations

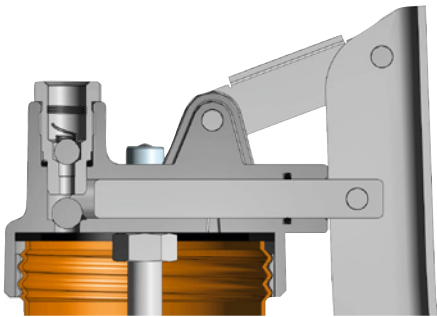
a	Outer / Male
FN	Filling nipple
G	Whitworth Pipe Thread, cylindrical, ISO 228 (DIN 259)
M	Metric thread, cylindrical, DIN 13
ZBH	Accessories



G

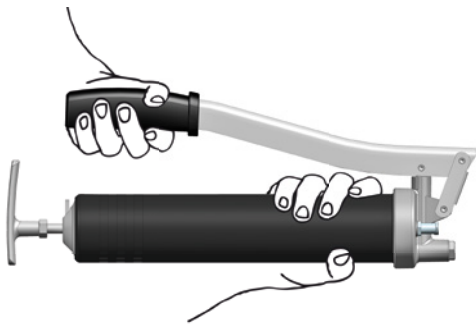
GREASE GUNS AND ACCESSORIES

Product Benefits + Features PRELxx PRO 2014.1



OPERATES WITH GREASES NLGI GRADE 3

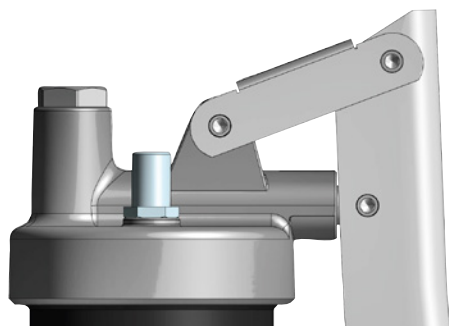
- Operates with greases NLGI grade 3 at 20°C
- Quantity of delivered grease at a back-pressure of 200 bar nearly unchanged after 40,000 operating cycles
- Pump piston, cylinder and O-ring with 6 μ fit (no dummy lubrication)



NO CRUSHING HAZARD

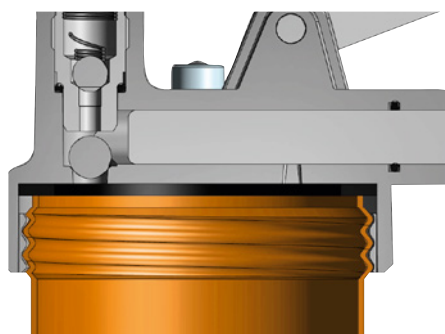


DIFFERENT GREASE GUN COLOURS FOR DIFFERENT GREASE TYPES




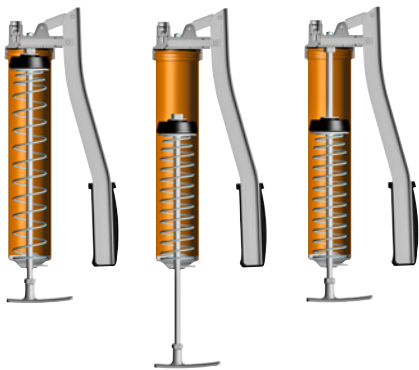
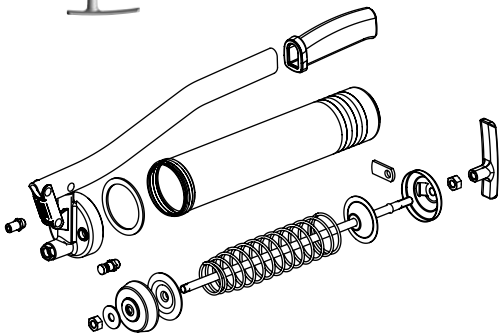
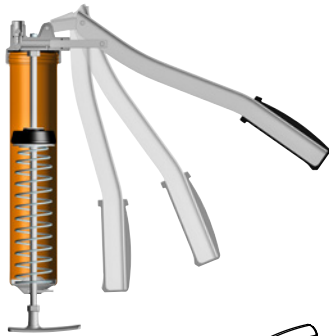
GREASE GUN HEAD, ZINC DIE CASTING Z 410

- one-piece
- pressure resistant
- safe



ROLLED THREADS

- Rolled thread on the grease gun tube resists damage from impact and allows quick and easy screwing-in by 1,5 turns



VARIABLE STROKE

- At high back pressure, e.g. gummy lubrication point, lubrication can be achieved with significantly less effort by shorter strokes
- Grease supply variable from 0,1 to 1,6 cm³ per stroke
- Optimal leverage for operating the hand lever, thus the compressive force required is as low as possible

CLEANING – SPARE PARTS

- Easy to clean – Each component group and parts can be supplied as spare parts

GREASE PRESSURE RELIEF

- Push rod can be locked in any position - push rod does not have to be fully retracted to release the spring pressure on the grease (grease does not saponify)
- Damaged cartridges can easily be removed

FILLING NIPPLE AND VENTILATING VALVE

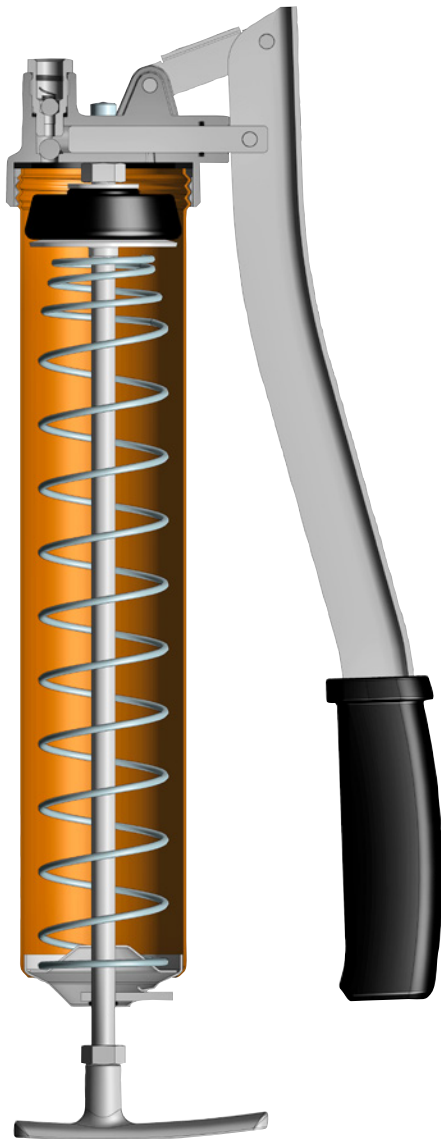
- Filling nipple (FN), M 10 x 1 male (12 670)
- Optional vent valve (ETV), M 10 x 1 a (85 277)

ALLES IM GRIP

- Ergonomic handle, non-slip, excellent power transfer and handling
- T-grip, optimized grip and pressure optimized

GREASE GUNS AND ACCESSORIES

PRELixx PRO 2014.1



TECHNICAL DATA

- Capacity (cm³): 500
- Refilling options: 400 g grease cartridge, DIN 1284, grease filling system or loose grease using a spatula
- Diameter of grease piston (mm): 9
- Grease pump piston actuation: manually lever operated
- Delivery rate/stroke (cm³): 1,2 at a grease density of 0.92 kg/dm³
- Discharge pressure up to (bar): 600
- Burst pressure system (bar): 900
- Burst pressure grease gun head (bar): 1200
- Operation of plunger rod: with T-grip
- Sealing cover: loose
- Wall thickness of grease gun tube (mm): 1

SPECIFICATION

- Galvanized parts: hand lever, push rod handle, locking catch, head
- Grease gun head, zinc die casting Z 410
- Ball seat valve, galvanized (85 589)
- Dismantleable and movable push rod system
- With hose holder
- T-grip, optimized grip and pressure optimized
- Ergonomic handle, non-slip, excellent power transfer and handling

PRODUCT BENEFITS + FEATURES

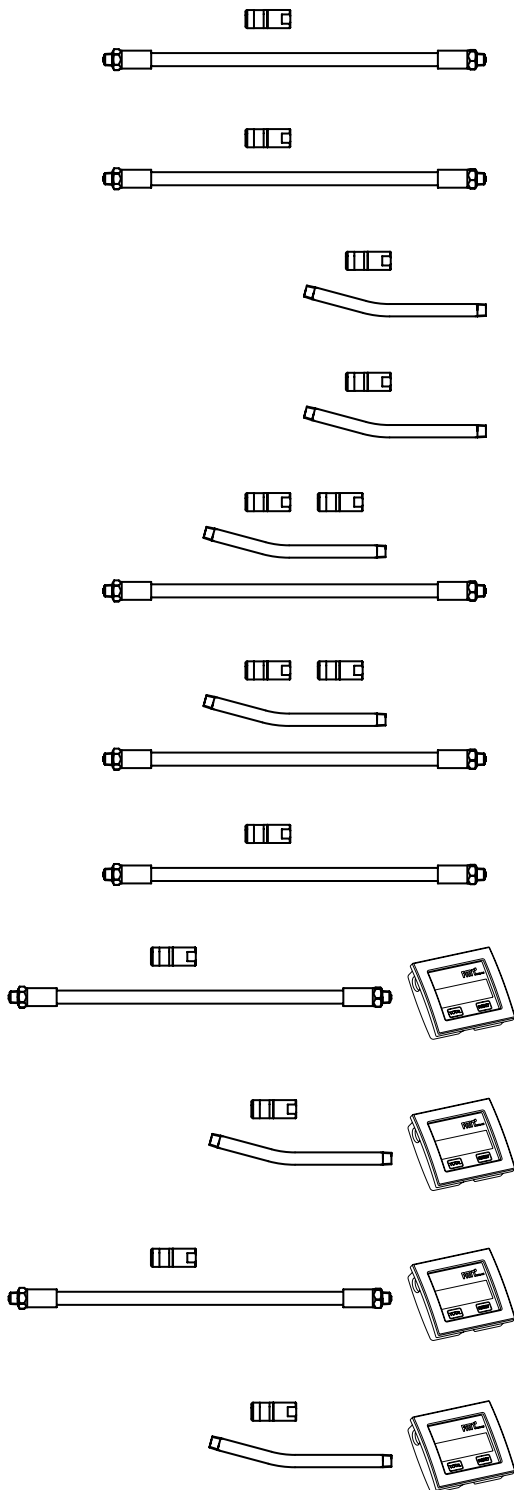
- Operates with greases NLGI grade 3 at 20°C
- Quantity of delivered grease at a back-pressure of 200 bar nearly unchanged after 40,000 operating cycles
- Pump piston, cylinder and O-ring with 6 µ fit (no dummy lubrication)
- At high back pressure, e.g. gummy lubrication point, lubrication can be achieved with significantly less effort by shorter strokes
- Grease supply variable from 0,1 to 1,6 cm³ per stroke
- Thanks to the optimized hand lever kinematics, lubrication can be done with little effort
- Plunger with exactly fitting when using bulk grease or cartridge
- Due to the flexibility of the push rod, the plunger can be inserted into damaged cartridges or cartridges not exactly matching the standard dimensions
- Damaged cartridges can easily be removed
- Push rod can be locked in any position - push rod does not have to be fully retracted to release the spring pressure on the grease (grease does not saponify)
- The ease of dismantling permits simple cleaning
- Rolled thread on the grease gun tube resists damage from impact and allows quick and easy screwing-in by 1,5 turns
- High-speed ventilation, by half a rotation of the grease gun tube
- Designed for use in rough conditions
- Acc. to DIN 1283

PACKAGING

- Packing unit: 1



Accessories sets PRELixx PRO 2014.1



ACCESSORIES SET 5

- High pressure hose, M 10 x 1 male, 11 x 300 mm, with sealing ring (12 655 828)
- Coupler, 4 jaws, M 10 x 1 (12 643)

ACCESSORIES SET 6

- High pressure hose, G 1/8" male, 11 x 300 mm, with sealing ring (12 755 828)
- Coupler, 4 jaws, G 1/8" i (12 743)

ACCESSORIES SET 7

- Angled spout, M 10 x 1, 150 mm (12 635)
- Coupler, 4 jaws, M 10 x 1 (12 643)

ACCESSORIES SET 8

- Angled spout, G 1/8" male, 150 mm (12 735)
- Coupler, 4 jaws, G 1/8" i (12 743)

ACCESSORIES SET 9

- Angled spout, M 10 x 1, 150 mm (12 635)
- High pressure hose, M 10 x 1 male, 11 x 300 mm, with sealing ring (12 655 828)
- 2 x Coupler, 4 jaws, M 10 x 1 (12 643)

ACCESSORIES SET 10

- Angled spout, G 1/8" male, 150 mm (12 735)
- High pressure hose, G 1/8" male, 11 x 300 mm, with sealing ring (12 755 828)
- 2 x Coupler, 4 jaws, G 1/8" (12 743)

ACCESSORIES SET 11

- High pressure hose, M 10 x 1 male, 11 x 300 mm, with sealing ring (12 655 828)
- Coupler, 4 jaws, M 10 x 1, with ball valve (12 642)

ACCESSORIES SET 12

- High pressure hose, M 10 x 1 male, 11 x 300 mm, with sealing ring (12 655 828)
- Coupler, 4 jaws, M 10 x 1 (12 643)
- In-line meter for grease (18 115)

ACCESSORIES SET 13

- Angled spout, M 10 x 1, 150 mm (12 635)
- Coupler, 4 jaws, M 10 x 1 (12 643)
- In-line meter for grease (18 115)

ACCESSORIES SET 14

- High pressure hose, M 10 x 1 male, 11 x 300 mm, with sealing ring (12 655 828)
- Coupler, 4 jaws, M 10 x 1, with ball valve (12 642)
- In-line meter for grease (18 115)

ACCESSORIES SET 15

- Angled spout, M 10 x 1, 150 mm (12 635)
- Coupler, 4 jaws, M 10 x 1, with ball valve (12 642)
- In-line meter for grease (18 115)

Abbreviations

a	Outer / Male
BA	Jaws
DIN	German Institute for Standardisation (DIN standards)
G	Whitworth Pipe Thread, cylindrical, ISO 228 (DIN 259)
M	Metric thread, cylindrical, DIN 13
NLGI	Stands for viscosity class 000 to 6, as defined by the National Lubricating Grease Institute, USA

GREASE GUNS AND ACCESSORIES

PRELxx PRO 2014.1 - M 10 x 1 with filling nipple



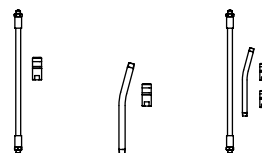
14 200 261

SPECIFICATION

- Filling nipple (FN), M 10 x 1 male (12 670)

PACKAGING

- Packing unit: 1



PRODUCTS

Item-No.	Description 1	Description 2	without ZBH	ZBH Set 5	ZBH Set 7	ZBH Set 9	Colour
14 200 211	PRELxx PRO 2014.1 M 10 x 1	FN-black-without ZBH	×				Black
14 200 221	PRELxx PRO 2014.1 M 10 x 1	FN-silver-without ZBH	×				Silver
14 200 231	PRELxx PRO 2014.1 M 10 x 1	FN-red-without ZBH	×				Red
14 200 241	PRELxx PRO 2014.1 M 10 x 1	FN-blue-without ZBH	×				Blue
14 200 251	PRELxx PRO 2014.1 M 10 x 1	FN-green-without ZBH	×				Green
14 200 261	PRELxx PRO 2014.1 M 10 x 1	FN-yellow-without ZBH	×				Yellow
14 203 211	PRELxx PRO 2014.1 M 10 x 1	FN-black-ZBH-Set 5		×			Black
14 203 221	PRELxx PRO 2014.1 M 10 x 1	FN-silver-ZBH-Set 5		×			Silver
14 203 231	PRELxx PRO 2014.1 M 10 x 1	FN-red-ZBH-Set 5		×			Red
14 203 241	PRELxx PRO 2014.1 M 10 x 1	FN-blue-ZBH-Set 5		×			Blue
14 203 251	PRELxx PRO 2014.1 M 10 x 1	FN-green-ZBH-Set 5		×			Green
14 203 261	PRELxx PRO 2014.1 M 10 x 1	FN-yellow-ZBH-Set 5		×			Yellow
14 213 211	PRELxx PRO 2014.1 M 10 x 1	FN-black-ZBH-Set 7			×		Black
14 213 221	PRELxx PRO 2014.1 M 10 x 1	FN-silver-ZBH-Set 7			×		Silver
14 213 231	PRELxx PRO 2014.1 M 10 x 1	FN-red-ZBH-Set 7			×		Red
14 213 241	PRELxx PRO 2014.1 M 10 x 1	FN-blue-ZBH-Set 7			×		Blue
14 213 251	PRELxx PRO 2014.1 M 10 x 1	FN-green-ZBH-Set 7			×		Green
14 213 261	PRELxx PRO 2014.1 M 10 x 1	FN-yellow-ZBH-Set 7			×		Yellow
14 221 211	PRELxx PRO 2014.1 M 10 x 1	FN-black-ZBH-Set 9				×	Black
14 221 221	PRELxx PRO 2014.1 M 10 x 1	FN-silver-ZBH-Set 9				×	Silver
14 221 231	PRELxx PRO 2014.1 M 10 x 1	FN-red-ZBH-Set 9				×	Red
14 221 241	PRELxx PRO 2014.1 M 10 x 1	FN-blue-ZBH-Set 9				×	Blue
14 221 251	PRELxx PRO 2014.1 M 10 x 1	FN-green-ZBH-Set 9				×	Green
14 221 261	PRELxx PRO 2014.1 M 10 x 1	FN-yellow-ZBH-Set 9				×	Yellow

Abbreviations

FN	Filling nipple
M	Metric thread, cylindrical, DIN 13
ZBH	Accessories

PRELxx PRO 2014.1 - M 10 x 1 with filling nipple + venting valve



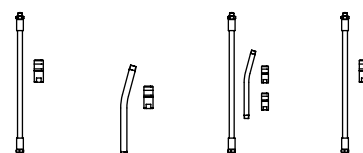
14 200 371

SPECIFICATION

- Filling nipple (FN), M 10 x 1 male (12 670)
- Venting valve (ETV), M 10 x 1 male (85 277)

PACKAGING

- Packing unit: 1



PRODUCTS

Item-No.	Description 1	Description 2	without ZBH	ZBH Set 5	ZBH Set 7	ZBH Set 9	ZBH Set 11	Colour
14 200 311	PRELxx PRO 2014.1 M 10 x 1	FN-ETV-black-without ZBH	×					Black
14 200 321	PRELxx PRO 2014.1 M 10 x 1	FN-ETV-silver-without ZBH	×					Silver
14 200 331	PRELxx PRO 2014.1 M 10 x 1	FN-ETV-red-without ZBH	×					Red
14 200 341	PRELxx PRO 2014.1 M 10 x 1	FN-ETV-blue-without ZBH	×					Blue
14 200 351	PRELxx PRO 2014.1 M 10 x 1	FN-ETV-green-without ZBH	×					Green
14 200 361	PRELxx PRO 2014.1 M 10 x 1	FN-ETV-yellow-without ZBH	×					Yellow
14 200 371	PRELxx PRO 2014.1 M 10 x 1	FN-ETV-VZ-without ZBH	×					White
14 203 311	PRELxx PRO 2014.1 M 10 x 1	FN-ETV-black-ZBH-Set 5		×				Black
14 203 321	PRELxx PRO 2014.1 M 10 x 1	FN-ETV-silver-ZBH-Set 5		×				Silver
14 203 331	PRELxx PRO 2014.1 M 10 x 1	FN-ETV-red-ZBH-Set 5		×				Red
14 203 341	PRELxx PRO 2014.1 M 10 x 1	FN-ETV-blue-ZBH-Set 5		×				Blue
14 203 351	PRELxx PRO 2014.1 M 10 x 1	FN-ETV-green-ZBH-Set 5		×				Green
14 203 361	PRELxx PRO 2014.1 M 10 x 1	FN-ETV-yellow-ZBH-Set 5		×				Yellow
14 203 371	PRELxx PRO 2014.1 M 10 x 1	FN-ETV-VZ-ZBH-Set 5		×				White
14 233 331	PRELxx PRO 2014.1 M 10 x 1	FN-ETV-red-ZBH-Set 11					×	Red
14 233 341	PRELxx PRO 2014.1 M 10 x 1	FN-ETV-blue-ZBH-Set 11					×	Blue
14 213 311	PRELxx PRO 2014.1 M 10 x 1	FN-ETV-black-ZBH-Set 7			×			Black
14 213 321	PRELxx PRO 2014.1 M 10 x 1	FN-ETV-silver-ZBH-Set 7			×			Silver
14 213 331	PRELxx PRO 2014.1 M 10 x 1	FN-ETV-red-ZBH-Set 7			×			Red
14 213 341	PRELxx PRO 2014.1 M 10 x 1	FN-ETV-blue-ZBH-Set 7			×			Blue
14 213 351	PRELxx PRO 2014.1 M 10 x 1	FN-ETV-green-ZBH-Set 7			×			Green
14 213 361	PRELxx PRO 2014.1 M 10 x 1	FN-ETV-yellow-ZBH-Set 7			×			Yellow
14 213 371	PRELxx PRO 2014.1 M 10 x 1	FN-ETV-VZ-ZBH-Set 7			×			White
14 221 311	PRELxx PRO 2014.1 M 10 x 1	FN-ETV-black-ZBH-Set 9				×		Black
14 221 321	PRELxx PRO 2014.1 M 10 x 1	FN-ETV-silver-ZBH-Set 9				×		Silver
14 221 331	PRELxx PRO 2014.1 M 10 x 1	FN-ETV-red-ZBH-Set 9				×		Red
14 221 341	PRELxx PRO 2014.1 M 10 x 1	FN-ETV-blue-ZBH-Set 9				×		Blue
14 221 351	PRELxx PRO 2014.1 M 10 x 1	FN-ETV-green-ZBH-Set 9				×		Green
14 221 361	PRELxx PRO 2014.1 M 10 x 1	FN-ETV-yellow-ZBH-Set 9				×		Yellow
14 221 371	PRELxx PRO 2014.1 M 10 x 1	FN-ETV-VZ-ZBH-Set 9				×		White

Abbreviations

a	Outer / Male	ETV	Venting valve	FN	Filling nipple
M	Metric thread, cylindrical, DIN 13	VZ	Galvanized	ZBH	Accessories

GREASE GUNS AND ACCESSORIES

PRELxx PRO 2014.1 - M 10 x 1 with filling nipple + venting valve + grease meter



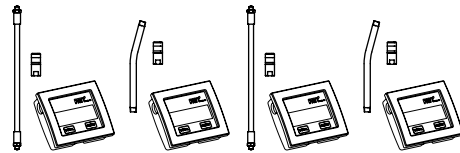
14 250 331

SPECIFICATION

- Filling nipple (FN), M 10 x 1 male (12 670)
- Venting valve (ETV), M 10 x 1 male (85 277)
- In-line meter for grease (18 115)

PACKAGING

- Packing unit: 1



PRODUCTS

Item-No.	Description 1	Description 2	ZBH Set 12	ZBH Set 13	ZBH Set 14	ZBH Set 15	Colour
14 250 331	PRELxx PRO 2014.1 M 10 x 1	FN-ETV-red-ZBH-Set 12	×				■
14 252 331	PRELxx PRO 2014.1 M 10 x 1	FN-ETV-red-ZBH-Set 13		×			■
14 256 331	PRELxx PRO 2014.1 M 10 x 1	FN-ETV-red-ZBH-Set 14			×		■
14 258 331	PRELxx PRO 2014.1 M 10 x 1	FN-ETV-red-ZBH-Set 15				×	■

Abbreviations

a	Outer / Male
ETV	Venting valve
FN	Filling nipple
M	Metric thread, cylindrical, DIN 13
ZBH	Accessories

PRELxx PRO 2014.1 - M 10 x 1 with filling nipple + venting valve in display carton



14 270 311

SPECIFICATION

- Filling nipple (FN), M 10 x 1 male (12 670)
- Venting valve (ETV), M 10 x 1 male (85 277)
- Packed in a high quality display carton

PACKAGING

- Packing unit: 1



PRODUCTS

Item-No.	Description 1	Description 2	without ZBH	ZBH Set 5	Colour
14 270 311	PRELxx PRO 2014.1 M 10 x 1	FN-ETV-black-without ZBH-display carton			■
14 270 321	PRELxx PRO 2014.1 M 10 x 1	FN-ETV-silver-without ZBH-display carton			■
14 270 331	PRELxx PRO 2014.1 M 10 x 1	FN-ETV-red-without ZBH-display carton			■
14 270 341	PRELxx PRO 2014.1 M 10 x 1	FN-ETV-blue-without ZBH-display carton			■
14 270 351	PRELxx PRO 2014.1 M 10 x 1	FN-ETV-green-without ZBH-display carton			■
14 270 361	PRELxx PRO 2014.1 M 10 x 1	FN-ETV-yellow-without ZBH-display carton			■
14 273 311	PRELxx PRO 2014.1 M 10 x 1	FN-ETV-black-ZBH-Set 5-display carton		×	■
14 273 321	PRELxx PRO 2014.1 M 10 x 1	FN-ETV-silver-ZBH-Set 5-display carton		×	■
14 273 331	PRELxx PRO 2014.1 M 10 x 1	FN-ETV-red-ZBH-Set 5-display carton		×	■
14 273 341	PRELxx PRO 2014.1 M 10 x 1	FN-ETV-blue-ZBH-Set 5-display carton		×	■
14 273 351	PRELxx PRO 2014.1 M 10 x 1	FN-ETV-green-ZBH-Set 5-display carton		×	■
14 273 361	PRELxx PRO 2014.1 M 10 x 1	FN-ETV-yellow-ZBH-Set 5-display carton		×	■

Abbreviations

ETV	Venting valve
FN	Filling nipple
M	Metric thread, cylindrical, DIN 13
ZBH	Accessories

GREASE GUNS AND ACCESSORIES

PRELxx PRO 2014.1 - G 1/8" with filling nipple



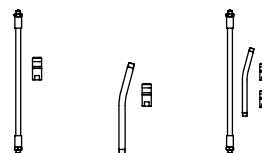
14 200 222

SPECIFICATION

- Filling nipple (FN), M 10 x 1 male (12 670)

PACKAGING

- Packing unit: 1



PRODUCTS

Item-No.	Description 1	Description 2	without ZBH	ZBH Set 6	ZBH Set 8	ZBH Set 10	Colour
14 200 212	PRELxx PRO 2014.1 G 1/8"	FN-black-without ZBH	×				Black
14 200 222	PRELxx PRO 2014.1 G 1/8"	FN-silver-without ZBH	×				Silver
14 200 232	PRELxx PRO 2014.1 G 1/8"	FN-red-without ZBH	×				Red
14 200 242	PRELxx PRO 2014.1 G 1/8"	FN-blue-without ZBH	×				Blue
14 200 252	PRELxx PRO 2014.1 G 1/8"	FN-green-without ZBH	×				Green
14 200 262	PRELxx PRO 2014.1 G 1/8"	FN-yellow-without ZBH	×				Yellow
14 204 212	PRELxx PRO 2014.1 G 1/8"	FN-black-ZBH-Set 6		×			Black
14 204 222	PRELxx PRO 2014.1 G 1/8"	FN-silver-ZBH-Set 6		×			Silver
14 204 232	PRELxx PRO 2014.1 G 1/8"	FN-red-ZBH-Set 6		×			Red
14 204 242	PRELxx PRO 2014.1 G 1/8"	FN-blue-ZBH-Set 6		×			Blue
14 204 252	PRELxx PRO 2014.1 G 1/8"	FN-green-ZBH-Set 6		×			Green
14 204 262	PRELxx PRO 2014.1 G 1/8"	FN-yellow-ZBH-Set 6		×			Yellow
14 214 212	PRELxx PRO 2014.1 G 1/8"	FN-black-ZBH-Set 8			×		Black
14 214 222	PRELxx PRO 2014.1 G 1/8"	FN-silver-ZBH-Set 8			×		Silver
14 214 232	PRELxx PRO 2014.1 G 1/8"	FN-red-ZBH-Set 8			×		Red
14 214 242	PRELxx PRO 2014.1 G 1/8"	FN-blue-ZBH-Set 8			×		Blue
14 214 252	PRELxx PRO 2014.1 G 1/8"	FN-green-ZBH-Set 8			×		Green
14 214 262	PRELxx PRO 2014.1 G 1/8"	FN-yellow-ZBH-Set 8			×		Yellow
14 222 212	PRELxx PRO 2014.1 G 1/8"	FN-black-ZBH-Set 10				×	Black
14 222 222	PRELxx PRO 2014.1 G 1/8"	FN-silver-ZBH-Set 10				×	Silver
14 222 232	PRELxx PRO 2014.1 G 1/8"	FN-red-ZBH-Set 10				×	Red
14 222 242	PRELxx PRO 2014.1 G 1/8"	FN-blue-ZBH-Set 10				×	Blue
14 222 252	PRELxx PRO 2014.1 G 1/8"	FN-green-ZBH-Set 10				×	Green
14 222 262	PRELxx PRO 2014.1 G 1/8"	FN-yellow-ZBH-Set 10				×	Yellow

Abbreviations

a	Outer / Male
FN	Filling nipple
G	Whitworth Pipe Thread, cylindrical, ISO 228 (DIN 259)
M	Metric thread, cylindrical, DIN 13
ZBH	Accessories

PRELxx PRO 2014.1 - G 1/8" with filling nipple + venting valve



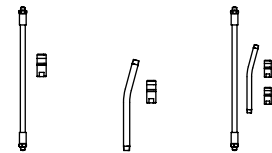
14 200 332

SPECIFICATION

- Filling nipple (FN), M 10 x 1 male (12 670)
- Venting valve (ETV), M 10 x 1 male (85 277)

PACKAGING

- Packing unit: 1



PRODUCTS

Item-No.	Description 1	Description 2	without ZBH	ZBH Set 6	ZBH Set 8	ZBH Set 10	Colour
14 200 312	PRELxx PRO 2014.1 G 1/8"	FN-ETV-black-without ZBH	×				■
14 200 322	PRELxx PRO 2014.1 G 1/8"	FN-ETV-silver-without ZBH	×				■
14 200 332	PRELxx PRO 2014.1 G 1/8"	FN-ETV-red-without ZBH	×				■
14 200 342	PRELxx PRO 2014.1 G 1/8"	FN-ETV-blue-without ZBH	×				■
14 200 352	PRELxx PRO 2014.1 G 1/8"	FN-ETV-green-without ZBH	×				■
14 200 362	PRELxx PRO 2014.1 G 1/8"	FN-ETV-yellow-without ZBH	×				■
14 200 372	PRELxx PRO 2014.1 G 1/8"	FN-ETV-VZ-without ZBH	×				■
14 204 312	PRELxx PRO 2014.1 G 1/8"	FN-ETV-black-ZBH-Set 6		×			■
14 204 322	PRELxx PRO 2014.1 G 1/8"	FN-ETV-silver-ZBH-Set 6		×			■
14 204 332	PRELxx PRO 2014.1 G 1/8"	FN-ETV-red-ZBH-Set 6		×			■
14 204 342	PRELxx PRO 2014.1 G 1/8"	FN-ETV-blue-ZBH-Set 6		×			■
14 204 352	PRELxx PRO 2014.1 G 1/8"	FN-ETV-green-ZBH-Set 6		×			■
14 204 362	PRELxx PRO 2014.1 G 1/8"	FN-ETV-yellow-ZBH-Set 6		×			■
14 204 372	PRELxx PRO 2014.1 G 1/8"	FN-ETV-VZ-ZBH-Set 6		×			■
14 214 312	PRELxx PRO 2014.1 G 1/8"	FN-ETV-black-ZBH-Set 8			×		■
14 214 322	PRELxx PRO 2014.1 G 1/8"	FN-ETV-silver-ZBH-Set 8			×		■
14 214 332	PRELxx PRO 2014.1 G 1/8"	FN-ETV-red-ZBH-Set 8			×		■
14 214 342	PRELxx PRO 2014.1 G 1/8"	FN-ETV-blue-ZBH-Set 8			×		■
14 214 352	PRELxx PRO 2014.1 G 1/8"	FN-ETV-green-ZBH-Set 8			×		■
14 214 362	PRELxx PRO 2014.1 G 1/8"	FN-ETV-yellow-ZBH-Set 8			×		■
14 214 372	PRELxx PRO 2014.1 G 1/8"	FN-ETV-VZ-ZBH-Set 8			×		■
14 222 312	PRELxx PRO 2014.1 G 1/8"	FN-ETV-black-ZBH-Set 10				×	■
14 222 322	PRELxx PRO 2014.1 G 1/8"	FN-ETV-silver-ZBH-Set 10				×	■
14 222 332	PRELxx PRO 2014.1 G 1/8"	FN-ETV-red-ZBH-Set 10				×	■
14 222 342	PRELxx PRO 2014.1 G 1/8"	FN-ETV-blue-ZBH-Set 10				×	■
14 222 352	PRELxx PRO 2014.1 G 1/8"	FN-ETV-green-ZBH-Set 10				×	■
14 222 362	PRELxx PRO 2014.1 G 1/8"	FN-ETV-yellow-ZBH-Set 10				×	■
14 222 372	PRELxx PRO 2014.1 G 1/8"	FN-ETV-VZ-ZBH-Set 10				×	■

Abbreviations

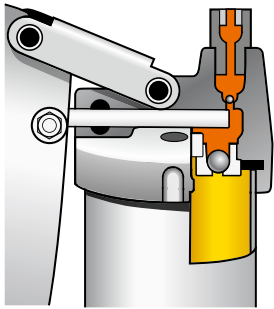
ETV Venting valve
FN Filling nipple

G Whitworth Pipe Thread, cylindrical, ISO 228 (DIN 259)
M Metric thread, cylindrical, DIN 13

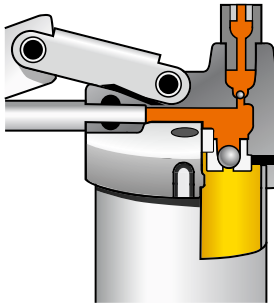
VZ Galvanized
ZBH Accessories

Variable Stroke System

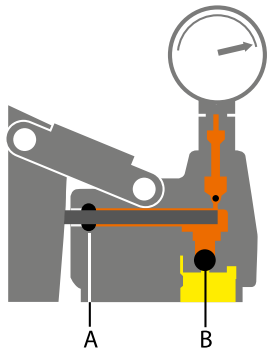
The "Variable Stroke System" even allows for viscous grease, or if there is strong back-pressure (e.g. due to gummy greasing points) to be pumped to the lubrication point. At marginal hand lever opening fat is reliably drawn, respectively pressed into the grease gun head by spring force. This allows for locations that are difficult to access to be lubricated with little effort.



Hand lever position to overcome strong back-pressure, e.g. due to gummy lubrication point.



Lever position to obtain maximum delivery (approx. 1,4 cm³ per stroke).



The check valve ensures lubrication even when using cold or viscous grease.

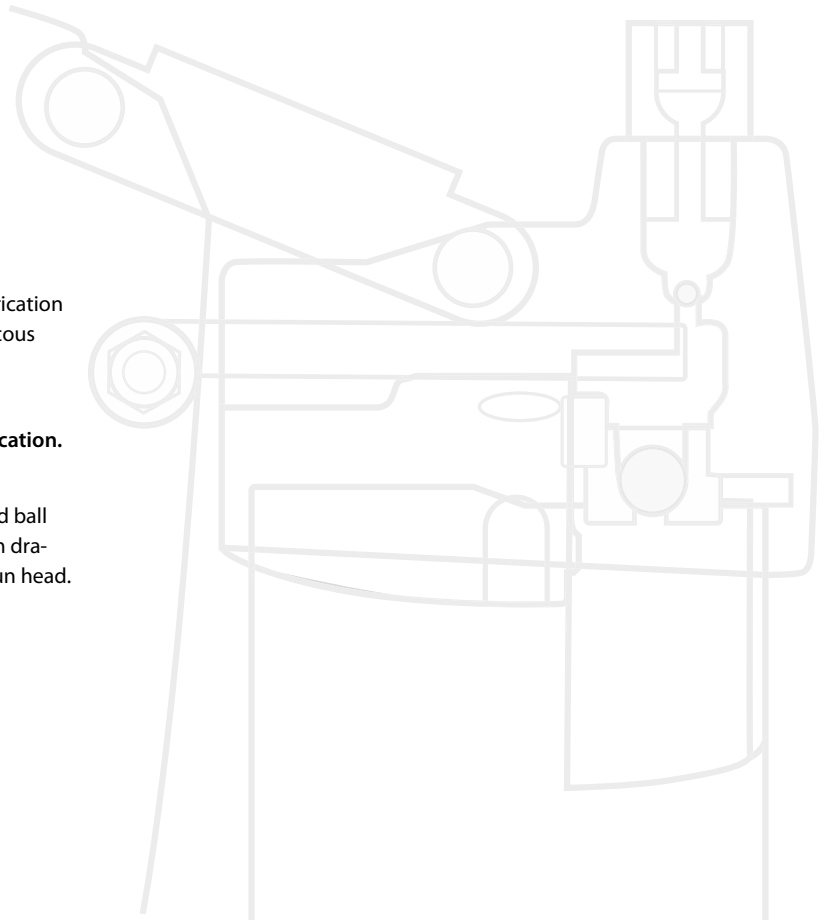
Absolutely no dummy lubrication.

Gasket system: O-ring (A) and ball valve (B) prevent grease from drawing back into the grease gun head.

„Posi Lok“

The five key design features of our construction:

1. Easy cleaning and maintenance thanks to capability of full disassembly.
2. The patented PRESSOL construction with a removable cap and clamp piece is designed for manual support of the spring in any position to compress bulk grease or to operate with damaged cartridges.
3. Three way loading: bulk grease, 400-g cartridges or grease gun filler pump.
4. High-speed ventilation of the grease gun, by half rotation of the grease gun tube.
5. Easy removal of damaged cartridges.



PNEUMAxX HHFP, EHFP, DLFP

Manually air pressurized grease supply into the grease gun head



1. Grease gun connection, pressure side G 1/8" or M 10 x 1 utilizing a steel connector
2. Filling nipple M 10 x 1
3. Diameter of piston for grease supply: 8 mm
4. Grease supply lever operated
- 9 5. Wall thickness of grease gun tube: 1,0 mm
6. Lacquered grey-blue
7. Manually operated air pump
8. -
9. Capacity: 500 cm³

Industrial grease gun „Elite K9“

Spring operated grease supply into the grease gun head



1. Grease gun connection, pressure side G 1/8" or M 10 x 1 utilizing a steel connector
2. Filling nipple M 10 x 1
3. Diameter of piston for grease supply: 9 mm
4. Grease supply lever operated
- 9 5. Wall thickness of grease gun tube: 1,0 mm
6. All steel components are galvanized
7. Loose plunger end cap
8. T-grip
9. Capacity: 500 cm³ or 750 cm³

Manual lever gun for concrete works, BHHP



1. Gun connection, pressure side G 1/8" or M 10 x 1 utilizing a steel connector
2. -
3. Diameter of piston for supply: 8 mm
4. Supply lever operated
- 9 5. Wall thickness of gun tube: 1,0 mm
6. All steel components are galvanized
7. Sealing cap
8. Vacuum air valve
9. Capacity: 1000 cm³

Oil gun, HHÖP



1. Oil gun connection, pressure side M 10 x 1
2. -
3. Diameter of piston for oil supply: 9 mm
4. Oil supply lever operated
5. Wall thickness of oil gun tube: 1,0 mm
6. Lacquered silver
- 9 7. Sealing cap
8. -
9. Capacity: 500 cm³

GREASE GUNS AND ACCESSORIES

Industrial grease gun 1

Spring operated grease supply into the grease gun head



1. Grease gun connection, pressure side G 1/8" or M 10 x 1 utilizing a steel connector
2. Filling nipple M 10 x 1
3. Diameter of piston for grease supply: 9 mm
4. Grease supply lever operated
5. Wall thickness of grease gun tube: 1,0 mm
6. Lacquered black or galvanized
7. Loose plunger end cap
8. L-grip
9. Capacity: 500 cm³

Industrial grease gun 2

Spring operated grease supply into the grease gun head



1. Grease gun connection, pressure side G 1/8" or M 10 x 1 utilizing a steel connector
2. Filling nipple M 10 x 1
3. Diameter of piston for grease supply: 9 mm
4. Grease supply lever operated
5. Wall thickness of grease gun tube: 1,0 mm
6. Lacquered grafite grey
7. Loose or fixed plunger end cap
8. T-grip
9. Capacity: 300 cm³, 500 cm³, 750 cm³ or 1000 cm³

One hand grease gun, BHHP

Spring operated grease supply into the grease gun head



1. Grease gun connection G 1/8" oder M 10 x 1
2. Filling nipple M 10 x 1
3. Diameter of piston for grease supply: 8 mm
4. Grease supply manually one hand operated
5. Wall thickness of grease gun tube: 1,0 mm
6. Lacquered silver
7. Loose plunger end cap
8. L-grip
9. Capacity: 500 cm³

Standard grease gun


Spring operated grease supply into the grease gun head



1. Grease gun connection, pressure side G 1/8" or M 10 × 1
2. With or without filling nipple M 10 × 1
3. Diameter of piston for grease supply: 8 mm
4. Grease supply lever operated
5. Wall thickness of grease gun tube: 1,0 mm
6. Lacquered grafite grey or silver
7. Loose or fixed plunger end cap
8. T-grip or L-grip
9. Capacity: 300 cm³, 500 cm³, 750 cm³ or 1000 cm³

Compressed air grease gun, DLFP

Spring operated grease supply into the grease gun head



1. Grease gun connection, pressure side M 10 × 1
2. With or without filling nipple M 10 × 1
3. Diameter of piston for grease supply: 6 mm
4. Grease supply air operated with single stroke or continuous grease flow
5. Wall thickness of grease gun tube: 1,0 mm
6. Lacquered grafite grey or silver
7. Loose plunger end cap
8. L-grip
9. Capacity: 500 cm³
10. Airline connection: female quick release connector, Rectus type 26, or hose nozzle 6 mm for hose DN 6

GREASE GUNS AND ACCESSORIES



Item-No.	Description	Capacity	POSI LOK	Sealing cover fixed	Variable Stroke System
Standard grease guns					
12638	Standard grease gun-HHFP, M 10 x 1	500 cm ³	×		
12 638 125	Standard grease gun-HHFP, G 1/8"	500 cm ³	×		
12 630	Standard grease gun-HHFP, M 10 x 1-PZ-MU	500 cm ³	×		
12 630 125	Standard grease gun-HHFP, G 1/8"-PZ-MU	500 cm ³	×		
12 630 950	Standard grease gun-HHFP, M 10 x 1-FN-ETV-PZ-MU	500 cm ³	×		
12 632	Standard grease gun-HHFP, M 10 x 1-GBDR-MU	500 cm ³	×		
12 632 125	Standard grease gun-HHFP, G 1/8"-GBDR-MU	500 cm ³	×		
12 633	Standard grease gun-HHFP, M 10 x 1-PZ-MU-VVP	500 cm ³	×		
12 633 125	Standard grease gun-HHFP, G 1/8"-PZ-MU-VVP	500 cm ³	×		
12 633 950	Standard grease gun-HHFP, M 10 x 1-FN-ETV-PZ-MU-VVP	500 cm ³	×		
12 733 804	Standard grease gun-HHFP, G 1/8"-FN-ETV-PZ-MU-VVP	500 cm ³	×		
12 634	Standard grease gun-HHFP, M 10 x 1-GBDR-MU-VVP	500 cm ³	×		
12 634 125	Standard grease gun-HHFP, G 1/8"-GBDR-MU-VVP	500 cm ³	×		
12 634 950	Standard grease gun-HHFP, M 10 x 1-FN-ETV-GBDR-MU-VVP	500 cm ³	×		
12 734 804	Standard grease gun-HHFP, G 1/8"-FN-ETV-GBDR-MU-VVP	500 cm ³	×		
12 710	Standard grease gun-HHFP, M 10 x 1-PZ-MU-SBV	500 cm ³	×		
12 711	Standard grease gun-HHFP, M 10 x 1-PZ-GBDR-2 x MU-SBV	500 cm ³	×		
12 712	Standard grease gun-HHFP, M 10 x 1-FN-PZ-GBDR-2 x MU-SBV	500 cm ³	×		
12 716 125	Standard grease gun-HHFP, G 1/8" -GBDR-MU-SBV	500 cm ³	×		
Standard grease guns, sealing cover fixed					
12 638 782	Standard grease gun-500 cm ³ , M 10 x 1-FN-ETV-VDF	500 cm ³		×	
12 684 782	Standard grease gun-300 cm ³ , M 10 x 1-FN-ETV-VDF	300 cm ³		×	
12 685 782	Standard grease gun-750 cm ³ , M 10 x 1-FN-ETV-VDF	750 cm ³		×	
12 686 782	Standard grease gun-1000 cm ³ , M 10 x 1-FN-ETV-VDF	1000 cm ³		×	
Industrial grease guns 1					
12 637	Industrial grease gun 1-HHFP, M 10 x 1-G 1/8"	500 cm ³	×		×
12 637 101	Industrial grease gun 1-HHFP, M 10 x 1-PZ-MU	500 cm ³	×		×
12 636	Industrial grease gun 1-HHFP, M 10 x 1-black	500 cm ³	×		×
12 636 125	Industrial grease gun 1-HHFP, G 1/8" -black	500 cm ³	×		×
12 636 100	Industrial grease gun 1-HHFP, M 10 x 1-black-GBDR-MU	500 cm ³	×		×
12 636 102	Industrial grease gun 1-HHFP, G 1/8"-black-GBDR-MU	500 cm ³	×		×
12 636 101	Industrial grease gun 1-HHFP, M 10 x 1-black-PZ-MU	500 cm ³	×		×
12 636 103	Industrial grease gun 1-HHFP, G 1/8"-black-PZ-MU	500 cm ³	×		×
12 736 128	Industrial grease gun 1-HHFP, G 1/8"-black-PZ-GBDR-2 x MU	500 cm ³	×		×
12 704	Industrial grease gun 1-HHFP, M 10 x 1-PZ-MU-SB-packaging	500 cm ³	×		×
Industrial grease guns 2					
12 695	Industrial grease gun 2-HHFP, M 10 x 1	500 cm ³	×		×
12 695 125	Industrial grease gun 2-HHFP, G 1/8"	500 cm ³	×		×
12 675	Industrial grease gun 2-HHFP, M 10 x 1-GBDR-MU	500 cm ³	×		×
12 679	Industrial grease gun 2-HHFP, M 10 x 1-PZ-MU	500 cm ³	×		×
12 698	Industrial grease gun 2-HHFP, M 10 x 1-PZ-GBDR-2 x MU	500 cm ³	×		×
12 675 125	Industrial grease gun 2-HHFP, G 1/8"-GBDR-MU	500 cm ³	×		×
12 698 125	Industrial grease gun 2-HHFP, G 1/8"-PZ-GBDR-2 x MU	500 cm ³	×		×
Industrial grease guns 2, sealing cover fixed					
12 638 780	Industrial grease gun 2-HHFP, 500 cm ³ -M 10 x 1-VDF	500 cm ³		×	×
12 638 778	Industrial grease gun 2-HHFP, 500 cm ³ -M 10 x 1-GBDR-MU-VDF	500 cm ³		×	×
12 638 799	Industrial grease gun 2-HHFP, 500 cm ³ -M 10 x 1-PZ-MU-VDF	500 cm ³		×	×
12 685 780	Industrial grease gun 2-HHFP, 750 cm ³ -M 10 x 1-VDF	750 cm ³		×	×
12 686 780	Industrial grease gun 2-HHFP, 1000 cm ³ -M 10 x 1-VDF	1000 cm ³		×	×

DOUBLE LOCK	DIN 1283	Wall thickness of grease gun tube	Lacquering	High pressure hose 11 x 300 mm	High pressure hose 8 x 300 mm	Rigid	Precision coupler	Hydraulic coupler	Filling valve	Sales package	Polybag
	×	1,0 mm	silver								×
	×	1,0 mm	silver								×
	×	1,0 mm	silver		12 656			12 631			×
	×	1,0 mm	silver		12 756			12 731			×
	×	1,0 mm	silver		12 666 (0,5 m)			12 631	×		×
	×	1,0 mm	silver			12 635		12 631			×
	×	1,0 mm	silver			12 735		12 731			×
	×	1,0 mm	silver		12 656			12 631		×	
	×	1,0 mm	silver		12 756			12 731		×	
	×	1,0 mm	silver		12 656			12 631	×	×	
	×	1,0 mm	silver		12 756			12 731	×	×	
	×	1,0 mm	silver			12 635		12 631		×	
	×	1,0 mm	silver			12 735		12 731		×	
	×	1,0 mm	silver			12 635		12 631	×	×	
	×	1,0 mm	silver			12 735		12 731	×	×	
	×	1,0 mm	silver		12 656			12 631		×	×
	×	1,0 mm	silver		12 656	12 635		12 631 (2 x)		×	×
	×	1,0 mm	silver		12 656	12 635		12 631 (2 x)	×	×	×
	×	1,0 mm	silver			12 735		12 731		×	×
	×	1,0 mm	graphite-grey						×	×	
		1,0 mm	graphite-grey						×	×	
		1,0 mm	graphite-grey						×		×
		1,0 mm	graphite-grey						×		×
×	×	1,0 mm	galvanized						×	×	
×	×	1,0 mm	galvanized						×	×	
×	×	1,0 mm	black						×	×	
×	×	1,0 mm	black						×	×	
×	×	1,0 mm	black			12 635		12 631	×	×	
×	×	1,0 mm	black			12 735		12 731	×	×	
×	×	1,0 mm	black	12 655				12 631	×	×	
×	×	1,0 mm	black	12 755				12 731	×	×	
×	×	1,0 mm	black	12 755		12 735		12 731 (2 x)	×	×	
×	×	1,0 mm	black	12 655				12 631	×	×	×
×	×	1,0 mm	graphite-grey						×	×	
×	×	1,0 mm	graphite-grey						×	×	
×	×	1,0 mm	graphite-grey			12 635	12 643		×	×	
×	×	1,0 mm	graphite-grey	12 655			12 643		×	×	
×	×	1,0 mm	graphite-grey	12 655		12 635	12 643 (2 x)		×	×	
×	×	1,0 mm	graphite-grey			12 735	12 743		×	×	
×	×	1,0 mm	graphite-grey	12 755		12 735	12 743 (2 x)		×	×	
×	×	1,0 mm	graphite-grey						×	×	
×	×	1,0 mm	graphite-grey			12 635		12 631	×	×	
×	×	1,0 mm	graphite-grey	12 655			12 643		×	×	
×		1,0 mm	graphite-grey						×		
×		1,0 mm	graphite-grey						×		

G

GREASE GUNS AND ACCESSORIES



Item-No.	Description	Capacity	POSI LOK	Sealing cover fixed	Variable Stroke System
Industrial grease guns Elite K9					
12 676	Industrial grease gun 3 ELITE K9, 500 cm ³ -M 10 x 1-G 1/8"-FN-ETV	500 cm ³	×		×
12 676 302	Industrial grease gun 3 ELITE K9, 500 cm ³ -M 10 x 1-FN-ETV-PZ-MU	500 cm ³	×		×
12 676 040	Industrial grease gun 3 ELITE K9, 500 cm ³ -M 10 x 1-G 1/8"-FN-PZ-GBDR-2 x MU	500 cm ³	×		×
12 678	Industrial grease gun 3 ELITE K9, 750 cm ³ -M 10 x 1-G 1/8"-FN-ETV	750 cm ³	×		×
12 678 302	Industrial grease gun 3 ELITE K9, 750 cm ³ -M 10 x 1-G 1/8"-FN-ETV-PZ-MU	750 cm ³	×		×
One hand grease guns					
12 250	One hand grease gun-EHFP, M 10 x 1-GRDR-MU	500 cm ³	×		
12 250 950	One hand grease gun-EHFP, M 10 x 1-PZ-GRDR-MU	500 cm ³	×		
12 254	One hand grease gun-EHFP, M 10 x 1-PZ-GRDR-2 x MU	500 cm ³	×		
12 270	One hand grease gun-EHFP, G 1/8"-GRDR-MU	500 cm ³	×		
12 274	One hand grease gun-EHFP, G 1/8"-PZ-GRDR-2 x MU	500 cm ³	×		
12 226	One hand grease gun-EHFP, 125 cm ³ -M 10 x 1-GRDR-MU	125 cm ³	×		
12 276	One hand grease gun-EHFP, 125 cm ³ -G 1/8"-GRDR-MU	125 cm ³	×		
12 845	One hand grease gun-EHFP, M 10 x 1-PZ-MU	500 cm ³			×
Two-hand grease guns					
12 850	Two-hand grease gun-ZHFP, M 10 x 1-G 1/8"				
12 851	Two-hand grease gun-ZHFP, M 10 x 1-PZ-MU				
Compressed air grease guns					
18 071	Compressed air grease gun-DL, M 10 x 1-GBDR-MU	500 cm ³	×		
18 072	Compressed air grease gun-DLplus, M 10 x 1-PZ-MU	500 cm ³	×		
18 074	Compressed air grease gun-DLkombi, M 10 x 1-PZ-GBDR-2 x MU	500 cm ³	×		
18 073	Compressed air grease gun-DLautomatic, M 10 x 1-GRDR-MU	500 cm ³	×		
18 073 125	Compressed air grease gun-DLautomatic, G 1/8"-GRDR-MU	500 cm ³	×		
18 077	Compressed air grease gun-DLautomatic, M 10 x 1-PZ-GRDR-2 x MU	500 cm ³	×		
PNEUMAxX Fettpressen					
12 826	PNEUMAxX-HHFP, M 10 x 1-PZ-GBDR-2 x MU	500 cm ³		×	
12 826 125	PNEUMAxX-HHFP, G 1/8"-PZ-GBDR-2 x MU	500 cm ³		×	
12 282	PNEUMAxX-EHFP, M 10 x 1-PZ-GRDR-2 x MU	500 cm ³		×	
12 282 125	PNEUMAxX-EHFP, G 1/8"-PZ-GRDR-2 x MU	500 cm ³		×	
18 066	PNEUMAxX-DLFP, M 10 x 1-PZ-GRDR-2 x MU	500 cm ³		×	
18 066 125	PNEUMAxX-DLFP, G 1/8"-PZ-GRDR-2 x MU	500 cm ³		×	
Battery powered grease guns					
18 040	Accu grease gun with ZBH, 18 V	500 cm ³		×	
Oil guns					
12 602	Lever operated oil gun-HHÖP, M 10 x 1-GBDR-MU	500 cm ³		×	
Hand lever guns for concrete work					
12 688	Manual lever gun for concrete works-BHHP, M 10 x 1	1000 cm ³		×	

DOUBLE LOCK	DIN 1283	Wall thickness of grease gun tube	Lacquering	High pressure hose 11 x 300 mm	High pressure hose 8 x 300 mm	Rigid	Precision coupler	Hydraulic coupler	Filling valve	Sales package	Polybag
×	×	1,0 mm	galvanized						×	×	
×	×	1,0 mm	galvanized	12 655				12 631	×	×	
×	×	1,0 mm	galvanized	12 755		12 735	12 743 (2 x)		×	×	
×		1,0 mm	galvanized						×	×	
×		1,0 mm	galvanized	12 655				12 631	×	×	
	angelehnt	1,0 mm	silver			12 435		12 631	×	×	
	angelehnt	1,0 mm	silver		12 656	12 435		12 631	×	×	
	angelehnt	1,0 mm	silver	12 655		12 435		12 631 (2 x)	×	×	
	angelehnt	1,0 mm	silver			12 475		12 731	×	×	
	angelehnt	1,0 mm	silver	12 755		12 475		12 731 (2 x)	×	×	
		1,0 mm	silver			12 435	12 643		×	×	
		1,0 mm	silver			12 475	12 743		×	×	
				12 655				12 631		×	
										×	
				12 655 828			12 643			×	
		1,0 mm	silver			12 635		12 631	×	×	
		1,0 mm	silver	12 655			12 643		×	×	
		1,0 mm	silver		12 656	12 635		12 631 (2 x)	×	×	
		1,0 mm	graphite-grey			12 435	12 643		×	×	
		1,0 mm	graphite-grey			12 475	12 743		×	×	
		1,0 mm	graphite-grey	12 665 (0,5 m)		12 435	12 643	12 631	×	×	
		1,0 mm	grey	12 655		12 635	12 643 (2 x)		×	×	
		1,0 mm	grey	12 755		12 735	12 743 (2 x)		×	×	
		1,0 mm	grey	12 655		12 435	12 643 (2 x)		×	×	
		1,0 mm	grey	12 755		12 475	12 743 (2 x)		×	×	
		1,0 mm	grey	12 655		12 435	12 643 (2 x)		×	×	
		1,0 mm	grey	12 755		12 475	12 743 (2 x)		×	×	
		1,0 mm	galvanized	11 x 1000 mm				4-Jaws	×	×	
		1,0 mm	silver			12 635		12 642		×	
		1,0 mm	galvanized								×

G

GREASE GUNS AND ACCESSORIES

Standard grease guns



12 638

TECHNICAL DATA

- Capacity (cm³): 500
- Refilling options: 400 g grease cartridge, DIN 1284, or bulk grease
- Diameter of grease piston (mm): 8
- Grease pump piston actuation: manually lever operated
- Delivery rate/stroke (cm³): 1,2 at a grease density of 0.92 kg/dm³
- Discharge pressure up to (bar): 400
- Burst pressure system (bar): 850
- Burst pressure grease gun head (bar): 1200
- Operation of plunger rod: with L-design handle
- Sealing cover: loose
- Wall thickness of grease gun tube (mm): 1,0
- Lacquering: silver

PRODUCT BENEFITS + FEATURES

- Operates with greases up to NLGI grade 2 at 20°C
- Plunger with exactly fitting when using bulk grease or cartridge
- Acc. to DIN 1283
- TÜV - certified
- Pump piston with high accuracy of fit to the cylinder (no dummy apparent lubrication)
- Performance unchanged after 40.000 actuating cycles
- Grease gun head, zinc die casting Z 410
- Sure grip handling due to deep band knurls
- Safe handle on the plunger rod
- Slip resistant handle on grease gun lever
- Plunger rod clamp on end cap enables manual pressure to be applied to spring to compress bulk grease, or to force in the plunger in damaged cartridges
- Low effort required for lubrication due to optimum lever efficiency
- High-speed ventilation, by half a rotation of the grease gun tube

PACKAGING

- Packing unit: 10 (VVP/SBV: 1)

Abbreviations

DIN	German Institute for Standardisation (DIN standards)
NLGI	Stands for viscosity class 000 to 6, as defined by the National Lubricating Grease Institute, USA
SBV	Packaging for self-service
TÜV	Technical Inspection Agency in Germany
VVP	Sales packaging

PRODUCTS

Item-No.	Description 1	Description 2	M 10 x 1	G 1/8"	FN	ETV	PZ	GBDR	MU	2 x MU	VVP	SBV
12 638	Standard grease gun-HHFP	M 10 x 1	x									
12 638 125	Standard grease gun-HHFP	G 1/8"		x								
12 630	Standard grease gun-HHFP	M 10 x 1-PZ-MU	x				x		x			
12 630 125	Standard grease gun-HHFP	G 1/8"-PZ-MU		x			x		x			
12 630 950	Standard grease gun-HHFP	M 10 x 1-FN-ETV-PZ-MU	x		x	x			x			
12 632	Standard grease gun-HHFP	M 10 x 1-GBDR-MU	x					x	x			
12 632 125	Standard grease gun-HHFP	G 1/8"-GBDR-MU		x				x	x			
12 633	Standard grease gun-HHFP	M 10 x 1-PZ-MU-VVP	x				x		x			x
12 633 125	Standard grease gun-HHFP	G 1/8"-PZ-MU-VVP		x			x		x			x
12 633 950	Standard grease gun-HHFP	M 10 x 1-FN-ETV-PZ-MU-VVP	x		x	x	x		x			x
12 733 804	Standard grease gun-HHFP	G 1/8"-FN-ETV-PZ-MU-VVP		x	x	x	x		x			x
12 634	Standard grease gun-HHFP	M 10 x 1-GBDR-MU-VVP	x					x	x			x
12 634 125	Standard grease gun-HHFP	G 1/8"-GBDR-MU-VVP		x				x	x			x
12 634 950	Standard grease gun-HHFP	M 10 x 1-FN-ETV-GBDR-MU-VVP	x		x	x		x	x			x
12 734 804	Standard grease gun-HHFP	G 1/8"-FN-ETV-GBDR-MU-VVP		x	x	x		x	x			x
12 710	Standard grease gun-HHFP	M 10 x 1-PZ-MU-SBV	x				x		x			x
12 711	Standard grease gun-HHFP	M 10 x 1-PZ-GBDR-2 x MU-SBV	x				x	x		x		x
12 712	Standard grease gun-HHFP	M 10 x 1-FN-PZ-GBDR-2 x MU-SBV	x		x	x	x	x		x		x
12 716 125	Standard grease gun-HHFP	G 1/8" -GBDR-MU-SBV		x				x	x			x

Abbreviations

ETV	Venting valve
FN	Filling nipple
G	Whitworth Pipe Thread, cylindrical, ISO 228 (DIN 259)
GBDR	Angled spout coupler
HHFP	Manual lever grease gun
M	Metric thread, cylindrical, DIN 13
MU	Coupler
PZ	High pressure hose
SBV	Packaging for self-service
VVP	Sales packaging
ZBH	Accessories

GREASE GUNS AND ACCESSORIES

Standard grease guns, Sealing cover fixed



12 685 782

TECHNICAL DATA

- Grease gun connection, pressure-side: M 10 x 1
- Filling nipple and ventilating valve: M 10 x 1
- Refilling options: 400 g grease cartridge, DIN 1284, grease filling system or loose grease using a spatula
- Diameter of grease piston (mm): 8
- Grease pump piston actuation: manually lever operated
- Delivery rate/stroke (cm³): 1,2, at a counter-pressure of 400 bar
- Discharge pressure up to (bar): 400
- Burst pressure system (bar): 850
- Burst pressure grease gun head (bar): 1200
- Operation of plunger rod: with T-grip
- Sealing cover: fixed
- Wall thickness of grease gun tube (mm): 1,0 mm
- Lacquering: graphite-grey

SPECIFICATION

- Filling nipple (FN), M 10 x 1 male (12 670)

PRODUCT BENEFITS + FEATURES

- Operates with greases up to NLGI grade 2 at 20°C
- Plunger with exactly fitting when using bulk grease or cartridge
- Acc. to DIN 1283
- TÜV - certified
- Pump piston with high accuracy of fit to the cylinder (no dummy apparent lubrication)
- Performance unchanged after 40.000 actuating cycles
- Separate filling and ventilation valves on grease gun head
- Grease gun head, zinc die casting Z 410
- Sure grip handling due to deep band knurls
- The ergonomic handle of the plunger rod assists in overcoming the spring load
- Slip resistant handle on grease gun lever
- Fixed cap, with clamp
- Low effort required for lubrication due to optimum lever efficiency
- High-speed ventilation, by half a rotation of the grease gun tube

PACKAGING

- Packing unit: 1

Abbreviations

a	Outer / Male
DIN	German Institute for Standardisation (DIN standards)
M	Metric thread, cylindrical, DIN 13
NLGI	Stands for viscosity class 000 to 6, as defined by the National Lubricating Grease Institute, USA

PRODUCTS

Item-No.	Description 1	Description 2	300 cm ³	500 cm ³	750 cm ³	1000 cm ³
12 638 782	Standard grease gun-500 cm ³	M 10 x 1-FN-ETV-VDF		×		
12 684 782	Standard grease gun-300 cm ³	M 10 x 1-FN-ETV-VDF	×			
12 685 782	Standard grease gun-750 cm ³	M 10 x 1-FN-ETV-VDF			×	
12 686 782	Standard grease gun-1000 cm ³	M 10 x 1-FN-ETV-VDF				×

Abbreviations

ETV	Venting valve
FN	Filling nipple
M	Metric thread, cylindrical, DIN 13
VDF	Sealing cover fixed

GREASE GUNS AND ACCESSORIES

Industrial grease guns 1



12 636

TECHNICAL DATA

- Filling nipple and ventilating valve: M 10 x 1
- Capacity (cm³): 500
- Refilling options: 400 g grease cartridge, DIN 1284, grease filling system or loose grease using a spatula
- Diameter of grease piston (mm): 9
- Grease pump piston actuation: manually lever operated
- Delivery rate/stroke (cm³): proportional to the manual lever operating distance, max. 1,4
- Discharge pressure up to (bar): 400
- Burst pressure system (bar): 850
- Burst pressure grease gun head (bar): 1200
- Operation of plunger rod: with L-design handle
- Sealing cover: loose
- Wall thickness of grease gun tube (mm): 1,0

SPECIFICATION

- Filling nipple (FN), M 10 x 1 male (12 670)

PRODUCT BENEFITS + FEATURES

- Operates with greases up to NLGI grade 2 at 20°C
- Plunger with exactly fitting when using bulk grease or cartridge
- Due to the flexibility of the push rod, the plunger can be inserted into damaged cartridges or cartridges not exactly matching the standard dimensions
- Acc. to DIN 1283
- TÜV - certified
- Pump piston, cylinder and O-ring with 6 µ fit (no dummy lubrication)
- No dummy (apparent) lubrication. Sealing system: O-ring and ball valve prevent grease compressed in the grease gun head from feeding back
- Performance unchanged after 40.000 actuating cycles
- Separate filling and ventilation valves on grease gun head
- Grease gun head, zinc die casting Z 410
- Sure grip handling due to deep band knurls
- Safe handle on the plunger rod
- Slip resistant handle on grease gun lever
- Enables even under extreme backpressure, a variable lubrication pressure with steady effort applied
- Allows lubrication in difficult to reach locations because the smallest lever operation results in grease being pumped reliably to the lubrication point
- Plunger rod clamp on end cap enables manual pressure to be applied to spring to compress bulk grease, or to force in the plunger in damaged cartridges
- Push rod can be locked in any position - push rod does not have to be fully retracted to release the spring pressure on the grease (grease does not saponify)
- High-speed ventilation, by half a rotation of the grease gun tube

PACKAGING

- Sales packaging with EAN-Code (12 704: Polybag, with headcard, for hanging display)
- Packing unit: 1 (12 704: 5)

Abbreviations

a	Outer / Male
DIN	German Institute for Standardisation (DIN standards)
M	Metric thread, cylindrical, DIN 13
NLGI	Stands for viscosity class 000 to 6, as defined by the National Lubricating Grease Institute, USA

PRODUCTS

Item-No.	Description 1	Description 2	M 10 x 1	G 1/8"	PZ	GBDR	MU	2 x MU	VZ	black	SBV
12 637	Industrial grease gun 1-HHFP	M 10 x 1-G 1/8"	×						×		
12 637 101	Industrial grease gun 1-HHFP	M 10 x 1-PZ-MU	×		×		×		×		
12 636	Industrial grease gun 1-HHFP	M 10 x 1-black	×							×	
12 636 125	Industrial grease gun 1-HHFP	G 1/8" -black		×						×	
12 636 100	Industrial grease gun 1-HHFP	M 10 x 1-black-GBDR-MU	×			×	×			×	
12 636 102	Industrial grease gun 1-HHFP	G 1/8"-black-GBDR-MU		×		×	×			×	
12 636 101	Industrial grease gun 1-HHFP	M 10 x 1-black-PZ-MU	×		×		×			×	
12 636 103	Industrial grease gun 1-HHFP	G 1/8"-black-PZ-MU		×	×		×			×	
12 736 128	Industrial grease gun 1-HHFP	G 1/8"-black-PZ-GBDR-2 x MU		×	×	×		×		×	
12 704	Industrial grease gun 1-HHFP	M 10 x 1-PZ-MU-SB-packaging	×		×		×			×	×

Abbreviations

G	Whitworth Pipe Thread, cylindrical, ISO 228 (DIN 259)
GBDR	Angled spout coupler
HHFP	Manual lever grease gun
M	Metric thread, cylindrical, DIN 13
MU	Coupler
PZ	High pressure hose
SBV	Packaging for self-service
VZ	galvanized

GREASE GUNS AND ACCESSORIES

Industrial grease guns 2



12 695

TECHNICAL DATA

- Filling nipple and ventilating valve: M 10 x 1
- Capacity (cm³): 500
- Refilling options: 400 g grease cartridge, DIN 1284, grease filling system or loose grease using a spatula
- Diameter of grease piston (mm): 9
- Grease pump piston actuation: manually lever operated
- Delivery rate/stroke (cm³): proportional to the manual lever operating distance, max. 1,4
- Discharge pressure up to (bar): 400
- Burst pressure system (bar): 850
- Burst pressure grease gun head (bar): 1200
- Operation of plunger rod: with T-grip
- Sealing cover: loose
- Wall thickness of grease gun tube (mm): 1
- Lacquering: graphite-grey

SPECIFICATION

- Filling nipple (FN), M 10 x 1 male (12 670)
- Venting valve (ETV), M 10 x 1 male (85 277)
- Sales packaging with EAN-Code

PRODUCT BENEFITS + FEATURES

- Operates with greases up to NLGI grade 2 at 20°C
- Designed for use in rough conditions
- Plunger with exactly fitting when using bulk grease or cartridge
- Due to the flexibility of the push rod, the plunger can be inserted into damaged cartridges or cartridges not exactly matching the standard dimensions
- Acc. to DIN 1283
- TÜV - certified
- Pump piston, cylinder and O-ring with 6 µ fit (no dummy lubrication)
- No dummy (apparent) lubrication. Sealing system: O-ring and ball valve prevent grease compressed in the grease gun head from feeding back
- Performance unchanged after 40.000 actuating cycles
- Separate filling and ventilation valves on grease gun head
- Grease gun head, zinc die casting Z 410
- Sure grip handling due to deep band knurls
- Slip resistant handle on grease gun lever
- The ergonomic handle of the plunger rod assists in overcoming the spring load
- Enables even under extreme backpressure, a variable lubrication pressure with steady effort applied
- Allows lubrication in difficult to reach locations because the smallest lever operation results in grease being pumped reliably to the lubrication point
- Plunger rod clamp on end cap enables manual pressure to be applied to spring to compress bulk grease, or to force in the plunger in damaged cartridges
- Push rod can be locked in any position - push rod does not have to be fully retracted to release the spring pressure on the grease (grease does not saponify)
- High-speed ventilation, by half a rotation of the grease gun tube

PACKAGING

- Packing unit: 1

PRODUCTS

Item-No.	Description 1	Description 2	M 10 x 1	G 1/8"	PZ	GBDR	MU	2 x MU
12 695	Industrial grease gun 2-HHFP	M 10 x 1	×					
12 695 125	Industrial grease gun 2-HHFP	G 1/8"		×				
12 675	Industrial grease gun 2-HHFP	M 10 x 1-GBDR-MU	×			×	×	
12 679	Industrial grease gun 2-HHFP	M 10 x 1-PZ-MU	×		×		×	
12 698	Industrial grease gun 2-HHFP	M 10 x 1-PZ-GBDR-2 x MU	×		×	×		×
12 675 125	Industrial grease gun 2-HHFP	G 1/8"-GBDR-MU		×		×	×	
12 698 125	Industrial grease gun 2-HHFP	G 1/8"-PZ-GBDR-2 x MU		×	×	×		×

Abbreviations

a	Outer / Male
DIN	German Institute for Standardisation (DIN standards)
EAN	European Article Number Code (bar code)
G	Whitworth Pipe Thread, cylindrical, ISO 228 (DIN 259)
GBDR	Angled spout coupler
HHFP	Manual lever grease gun
M	Metric thread, cylindrical, DIN 13
MU	Coupler
NLGI	Stands for viscosity class 000 to 6, as defined by the National Lubricating Grease Institute, USA
PZ	High pressure hose
TÜV	Technical Inspection Agency in Germany

Industrial grease guns 2, Sealing cover fixed



12 686 780

TECHNICAL DATA

- Filling nipple and ventilating valve: M 10 x 1
- Refilling options: 400 g grease cartridge, DIN 1284, grease filling system or loose grease using a spatula
- Diameter of grease piston (mm): 9
- Grease pump piston actuation: manually lever operated
- Delivery rate/stroke (cm³): proportional to the manual lever operating distance, max. 1,4
- Discharge pressure up to (bar): 400
- Burst pressure system (bar): 850
- Burst pressure grease gun head (bar): 1200
- Operation of plunger rod: with T-grip
- Sealing cover: fixed
- Wall thickness of grease gun tube (mm): 1
- Lacquering: graphite-grey

SPECIFICATION

- Filling nipple (FN), M 10 x 1 male (12 670)
- Venting valve (ETV), M 10 x 1 male (85 277)

PRODUCT BENEFITS + FEATURES

- Operates with greases up to NLGI grade 2 at 20°C
- Designed for use in rough conditions
- Plunger with exactly fitting when using bulk grease or cartridge
- Acc. to DIN 1283
- TÜV - certified
- Pump piston with high accuracy of fit to the cylinder
- No dummy (apparent) lubrication. Sealing system: O-ring and ball valve prevent grease compressed in the grease gun head from feeding back
- Performance unchanged after 40.000 actuating cycles
- Separate filling and ventilation valves on grease gun head
- Grease gun head, zinc die casting Z 410
- Sure grip handling due to deep band knurls
- The ergonomic handle of the plunger rod assists in overcoming the spring load
- Slip resistant handle on grease gun lever
- Enables even under extreme backpressure, a variable lubrication pressure with steady effort applied
- Allows lubrication in difficult to reach locations because the smallest lever operation results in grease being pumped reliably to the lubrication point
- Fixed cap, with clamp
- High-speed ventilation, by half a rotation of the grease gun tube

PACKAGING

- Packing unit: 1

Abbreviations

a	Outer / Male
DIN	German Institute for Standardisation (DIN standards)
M	Metric thread, cylindrical, DIN 13
NLGI	Stands for viscosity class 000 to 6, as defined by the National Lubricating Grease Institute, USA

PRODUCTS

Item-No.	Description 1	Description 2	PZ	GBDR	MU	500 cm ³	750 cm ³	1000 cm ³	VVP
12 638 780	Industrial grease gun 2-HHFP	500 cm ³ -M 10 x 1-VDF				×			×
12 638 778	Industrial grease gun 2-HHFP	500 cm ³ -M 10 x 1-GBDR-MU-VDF		×	×	×			×
12 638 799	Industrial grease gun 2-HHFP	500 cm ³ -M 10 x 1-PZ-MU-VDF	×		×	×			×
12 685 780	Industrial grease gun 2-HHFP	750 cm ³ -M 10 x 1-VDF					×		
12 686 780	Industrial grease gun 2-HHFP	1000 cm ³ -M 10 x 1-VDF						×	

Abbreviations

GBDR	Angled spout coupler
HHFP	Manual lever grease gun
M	Metric thread, cylindrical, DIN 13
MU	Coupler
PZ	High pressure hose
VDF	Sealing cover fixed
VVP	Sales packaging

Industrial grease guns Elite K9



12 676

TECHNICAL DATA

- Filling nipple and ventilating valve: M 10 x 1
- Capacity (cm³): 500
- Refilling options: 400 g grease cartridge, DIN 1284, grease filling system or loose grease using a spatula
- Diameter of grease piston (mm): 9
- Grease pump piston actuation: manually lever operated
- Delivery rate/stroke (cm³): proportional to the manual lever operating distance, max. 1,4
- Discharge pressure up to (bar): 400
- Burst pressure system (bar): 850
- Burst pressure grease gun head (bar): 1200
- Operation of plunger rod: with T-grip
- Sealing cover: loose
- Wall thickness of grease gun tube (mm): 1
- Lacquering: graphite-grey

SPECIFICATION

- Filling nipple (FN), M 10 x 1 male (12 670)
- Sales packaging with EAN-Code

PRODUCT BENEFITS + FEATURES

- Operates with greases up to NLGI grade 2 at 20°C
- Designed for use in rough conditions, wall thickness grease gun tube: 1 mm
- Plunger with exactly fitting when using bulk grease or cartridge
- Acc. to DIN 1283
- TÜV - certified
- Pump piston, cylinder and O-ring with 6 µ fit (no dummy lubrication)
- No dummy (apparent) lubrication. Sealing system: O-ring and ball valve prevent grease compressed in the grease gun head from feeding back
- Performance unchanged after 40.000 actuating cycles
- Grease gun head, zinc die casting Z 410
- Sure grip handling due to deep band knurls
- The ergonomic handle of the plunger rod assists in overcoming the spring load
- Slip resistant handle on grease gun lever
- Enables even under extreme backpressure, a variable lubrication pressure with steady effort applied
- Allows lubrication in difficult to reach locations because the smallest lever operation results in grease being pumped reliably to the lubrication point
- Damaged cartridges can easily be removed
- Push rod can be locked in any position - push rod does not have to be fully retracted to release the spring pressure on the grease (grease does not saponify)
- High-speed ventilation, by half a rotation of the grease gun tube

PACKAGING

- Packing unit: 1

PRODUCTS

Item-No.	Description 1	Description 2	M 10 x 1	G 1/8"	FN	ETV	PZ	GBDR	MU	2 x MU	500	750
											cm ³	cm ³
12 676	Industrial grease gun 3 ELITE K9	500 cm ³ -M 10 x 1-G 1/8"-FN-ETV	×	×	×	×					×	
12 676 302	Industrial grease gun 3 ELITE K9	500 cm ³ -M 10 x 1-FN-ETV-PZ-MU	×		×	×	×		×		×	
12 676 040	Industrial grease gun 3 ELITE K9	500 cm ³ -M 10 x 1-G 1/8"-FN-PZ-GBDR-2 x MU	×	×	×		×	×		×	×	
12 678	Industrial grease gun 3 ELITE K9	750 cm ³ -M 10 x 1-G 1/8"-FN-ETV	×	×	×	×						×
12 678 302	Industrial grease gun 3 ELITE K9	750 cm ³ -M 10 x 1-G 1/8"-FN-ETV-PZ-MU	×	×	×	×	×		×			×

Abbreviations

a	Outer / Male
DIN	German Institute for Standardisation (DIN standards)
EAN	European Article Number Code (bar code)
ETV	Venting valve
FN	Filling nipple
G	Whitworth Pipe Thread, cylindrical, ISO 228 (DIN 259)
GBDR	Angled spout coupler
M	Metric thread, cylindrical, DIN 13
MU	Coupler
NLGI	Stands for viscosity class 000 to 6, as defined by the National Lubricating Grease Institute, USA
PZ	High pressure hose

GREASE GUNS AND ACCESSORIES

Product benefits + features One hand grease gun 2014.1



SINGLE HAND OPERATION

- The construction allows a single hand operated lubrication for an easy work in restricted areas
- Ergonomic handle, non-slip, excellent power transfer and handling



CALIBRATION VOLUME / PRESSURE


- Can be switched with the hand grip from grease delivery with high volume to high pressure

Calibration Volume

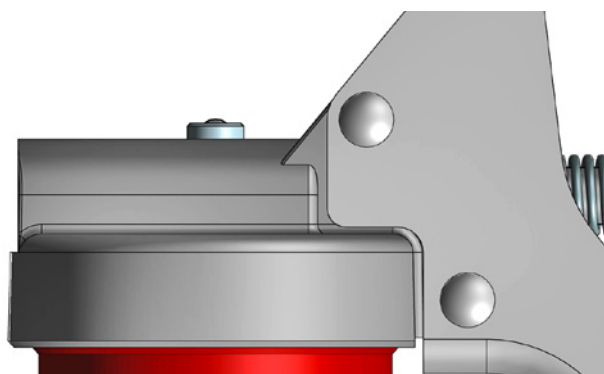
- Delivery rate/stroke (cm³): 1,1
- Max. delivery pressure (bar): 200

Calibration Pressure

- Delivery rate/stroke (cm³): 0,7
- Max. delivery pressure (bar): 300

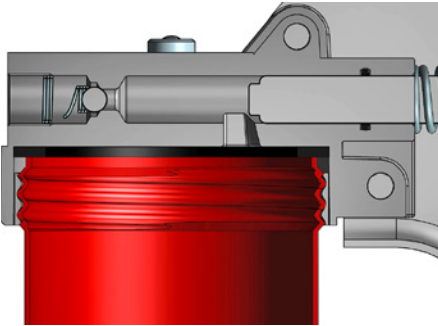


DIFFERENT GREASE GUN COLOURS FOR DIFFERENT GREASE TYPES



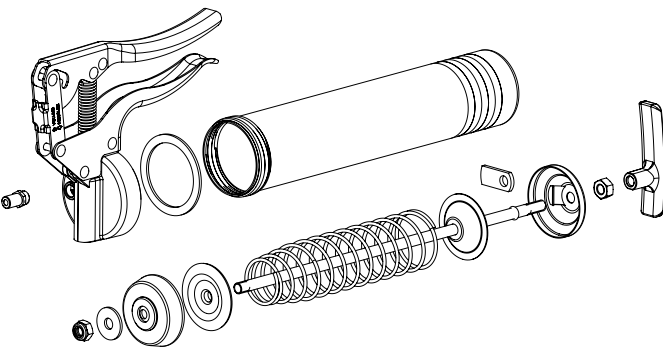
GREASE GUN HEAD ZINC DIE CASTING Z 410

- one-piece
- pressure resistant
- safe




ROLLED THREAD

- Rolled thread on the grease gun tube resists damage from impact and allows quick and easy screwing-in by 1,5 turns



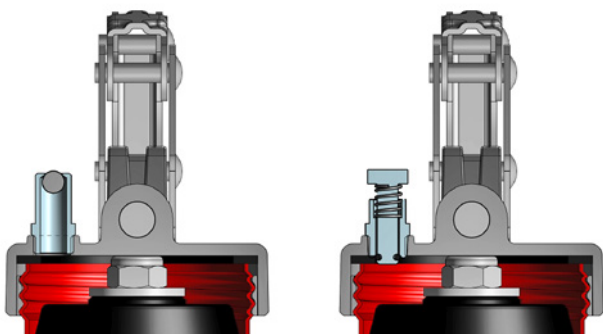
CLEANING – SPARE PARTS

- Easy to clean – Each component group and parts can be supplied as spare parts



GREASE PRESSURE RELIEF

- Push rod can be locked in any position - push rod does not have to be fully retracted to release the spring pressure on the grease (grease does not saponify)
- Damaged cartridges can easily be removed

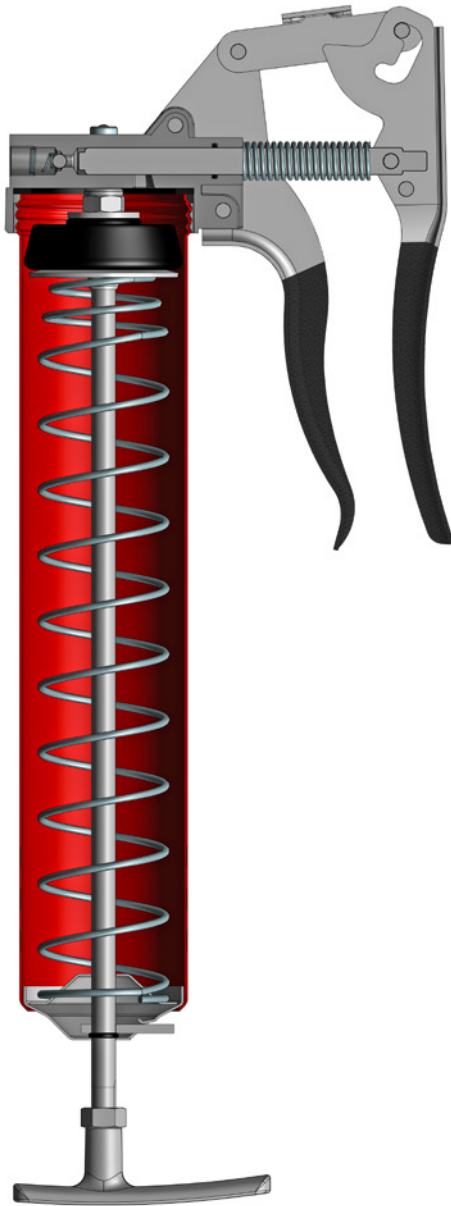


FILLING NIPPLE ODER VENTING VALVE

- Filling nipple (FN), M 10 x 1 male (12 670)
- Venting valve (ETV), M 10 x 1 male (85 277)

GREASE GUNS AND ACCESSORIES

One hand grease gun 2014.1



TECHNICAL DATA

- Capacity (cm³): 500
- Refilling options: 400 g grease cartridge, DIN 1284, grease gun filling system or bulk grease
- Grease pump piston actuation: manual, by means of pressure grip

Calibration Volume

- Delivery rate/stroke (cm³): 1,1
- Max. delivery pressure (bar): 200

Calibration Pressure

- Delivery rate/stroke (cm³): 0,7
- Max. delivery pressure (bar): 300

SPECIFICATION

- Grease gun head, zinc die casting Z 410
- Dismantleable and movable push rod system
- T-grip, optimized grip and pressure optimized
- Ergonomic handle, non-slip, excellent power transfer and handling
- Packed in single carton box

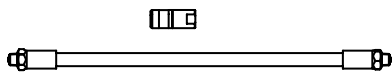
PRODUCT BENEFITS + FEATURES

- The construction allows a single hand operated lubrication for an easy work in restricted areas
- Can be switched with the hand grip from grease delivery with high volume to high pressure
- Due to the flexibility of the push rod, the plunger can be inserted into damaged cartridges or cartridges not exactly matching the standard dimensions
- Damaged cartridges can easily be removed
- Push rod can be locked in any position - push rod does not have to be fully retracted to release the spring pressure on the grease (grease does not saponify)
- The ease of dismantling permits simple cleaning
- Rolled thread on the grease gun tube resists damage from impact and allows quick and easy screwing-in by 1,5 turns
- High-speed ventilation, by half a rotation of the grease gun tube
- Designed for use in rough conditions
- Similar to DIN 1283

PACKAGING

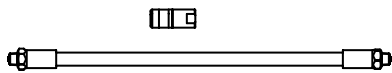
- Packing unit: 1

Accessories sets One hand grease guns 2014.1



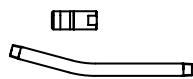
ACCESSORIES SET 1

- High pressure hose, M 10 x 1 male, 11 x 300 mm, with sealing ring (12 655 828)
- Coupler, 4 jaws, M 10 x 1 (12 631)



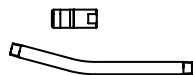
ACCESSORIES SET 2

- High pressure hose, G 1/8" male, 11 x 300 mm, with sealing ring (12 755 828)
- Coupler, 4 jaws, G 1/8" (12 731)



ACCESSORIES SET 3

- Angled spout, M 10 x 1, 150 mm (12 635)
- Coupler, 4 jaws, M 10 x 1 (12 631)



ACCESSORIES SET 4

- Angled spout, G 1/8", 150 mm (12 735)
- Coupler, 4 jaws, G 1/8" (12 731)



Abbreviations

a	Outer / Male
DIN	German Institute for Standardisation (DIN standards)
G	Whitworth Pipe Thread, cylindrical, ISO 228 (DIN 259)
M	Metric thread, cylindrical, DIN 13
NLGI	Stands for viscosity class 000 to 6, as defined by the National Lubricating Grease Institute, USA

GREASE GUNS AND ACCESSORIES

One hand grease gun 2014.1 - M 10 x 1 with Filling nipple



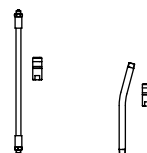
14 400 211

SPECIFICATION

- Filling nipple (FN), M 10 x 1 male (12 670)

PACKAGING

- Packing unit: 1



PRODUCTS

Item-No.	Description 1	Description 2	without ZBH	ZBH Set 1	ZBH Set 3	Colour
14 400 211	One hand grease gun 2014.1 M 10 x 1	FN-black-without ZBH	×			■
14 400 221	One hand grease gun 2014.1 M 10 x 1	FN-silver-without ZBH	×			■
14 400 231	One hand grease gun 2014.1 M 10 x 1	FN-red-without ZBH	×			■
14 400 241	One hand grease gun 2014.1 M 10 x 1	FN-blue-without ZBH	×			■
14 400 251	One hand grease gun 2014.1 M 10 x 1	FN-green-without ZBH	×			■
14 400 261	One hand grease gun 2014.1 M 10 x 1	FN-yellow-without ZBH	×			■
14 400 271	One hand grease gun 2014.1 M 10 x 1	FN-VZ-without ZBH	×			■
14 401 211	One hand grease gun 2014.1 M 10 x 1	FN-black-ZBH-Set 1		×		■
14 401 221	One hand grease gun 2014.1 M 10 x 1	FN-silver-ZBH-Set 1		×		■
14 401 231	One hand grease gun 2014.1 M 10 x 1	FN-red-ZBH-Set 1		×		■
14 401 241	One hand grease gun 2014.1 M 10 x 1	FN-blue-ZBH-Set 1		×		■
14 401 251	One hand grease gun 2014.1 M 10 x 1	FN-green-ZBH-Set 1		×		■
14 401 261	One hand grease gun 2014.1 M 10 x 1	FN-yellow-ZBH-Set 1		×		■
14 401 271	One hand grease gun 2014.1 M 10 x 1	FN-VZ-ZBH-Set 1		×		■
14 411 211	One hand grease gun 2014.1 M 10 x 1	FN-black-ZBH-Set 3			×	■
14 411 221	One hand grease gun 2014.1 M 10 x 1	FN-silver-ZBH-Set 3			×	■
14 411 231	One hand grease gun 2014.1 M 10 x 1	FN-red-ZBH-Set 3			×	■
14 411 241	One hand grease gun 2014.1 M 10 x 1	FN-blue-ZBH-Set 3			×	■
14 411 251	One hand grease gun 2014.1 M 10 x 1	FN-green-ZBH-Set 3			×	■
14 411 261	One hand grease gun 2014.1 M 10 x 1	FN-yellow-ZBH-Set 3			×	■
14 411 271	One hand grease gun 2014.1 M 10 x 1	FN-VZ-ZBH-Set 3			×	■

Abbreviations

a	Outer / Male
FN	Filling nipple
M	Metric thread, cylindrical, DIN 13
VZ	galvanized
ZBH	Accessories

One hand grease gun 2014.1 - M 10 x 1 with Venting valve



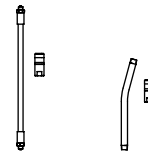
14 400 421

SPECIFICATION

- Venting valve (ETV), M 10 x 1 male (85 277)

PACKAGING

- Packing unit: 1



PRODUCTS

Item-No.	Description 1	Description 2	without ZBH	ZBH Set 1	ZBH Set 3	Colour
14 400 411	One hand grease gun 2014.1 M 10 x 1	ETV-black-without ZBH	×			Black
14 400 421	One hand grease gun 2014.1 M 10 x 1	ETV-silver-without ZBH	×			Silver
14 400 431	One hand grease gun 2014.1 M 10 x 1	ETV-red-without ZBH	×			Red
14 400 441	One hand grease gun 2014.1 M 10 x 1	ETV-blue-without ZBH	×			Blue
14 400 451	One hand grease gun 2014.1 M 10 x 1	ETV-green-without ZBH	×			Green
14 400 461	One hand grease gun 2014.1 M 10 x 1	ETV-yellow-without ZBH	×			Yellow
14 400 471	One hand grease gun 2014.1 M 10 x 1	ETV-VZ-without ZBH	×			White
14 401 411	One hand grease gun 2014.1 M 10 x 1	ETV-black-ZBH-Set 1		×		Black
14 401 421	One hand grease gun 2014.1 M 10 x 1	ETV-silver-ZBH-Set 1		×		Silver
14 401 431	One hand grease gun 2014.1 M 10 x 1	ETV-red-ZBH-Set 1		×		Red
14 401 441	One hand grease gun 2014.1 M 10 x 1	ETV-blue-ZBH-Set 1		×		Blue
14 401 451	One hand grease gun 2014.1 M 10 x 1	ETV-green-ZBH-Set 1		×		Green
14 401 461	One hand grease gun 2014.1 M 10 x 1	ETV-yellow-ZBH-Set 1		×		Yellow
14 401 471	One hand grease gun 2014.1 M 10 x 1	ETV-VZ-ZBH-Set 1		×		White
14 411 411	One hand grease gun 2014.1 M 10 x 1	ETV-black-ZBH-Set 3			×	Black
14 411 421	One hand grease gun 2014.1 M 10 x 1	ETV-silver-ZBH-Set 3			×	Silver
14 411 431	One hand grease gun 2014.1 M 10 x 1	ETV-red-ZBH-Set 3			×	Red
14 411 441	One hand grease gun 2014.1 M 10 x 1	ETV-blue-ZBH-Set 3			×	Blue
14 411 451	One hand grease gun 2014.1 M 10 x 1	ETV-green-ZBH-Set 3			×	Green
14 411 461	One hand grease gun 2014.1 M 10 x 1	ETV-yellow-ZBH-Set 3			×	Yellow
14 411 471	One hand grease gun 2014.1 M 10 x 1	ETV-VZ-ZBH-Set 3			×	White

Abbreviations

a	Outer / Male
ETV	Venting valve
M	Metric thread, cylindrical, DIN 13
VZ	galvanized
ZBH	Accessories

GREASE GUNS AND ACCESSORIES

One hand grease gun 2014.1 - G 1/8" with Filling nipple



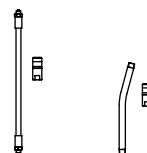
14 400 231

SPECIFICATION

- Filling nipple (FN), M 10 x 1 male (12 670)

PACKAGING

- Packing unit: 1



PRODUCTS

Item-No.	Description 1	Description 2	without ZBH	ZBH Set 2	ZBH Set 4	Colour
14 400 212	One hand grease gun 2014.1 G 1/8"	FN-black-without ZBH	×			■
14 400 222	One hand grease gun 2014.1 G 1/8"	FN-silver-without ZBH	×			■
14 400 232	One hand grease gun 2014.1 G 1/8"	FN-red-without ZBH	×			■
14 400 242	One hand grease gun 2014.1 G 1/8"	FN-blue-without ZBH	×			■
14 400 252	One hand grease gun 2014.1 G 1/8"	FN-green-without ZBH	×			■
14 400 262	One hand grease gun 2014.1 G 1/8"	FN-yellow-without ZBH	×			■
14 400 272	One hand grease gun 2014.1 G 1/8"	FN-VZ-without ZBH	×			■
14 402 212	One hand grease gun 2014.1 G 1/8"	FN-black-ZBH-Set 2		×		■
14 402 222	One hand grease gun 2014.1 G 1/8"	FN-silver-ZBH-Set 2		×		■
14 402 232	One hand grease gun 2014.1 G 1/8"	FN-red-ZBH-Set 2		×		■
14 402 242	One hand grease gun 2014.1 G 1/8"	FN-blue-ZBH-Set 2		×		■
14 402 252	One hand grease gun 2014.1 G 1/8"	FN-green-ZBH-Set 2		×		■
14 402 262	One hand grease gun 2014.1 G 1/8"	FN-yellow-ZBH-Set 2		×		■
14 402 272	One hand grease gun 2014.1 G 1/8"	FN-VZ-ZBH-Set 2		×		■
14 412 212	One hand grease gun 2014.1 G 1/8"	FN-black-ZBH-Set 4			×	■
14 412 222	One hand grease gun 2014.1 G 1/8"	FN-silver-ZBH-Set 4			×	■
14 412 232	One hand grease gun 2014.1 G 1/8"	FN-red-ZBH-Set 4			×	■
14 412 242	One hand grease gun 2014.1 G 1/8"	FN-blue-ZBH-Set 4			×	■
14 412 252	One hand grease gun 2014.1 G 1/8"	FN-green-ZBH-Set 4			×	■
14 412 262	One hand grease gun 2014.1 G 1/8"	FN-yellow-ZBH-Set 4			×	■
14 412 272	One hand grease gun 2014.1 G 1/8"	FN-VZ-ZBH-Set 4			×	■

Abbreviations

a	Outer / Male
FN	Filling nipple
G	Whitworth Pipe Thread, cylindrical, ISO 228 (DIN 259)
M	Metric thread, cylindrical, DIN 13
VZ	galvanized
ZBH	Accessories

One hand grease gun 2014.1 - G 1/8" with Venting valve



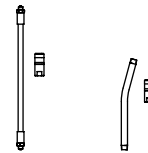
14 400 441

SPECIFICATION

- Venting valve (ETV), M 10 x 1 male (85 277)

PACKAGING

- Packing unit: 1



PRODUCTS

Item-No.	Description 1	Description 2	without ZBH	ZBH Set 2	ZBH Set 4	Colour
14 400 412	One hand grease gun 2014.1 G 1/8"	ETV-black-without ZBH	×			Black
14 400 422	One hand grease gun 2014.1 G 1/8"	ETV-silver-without ZBH	×			Silver
14 400 432	One hand grease gun 2014.1 G 1/8"	ETV-red-without ZBH	×			Red
14 400 442	One hand grease gun 2014.1 G 1/8"	ETV-blue-without ZBH	×			Blue
14 400 452	One hand grease gun 2014.1 G 1/8"	ETV-green-without ZBH	×			Green
14 400 462	One hand grease gun 2014.1 G 1/8"	ETV-yellow-without ZBH	×			Yellow
14 400 472	One hand grease gun 2014.1 G 1/8"	ETV-VZ-without ZBH	×			White
14 402 412	One hand grease gun 2014.1 G 1/8"	ETV-black-ZBH-Set 2		×		Black
14 402 422	One hand grease gun 2014.1 G 1/8"	ETV-silver-ZBH-Set 2		×		Silver
14 402 432	One hand grease gun 2014.1 G 1/8"	ETV-red-ZBH-Set 2		×		Red
14 402 442	One hand grease gun 2014.1 G 1/8"	ETV-blue-ZBH-Set 2		×		Blue
14 402 452	One hand grease gun 2014.1 G 1/8"	ETV-green-ZBH-Set 2		×		Green
14 402 462	One hand grease gun 2014.1 G 1/8"	ETV-yellow-ZBH-Set 2		×		Yellow
14 402 472	One hand grease gun 2014.1 G 1/8"	ETV-VZ-ZBH-Set 2		×		White
14 412 412	One hand grease gun 2014.1 G 1/8"	ETV-black-ZBH-Set 4			×	Black
14 412 422	One hand grease gun 2014.1 G 1/8"	ETV-silver-ZBH-Set 4			×	Silver
14 412 432	One hand grease gun 2014.1 G 1/8"	ETV-red-ZBH-Set 4			×	Red
14 412 442	One hand grease gun 2014.1 G 1/8"	ETV-blue-ZBH-Set 4			×	Blue
14 412 452	One hand grease gun 2014.1 G 1/8"	ETV-green-ZBH-Set 4			×	Green
14 412 462	One hand grease gun 2014.1 G 1/8"	ETV-yellow-ZBH-Set 4			×	Yellow
14 412 472	One hand grease gun 2014.1 G 1/8"	ETV-VZ-ZBH-Set 4			×	White

Abbreviations

a	Outer / Male
ETV	Venting valve
G	Whitworth Pipe Thread, cylindrical, ISO 228 (DIN 259)
M	Metric thread, cylindrical, DIN 13
VZ	galvanized
ZBH	Accessories

GREASE GUNS AND ACCESSORIES

One hand grease guns



12 250

TECHNICAL DATA

- Filling nipple: M 10 x 1
- Capacity (cm³): 500
- Refilling options: 400 g grease cartridge, DIN 1284, grease gun filling system or bulk grease
- Diameter of grease piston (mm): 8
- Grease pump piston actuation: manual, by means of pressure grip
- Delivery rate/stroke (cm³): 0,8
- Max. delivery pressure (bar): 260
- Burst pressure system (bar): 850
- Burst pressure grease gun head (bar): 1200
- Operation of plunger rod: with L-design handle
- Sealing cover: loose
- Wall thickness of grease gun tube (mm): 1,0
- Lacquering: silver

SPECIFICATION

- Filling nipple (FN), M 10 x 1 male (12 670)
- Sales packaging with EAN-Code

PRODUCT BENEFITS + FEATURES

- Operates with greases up to NLGI grade 2 at 20°C
- Plunger with exactly fitting when using bulk grease or cartridge
- Similar to DIN 1283
- Pump piston with high accuracy of fit to the cylinder (no dummy apparent lubrication)
- Performance unchanged after 40.000 actuating cycles
- Grease gun head, zinc die casting Z 410
- Sure grip handling due to deep band knurls
- Safe handle on the plunger rod
- Plunger rod clamp on end cap enables manual pressure to be applied to spring to compress bulk grease, or to force in the plunger in damaged cartridges
- High-speed ventilation, by half a rotation of the grease gun tube

PACKAGING

- Packing unit: 1

Abbreviations

a	Outer / Male
DIN	German Institute for Standardisation (DIN standards)
M	Metric thread, cylindrical, DIN 13
NLGI	Stands for viscosity class 000 to 6, as defined by the National Lubricating Grease Institute, USA

PRODUCTS

Item-No.	Description 1	Description 2	M 10 x 1	G 1/8"	PZ	GRDR	MU	2 x MU
12 250	One hand grease gun-EHFP	M 10 x 1-GRDR-MU	×			×	×	
12 250 950	One hand grease gun-EHFP	M 10 x 1-PZ-GRDR-MU	×		×	×	×	
12 254	One hand grease gun-EHFP	M 10 x 1-PZ-GRDR-2 x MU	×		×	×		×
12 270	One hand grease gun-EHFP	G 1/8"-GRDR-MU		×		×	×	
12 274	One hand grease gun-EHFP	G 1/8"-PZ-GRDR-2 x MU		×	×	×		×

Abbreviations

EHFP	One hand grease gun
G	Whitworth Pipe Thread, cylindrical, ISO 228 (DIN 259)
GRDR	Straight spout coupler
M	Metric thread, cylindrical, DIN 13
MU	Coupler
PZ	High pressure hose

GREASE GUNS AND ACCESSORIES

One hand grease guns



12 226

TECHNICAL DATA

- Filling nipple: M 10 x 1
- Capacity (cm³): 125
- Refilling options: grease gun filling system or bulk grease
- Diameter of grease piston (mm): 8
- Grease pump piston actuation: manual, by means of pressure grip
- Delivery rate/stroke (cm³): 0,4
- Discharge pressure up to (bar): 550
- Burst pressure system (bar): 850
- Burst pressure grease gun head (bar): 1200
- Operation of plunger rod: with L-design handle
- Sealing cover: loose
- Wall thickness of grease gun tube (mm): 1,0
- Lacquering: silver

SPECIFICATION

- Filling nipple (FN), M 10 x 1 male (12 670)
- Sales packaging with EAN-Code

PRODUCT BENEFITS + FEATURES

- Operates with greases up to NLGI grade 2 at 20°C
- Contoured plunger, tight fitting, with bulk grease
- Pump piston with high accuracy of fit to the cylinder (no dummy apparent lubrication)
- Performance unchanged after 40.000 actuating cycles
- Grease gun head, zinc die casting Z 410
- Safe handle on the plunger rod
- Plunger rod clamp on end cap enables manual pressure to be applied to spring to compress bulk grease
- High-speed ventilation, by half a rotation of the grease gun tube

PACKAGING


- Packing unit: 1

PRODUCTS

Item-No.	Description 1	Description 2	M 10 x 1	G 1/8"
12 226	One hand grease gun-EHFP	125 cm ³ -M 10 x 1-GRDR-MU	×	
12 276	One hand grease gun-EHFP	125 cm ³ -G 1/8"-GRDR-MU		×

Abbreviations

a	Outer / Male
EAN	European Article Number Code (bar code)
EHFP	One hand grease gun
G	Whitworth Pipe Thread, cylindrical, ISO 228 (DIN 259)
GRDR	Straight spout coupler
M	Metric thread, cylindrical, DIN 13
MU	Coupler
NLGI	Stands for viscosity class 000 to 6, as defined by the National Lubricating Grease Institute, USA



TECHNICAL DATA

- Grease gun connection, pressure-side: M 10 x 1
- Refilling options: 500-g-screw-in cartridge (12 524)
- Grease pump piston actuation: manual, by means of pressure grip
- Surface treatment: galvanized

Calibration Volume

- Delivery rate/stroke (cm³): 1,1
- Max. delivery pressure (bar): 200

Calibration Pressure

- Delivery rate/stroke (cm³): 0,7
- Max. delivery pressure (bar): 300

SPECIFICATION

- Adapter for 500-g-screw-in cartridges (12 310)
- Coupler, 4 jaws, M 10 x 1 (12 631)
- Galvanized parts: grip, lever, pulling strap
- Grease gun head, zinc die casting Z 410
- Sales packaging with EAN-Code

PRODUCT BENEFITS + FEATURES

- Operates with greases up to NLGI grade 2 at 20°C
- The construction allows a single hand operated lubrication for an easy work in restricted areas
- Can be switched with the hand grip from grease delivery with high volume to high pressure

PACKAGING

- Packing unit: 1

PRODUCTS

Item-No.	Description 1	Description 2
12 845	One hand grease gun-EHFP	M 10 x 1-PZ-MU

Abbreviations

a	Outer / Male
BA	Jaws
EAN	European Article Number Code (bar code)
EHFP	One hand grease gun
PZ	High pressure hose
M	Metric thread, cylindrical, DIN 13
MU	Coupler
NLGI	Stands for viscosity class 000 to 6, as defined by the National Lubricating Grease Institute, USA

GREASE GUNS AND ACCESSORIES

Two-hand grease guns



12 850

TECHNICAL DATA

- Connection druckseitig: M 10 x 1
- Diameter of grease piston (mm): 10
- Max. delivery pressure (bar): 400
- Burst pressure system (bar): 850
- Burst pressure grease gun head (bar): 1200
- Delivery rate stroke (cm³): max. 2 at a grease density of 0.92 kg/dm³, tested with EP2 multi-purpose grease
- Filling: 500-g-screw-in cartridge (12 524)

SPECIFICATION

- With hose holder
- Retention adapter; G 1/8" female, M 10 x 1 male (12 016)
- Sales packaging with EAN-Code

PRODUCT BENEFITS + FEATURES

- Operates with greases up to NLGI grade 2 at 20°C
- Complete emptying of the cartridge
- Easy operating by vacuum generation
- Pump piston, cylinder and O-ring with 6 µ fit (no dummy lubrication)
- Quick and clean exchange of cartridges
- Environmental friendly, cartridge can be emptied completely
- Permanent control of filling level and type of grease
- Ergonomic handgrips, slip resistant

PACKAGING

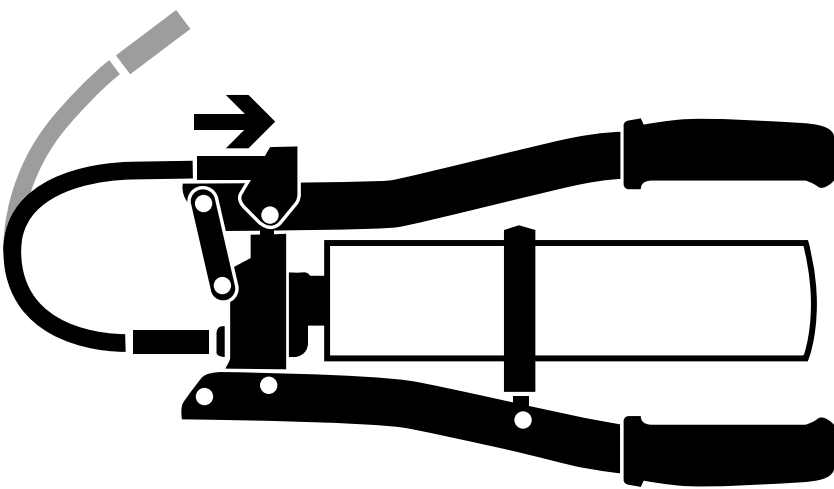
- Packing unit: 1

PRODUCTS

Item-No.	Description 1	Description 2	PZ	MU
12 850	Two-hand grease gun-ZHFP	M 10 x 1-G 1/8"		
12 851	Two-hand grease gun-ZHFP	M 10 x 1-PZ-MU	×	×

Abbreviations

a	Outer / Male
G	Whitworth Pipe Thread, cylindrical, ISO 228 (DIN 259)
i	Inside / Female
M	Metric thread, cylindrical, DIN 13
MU	Coupler
NLGI	Stands for viscosity class 000 to 6, as defined by the National Lubricating Grease Institute, USA
PZ	High pressure hose



GREASE GUNS AND ACCESSORIES

Compressed air grease guns DL and DLplus



18 071

TECHNICAL DATA

- Grease gun connection, pressure-side: M 10 x 1
- Filling nipple: M 10 x 1
- Capacity (cm³): 500
- Refilling options: 400 g grease cartridge, DIN 1284, grease gun filling system or bulk grease
- Pressure ratio: 50:1
- Grease supply into the grease gun head: spring operated
- Diameter of grease piston (mm): 6
- Grease pump piston actuation: single-stroke grease supply
- Delivery rate/stroke (cm³): 0,8
- Recommended air pressure (bar): 6
- Min. air pressure (bar): 2
- Max. air pressure (bar): 8
- Pump pressure at 8 bar air pressure (bar): 400
- Burst pressure system (bar): 850
- Burst pressure grease gun head (bar): 1200
- Operation of plunger rod: with L-design handle
- Sealing cover: loose
- Wall thickness of grease gun tube (mm): 1,0
- Lacquering: silver

SPECIFICATION

- Filling nipple (FN), M 10 x 1 male (12 670)
- Sales packaging with EAN-Code

PRODUCT BENEFITS + FEATURES

- Operates with greases up to NLGI grade 2 at 20°C
- Plunger with exactly fitting when using bulk grease or cartridge
- Pump piston with high accuracy of fit to the cylinder (no dummy apparent lubrication)
- Performance unchanged after 40.000 actuating cycles
- Grease gun head, zinc die casting Z 410
- Sure grip handling due to deep band knurls
- Safe handle on the plunger rod
- Plunger rod clamp on end cap enables manual pressure to be applied to spring to compress bulk grease, or to force in the plunger in damaged cartridges
- High-speed ventilation, by half a rotation of the grease gun tube

PACKAGING

- Packing unit: 1

Abbreviations

a	Outer / Male
DIN	German Institute for Standardisation (DIN standards)
EAN	European Article Number Code (bar code)
NLGI	Stands for viscosity class 000 to 6, as defined by the National Lubricating Grease Institute, USA

PRODUCTS

Item-No.	Description 1	Description 2	M 10 x 1	PZ	GBDR	MU	Compressed air connection
18 071	Compressed air grease gun-DL	M 10 x 1-GBDR-MU	×		×	×	Hose nozzle, 6 mm, for hose, DN 6 (20 132)
18 072	Compressed air grease gun-DLplus	M 10 x 1-PZ-MU	×	×		×	female Rectus quick release airline connector, type 26 Compressed air

Abbreviations

DL	Compressed air
DN	Inner diameter, in millimetres
GBDR	Angled spout coupler
M	Metric thread, cylindrical, DIN 13
MU	Coupler
PZ	High pressure hose

GREASE GUNS AND ACCESSORIES

Compressed air grease guns DLkombi



TECHNICAL DATA

- Grease gun connection, pressure-side: M 10 x 1
- Filling nipple DLFP: M 10 x 1
- Capacity (cm³): 500
- Refilling options DLFP: 400 g grease cartridge, DIN 1284, grease gun filling system or bulk grease
- Refilling options HHFP: 400 g grease cartridge, DIN 1284, or bulk grease
- Pressure ratio DLFP: 50:1
- Grease supply into the grease gun head: spring operated
- Diameter of grease piston DLFP (mm): 6
- Grease pump piston actuation DLFP: single-stroke grease supply
- Delivery rate/stroke DLFP (cm³): 0,8
- Recommended air pressure (bar): 6
- Min. air pressure (bar): 2
- Max. air pressure (bar): 8
- Compressed air connection: Hose nozzle, 6 mm, for hose, DN 6 (20 132)
- Pump pressure at 8 bar air pressure (bar): 400
- Diameter of grease piston HHFP (mm): 8
- Grease pump piston actuation HHFP: manually lever operated
- Delivery rate/stroke HHFP (cm³): 1,2, at a counter-pressure of 400 bar
- Förderdruck HHFP (bar): bis 400
- Burst pressure system (bar): 850
- Burst pressure grease gun head (bar): 1200
- Operation of plunger rod: with L-design handle
- Sealing cover: loose
- Wall thickness of grease gun tube (mm): 1,0
- Lacquering: silver

SPECIFICATION

- Filling nipple (FN), M 10 x 1 male (12 670)
- With additional grease gun head and lever assembly for conversion to lever operation
- High pressure hose, M 10 x 1 male, 8 x 300 mm (12 656)
- Angled spout, M 10 x 1, 150 mm (12 635)
- 2 Couplers, 4 jaws, turned, M 10 x 1 (12 631)
- Sales packaging with EAN-Code

PRODUCT BENEFITS + FEATURES

- Operates with greases up to NLGI grade 2 at 20°C
- Plunger with exactly fitting when using bulk grease or cartridge
- Pump piston with high accuracy of fit to the cylinder (no dummy apparent lubrication)
- Performance unchanged after 40.000 actuating cycles
- Grease gun head, zinc die casting Z 410
- Sure grip handling due to deep band knurls
- Safe handle on the plunger rod
- Plunger rod clamp on end cap enables manual pressure to be applied to spring to compress bulk grease, or to force in the plunger in damaged cartridges
- Low effort required for lubrication due to optimum lever efficiency
- High-speed ventilation, by half a rotation of the grease gun tube

PACKAGING

- Packing unit: 1

PRODUCTS

Item-No.	Description 1	Description 2
18 074	Compressed air grease gun-DLkombi	M 10 x 1-PZ-GBDR-2 x MU

Abbreviations

a	Outer / Male
BA	Jaws
DIN	German Institute for Standardisation (DIN standards)
DL	Compressed air
DN	Inner diameter, in millimetres
EAN	European Article Number Code (bar code)
GBDR	Angled spout coupler
HHFP	Manual lever grease gun
M	Metric thread, cylindrical, DIN 13
MU	Coupler
NLGI	Stands for viscosity class 000 to 6, as defined by the National Lubricating Grease Institute, USA
PZ	High pressure hose

GREASE GUNS AND ACCESSORIES

Compressed air grease guns DLautomatic



18 073

TECHNICAL DATA

- Filling nipple: M 10 x 1
- Capacity (cm³): 500
- Refilling options: 400 g grease cartridge, DIN 1284, grease gun filling system or bulk grease
- Pressure ratio: 50:1
- Grease supply into the grease gun head: spring operated
- Diameter of grease piston (mm): 6
- Grease pump piston actuation: air operated providing a continuous grease flow
- Delivery rate/stroke (cm³): 0,8
- Recommended air pressure (bar): 6
- Min. air pressure (bar): 2
- Max. air pressure (bar): 8
- Compressed air connection: female Rectus quick release airline connector, type 26
- Pump pressure at 8 bar air pressure (bar): 400
- Burst pressure system (bar): 850
- Burst pressure grease gun head (bar): 1200
- Operation of plunger rod: with L-design handle
- Sealing cover: loose
- Wall thickness of grease gun tube (mm): 1,0
- Lacquering: graphite-grey

SPECIFICATION

- Filling nipple (FN), M 10 x 1 male (12 670)
- Sales packaging with EAN-Code

PRODUCT BENEFITS + FEATURES

- Operates with greases up to NLGI grade 2 at 20°C
- Plunger with exactly fitting when using bulk grease or cartridge
- Pump piston with high accuracy of fit to the cylinder (no dummy apparent lubrication)
- Performance unchanged after 40.000 actuating cycles
- Separate filling and ventilation valves on grease gun head
- Grease gun head, zinc die casting Z 410
- Sure grip handling due to deep band knurls
- Safe handle on the plunger rod
- Plunger rod clamp on end cap enables manual pressure to be applied to spring to compress bulk grease, or to force in the plunger in damaged cartridges
- High-speed ventilation, by half a rotation of the grease gun tube

PACKAGING

- Packing unit: 1

Abbreviations

a	Outer / Male
DIN	German Institute for Standardisation (DIN standards)
EAN	European Article Number Code (bar code)
NLGI	Stands for viscosity class 000 to 6, as defined by the National Lubricating Grease Institute, USA

PRODUCTS

Item-No.	Description 1	Description 2	M 10 x 1	G 1/8"	GRDR	PZ	Precision-MU	Hydraulic-MU
18 073	Compressed air grease gun-DLautomatic	M 10 x 1-GRDR-MU	×		×		×	
18 073 125	Compressed air grease gun-DLautomatic	G 1/8"-GRDR-MU		×	×		×	
18 077	Compressed air grease gun-DLautomatic	M 10 x 1-PZ-GRDR-2 x MU	×		×	×	×	×



Abbreviations

DL	Compressed air
G	Whitworth Pipe Thread, cylindrical, ISO 228 (DIN 259)
GRDR	Straight spout coupler
M	Metric thread, cylindrical, DIN 13
MU	Coupler
PZ	High pressure hose

GREASE GUNS AND ACCESSORIES

PNEUMAxX Handhebelfettpressen



12 826

TECHNICAL DATA

- Filling nipple: M 10 x 1
- Capacity (cm³): 500
- 400 g grease cartridge, DIN 1284, grease gun filling system or 400 g screw-in cartridges (length incl. threads 250 mm - Ø 53 mm), with adapter, separately to be ordered (12 091)
- Grease supply into the grease gun head: by means of compressed air
- Supply pressure (load pressure into grease gun head) (bar): 4
- Pressure application (load pressure): by means of a hand pump
- Pressure relief (load pressure): overpressure and pressure relieve valve
- Diameter of grease piston (mm): 8
- Grease pump piston actuation: manually lever operated
- Delivery rate/stroke (cm³): 1,2
- Discharge pressure up to (bar): 400
- Burst pressure system (bar): 850
- Burst pressure grease gun head (bar): 1200
- Wall thickness of grease gun tube (mm): 1
- Lacquering of grease gun: window grey, satin, RAL 7040
- Colour handgrip and operating pump: blue, Pantone 294 C

SPECIFICATION

- Filling nipple (FN), M 10 x 1 male (12 670)
- Empty cartridge, 400 g (12 519)
- Sales packaging with EAN-Code

PRODUCT BENEFITS + FEATURES

- Suitable for all high performance lubricants for industrial use and thickest BIO greases up to NLGI 3, at a grease temperature until -10 °C
- Pneumatic grease supply to the grease gun head by compressed air at 4 bar pressure
- Traditional compression spring mechanism is replaced by a pneumatic system, operating problems will be reduced to a minimum, no grease can get behind the piston seal
- Due to the safety and pressure relief valves the grease gun can be stored pressure free.
- Precision accuracy of fit of pump piston and cylinder (no false lubrication)
- Performance unchanged after 40.000 actuating cycles
- Grease gun head, zinc die casting Z 410
- Sure grip handling due to deep band knurls
- Slip resistant handle on grease gun lever
- Low effort required for lubrication due to optimum lever efficiency

PACKAGING

- Packing unit: 1

Abbreviations

a	Outer / Male
DIN	German Institute for Standardisation (DIN standards)
EAN	European Article Number Code (bar code)
NLGI	Stands for viscosity class 000 to 6, as defined by the National Lubricating Grease Institute, USA

PRODUCTS

Item-No.	Description 1	Description 2	M 10 x 1	G 1/8"
12 826	PNEUMAx-HHFP	M 10 x 1-PZ-GBDR-2 x MU	×	
12 826 125	PNEUMAx-HHFP	G 1/8"-PZ-GBDR-2 x MU		×



Abbreviations

G	Whitworth Pipe Thread, cylindrical, ISO 228 (DIN 259)
GBDR	Angled spout coupler
HHFP	Manual lever grease gun
M	Metric thread, cylindrical, DIN 13
MU	Coupler
PZ	High pressure hose

GREASE GUNS AND ACCESSORIES

PNEUMAxX One hand grease guns



12 282

TECHNICAL DATA

- Filling nipple: M 10 x 1
- Capacity (cm³): 500
- 400 g grease cartridge, DIN 1284, grease gun filling system or 400 g screw-in cartridges (length incl. threads 250 mm - Ø 53 mm), with adapter, separately to be ordered (12 091)
- Grease supply into the grease gun head: by means of compressed air
- Supply pressure (load pressure into grease gun head) (bar): 4
- Pressure application (load pressure): by means of a hand pump
- Pressure relief (load pressure): overpressure and pressure relieve valve
- Diameter of grease piston (mm): 8
- Grease pump piston actuation: manual, by means of pressure grip
- Delivery rate/stroke (cm³): 0,8
- Discharge pressure up to (bar): 260
- Burst pressure system (bar): 850
- Burst pressure grease gun head (bar): 1200
- Wall thickness of grease gun tube (mm): 1
- Lacquering of grease gun: window grey, satin, RAL 7040
- Colour handgrip and operating pump: blue, Pantone 294 C

SPECIFICATION

- Filling nipple (FN), M 10 x 1 male (12 670)
- Empty cartridge, 400 g (12 519)
- Sales packaging with EAN-Code

PRODUCT BENEFITS + FEATURES

- Suitable for all high performance lubricants for industrial use and thickest BIO greases up to NLGI 3, at a grease temperature until -10 °C
- Pneumatic grease supply to the grease gun head by compressed air at 4 bar pressure
- Traditional compression spring mechanism is replaced by a pneumatic system, operating problems will be reduced to a minimum, no grease can get behind the piston seal
- Due to the safety and pressure relief valves the grease gun can be stored pressure free.
- Precision accuracy of fit of pump piston and cylinder (no false lubrication)
- Performance unchanged after 40.000 actuating cycles
- Grease gun head, zinc die casting Z 410
- Sure grip handling due to deep band knurls
- Low effort required for lubrication due to optimum lever efficiency

PACKAGING

- Packing unit: 1

Abbreviations

a	Outer / Male
DIN	German Institute for Standardisation (DIN standards)
EAN	European Article Number Code (bar code)
NLGI	Stands for viscosity class 000 to 6, as defined by the National Lubricating Grease Institute, USA

PRODUCTS

Item-No.	Description 1	Description 2	M 10 x 1	G 1/8"
12 282	PNEUMAxx-EHFP	M 10 x 1-PZ-GRDR-2 x MU	×	
12 282 125	PNEUMAxx-EHFP	G 1/8"-PZ-GRDR-2 x MU		×

G

Abbreviations

EHFP	One hand grease gun
G	Whitworth Pipe Thread, cylindrical, ISO 228 (DIN 259)
GRDR	Straight spout coupler
M	Metric thread, cylindrical, DIN 13
MU	Coupler
PZ	High pressure hose

GREASE GUNS AND ACCESSORIES

PNEUMAxx Compressed air grease guns



18 066

TECHNICAL DATA

- Filling nipple: M 10 x 1
- Capacity (cm³): 500
- 400 g grease cartridge, DIN 1284, grease gun filling system or 400 g screw-in cartridges (length incl. threads 250 mm - Ø 53 mm), with adapter, separately to be ordered (12 091)
- Grease supply into the grease gun head: by means of compressed air
- Supply pressure (load pressure into grease gun head) (bar): 4
- Pressure application (load pressure): by means of a hand pump
- Pressure relief (load pressure): overpressure and pressure relieve valve
- Diameter of grease piston (mm): 6
- Grease pump piston actuation: manual, by means of pressure grip
- Delivery rate/stroke (cm³): 0,8
- Working pressure for air compressed motor (bar): 6
- Minimum pressure for compressed air operation (bar): 2
- Max. air pressure for compressed air motor (bar): 8
- Compressed air connection: female Rectus quick release airline connector, type 26
- Operating pressure to lubrication point (bar): 100 / 400
- Burst pressure system (bar): 850
- Burst pressure grease gun head (bar): 1200
- Wall thickness of grease gun tube (mm): 1
- Lacquering of grease gun: window grey, satin, RAL 7040
- Colour handgrip and operating pump: blue, Pantone 294 C

SPECIFICATION

- Filling nipple (FN), M 10 x 1 male (12 670)
- Empty cartridge, 400 g (12 519)
- With suspension eye
- Sales packaging with EAN-Code

PRODUCT BENEFITS + FEATURES

- Suitable for all high performance lubricants for industrial use and thickest BIO greases up to NLGI 3, at a grease temperature until -10 °C
- Pneumatic grease supply to the grease gun head by compressed air at 4 bar pressure
- Traditional compression spring mechanism is replaced by a pneumatic system, operating problems will be reduced to a minimum, no grease can get behind the piston seal
- Due to the safety and pressure relief valves the grease gun can be stored pressure free.
- Precision accuracy of fit of pump piston and cylinder (no false lubrication)
- Performance unchanged after 40.000 actuating cycles
- Grease gun head, zinc die casting Z 410
- Sure grip handling due to deep band knurls

PACKAGING

- Packing unit: 1

Abbreviations

a	Outer / Male
DIN	German Institute for Standardisation (DIN standards)
EAN	European Article Number Code (bar code)
NLGI	Stands for viscosity class 000 to 6, as defined by the National Lubricating Grease Institute, USA

PRODUCTS

Item-No.	Description 1	Description 2	M 10 x 1	G 1/8"
18 066	PNEUMAxx-DLFP	M 10 x 1-PZ-GRDR-2 x MU	×	
18 066 125	PNEUMAxx-DLFP	G 1/8"-PZ-GRDR-2 x MU		×

G

Abbreviations

DLFP	Compressed air grease gun
G	Whitworth Pipe Thread, cylindrical, ISO 228 (DIN 259)
GRDR	Straight spout coupler
M	Metric thread, cylindrical, DIN 13
MU	Coupler
PZ	High pressure hose

GREASE GUNS AND ACCESSORIES

Accessories for PNEUMAxX grease guns



12 091




SPECIFICATION

- For all PNEUMAxX grease guns

PACKAGING

- Packing unit: 1

PRODUCTS

Figure	Item-No.	Description 1	Description 2
	12 091	Adapter	for PNEUMAxX grease guns
	12 094	Follower plate	for cartridges acc. to DIN 1284
	12 519	Empty cartridge-400 g	for PNEUMAxX grease guns

Abbreviations

DIN	German Institute for Standardisation (DIN standards)
EHFP	One-hand grease gun
G	Whitworth Pipe Thread, cylindrical, ISO 228 (DIN 259)
M	Metric thread, cylindrical, DIN 13
MU	Coupler
NLGI	Stands for viscosity class 000 to 6, as defined by the National Lubricating Grease Institute, USA
PZ	High pressure hose
ZHFP	Two-hand grease gun

Grease guns and accessories for 500-g-cartridges









12 851

PACKAGING

- Packing unit: 1 (12 524: 30)

PRODUCTS

Figure	Item-No.	Description 1	Description 2	Application
	12 850	Two-hand grease gun-ZHFP	M 10 x 1-G 1/8"	
	12 851	Two-hand grease gun-ZHFP	M 10 x 1-PZ-MU	
	12 845	One hand grease gun-EHFP	M 10 x 1-PZ-MU	
	12 310	Adapter-500-g-cartridges	Accu and One hand grease guns 2014.1	For use with 500-g-screw-in cartridges in One-hand grease guns 2014.1 and Accu grease gun (18 040), 500 cm ³
	12 312	Adapter for filling	500-g-cartridges	For filling 500-g-screw-in cartridges with grease gun filling system
	12 524	Cartridge-500 g	Multi purpose-EP2LA-NLGI 2	Application for roller and friction bearings at high loads

GREASE GUNS AND ACCESSORIES

Battery powered grease guns



TECHNICAL DATA

- Grease pump piston actuation: continuous grease supply provided by 18 V electric motor
- Refilling options: 400 g grease cartridge, DIN 1284, or bulk grease
- Grease supply into the grease gun head: spring operated
- Diameter of grease piston (mm): 6
- Delivery rate/stroke (cm³): 0,9
- Delivery rate (g/min): approx 75
- Delivery per accu load: two 400 g cartridges (depending on counterpressure)
- Operating pressure max. (bar): 400
- Maximum pressure: 650
- Quick recharging time accu: 1 Stunde
- High performance battery: 1500 mAh
- Grease supply hose: 11 x 1000 mm
- Operation of plunger rod: with T-grip
- Sealing cover: screwed
- Wall thickness of grease gun tube (mm): 1,6
- Weight of accu grease gun, empty (kg): 3,8

SPECIFICATION

- With 18 V electric engine
- Flexible high-pressure hose, 11 x 1000 mm, non-drip nozzle
- 4-jaws-hydraulic coupler
- Battery recharger (230 V)
- 2 accu NiCd 18 V
- Carrying strap
- Packed in plastic case, black

PRODUCT BENEFITS + FEATURES

- Operates with greases up to NLGI grade 2 at 20°C
- Plunger with exactly fitting when using bulk grease or cartridges
- The optional filling nipple (12 670) is mounted on the head of the grease gun
- Sure grip handling due to deep band knurls
- Safe handle on the plunger rod
- Stable construction

PACKAGING

- Packing unit: 1



PRODUCTS

Item-No.	Description 1	Description 2
18 040	ACCU-grease gun with ZBH	18 V

Abbreviations

DIN	German Institute for Standardisation (DIN standards)
NLGI	Stands for viscosity class 000 to 6, as defined by the National Lubricating Grease Institute, USA
ZBH	Accessories

Accessories for battery powered grease guns






PACKAGING

- Packing unit: 1



18 041

PRODUCTS

Figure	Item-No.	Description 1	Description 2
	18 041	Replacement battery-18 V	for ACCU-grease gun (18 040)
	18 042	High pressure-grease hose	1000 mm
	18 043	Charger-230 V	for battery 18 V (18 041)
	18 044	Charger-12V	for battery 18 V (18 041)
	12 310	Adapter-500-g-cartridges	for 500-cm ³ -Accu and One hand grease guns 2014.1

Abbreviations

DLFP	Compressed air grease gun
G	Whitworth Pipe Thread, cylindrical, ISO 228 (DIN 259)
GRDR	Straight spout coupler
M	Metric thread, cylindrical, DIN 13
MU	Coupler
PZ	High pressure hose

GREASE GUNS AND ACCESSORIES

Oil guns



TECHNICAL DATA

- Oil gun connection - pressure side, with metal adapter: M 10 x 1
- Capacity (ml): 500
- Refilling options: utilising a sealing cap
- Diameter oil plunger: 9
- Actuation oil plunger: manual with lever
- Delivery rate/stroke (cm³): proportional to the manual lever operating distance, max. 1,4
- Max. delivery pressure (bar): 400
- Burst pressure system (bar): 850
- Burst pressure oil gun head (bar): 1200
- Wall thickness pipe (mm): 1
- Lacquering: silver

SPECIFICATION

- Angled spout, M 10 x 1, 150 mm (12 635)
- Coupler, 4 jaws, M 10 x 1, with ball valve (12 642)
- Sales packaging with EAN-Code

PRODUCT BENEFITS + FEATURES

- With double plunger with leak-proof construction for oils and liquid greases
- Chain retrieval of two-way plunger
- Pump piston with high accuracy of fit to the cylinder
- No dummy (apparent) lubrication. Sealing system: O-ring and ball valve prevent oil compressed in the oil gun head from feeding back
- Performance unchanged after 40.000 actuating cycles
- Ölpressenkopf and jerrycan locking cap aus zinc die casting Z 410
- Slip-proof handle on the lever of the lever oil gun
- Allows lubrication in difficult to reach locations because the smallest lever operation results in oil being pumped reliably to the lubrication point
- Enables even under extreme backpressure, a variable lubrication pressure with steady effort applied

PACKAGING

- Packing unit: 1

PRODUCTS

Item-No.	Description 1	Description 2
12 602	Oil gun-HHÖP	M 10 x 1-GBDR-MU

Abbreviations

BA	Jaws
EAN	European Article Number Code (bar code)
GBDR	Angled spout coupler
HHÖP	Oil press designed as manual lever gun
M	Metric thread, cylindrical, DIN 13
MU	Coupler

Hand lever guns for concrete work



TECHNICAL DATA

- Grease gun connector on the delivery side utilising a metal adapter: M 10 x 1
- Capacity (cm³): 1000
- Refilling options: utilising a sealing cap
- Diameter pump piston (mm): 8
- Actuation piston: manually lever operated
- Delivery rate/stroke (cm³): 1,2, at a counter-pressure of 400 bar
- Discharge pressure up to (bar): 400
- Burst pressure system (bar): 850
- Burst pressure Pressenkopf (bar): 1200
- Wall thickness pipe (mm): 1,0
- Surface treatment: all steel components are galvanized

SPECIFICATION

- polybag, blank

PRODUCT BENEFITS + FEATURES

- For repairing of cracks in concrete with liquid resins
- Precision accuracy of fit of pump piston and cylinder (no false lubrication)
- Performance unchanged after 40.000 actuating cycles
- Grease gun head, zinc die casting Z 410
- slip resistant handle on gun grip
- Low effort required for lubrication due to optimum lever efficiency
- Sealing cap, plastic, with vacuum air valve

PACKAGING

- Packing unit: 1

PRODUCTS

Item-No.	Description 1	Description 2
12 688	Manual lever gun-for concrete work-BHHP	M 10 x 1

Abbreviations

- BHHP** Lever-operated gun for concrete work
M Metric thread, cylindrical, DIN 13

GREASE GUNS AND ACCESSORIES

High pressure, reinforced hose acc. to DIN 1283



12 751 123

TECHNICAL DATA

- Burst pressure (bar): 900
- Design: acc. to DIN 1283
- Casing: polyamide 12, soft (Ø a: 8 mm)
polyurethane, microbe-stabilized (Ø a: 11 mm)
- Inner hose: polyamide 6, soft
- Reinforcement: polyester, high-strength

PACKAGING

- Packing unit: 1

PRODUCTS

Item-No.	Description 1	Description 2	M 10 x 1	G 1/8"	Ø a: 8 mm	Ø a: 11 mm	Length (mm)	with sealing ring
12 753	High pressure hose-G 1/8" male	8 x 230 mm		×	×		230	
12 656	High pressure hose-M 10 x 1 male	8 x 300 mm	×		×		300	
12 756	High pressure hose-G 1/8" male	8 x 300 mm		×	×		300	
12 666	High pressure hose-M 10 x 1 male	8 x 500 mm	×		×		500	
12 766	High pressure hose-G 1/8" male	8 x 500 mm		×	×		500	
12 751 123	High pressure hose-M 10 x 1 male	11 x 230 mm	×			×	230	
12 751 828	High pressure hose-M 10 x 1 male	11 x 230 mm-seal	×			×	230	×
12 751	High pressure hose-G 1/8" male	11 x 230 mm		×		×	230	
12 751 829	High pressure hose-G 1/8" male	11 x 230 mm-seal		×		×	230	×
12 655	High pressure hose-M 10 x 1 male	11 x 300 mm	×			×	300	
12 655 828	High pressure hose-M 10 x 1 male	11 x 300 mm-seal	×			×	300	×
12 655 105	High pressure hose-M 10 x 1 male	11 x 300 mm-50 pcs.	×			×	300	
12 655 829	High pressure hose-M 10 x 1 male	11 x 300 mm-seal-50 pcs.	×			×	300	×
12 755	High pressure hose-G 1/8" male	11 x 300 mm		×		×	300	
12 755 828	High pressure hose-G 1/8" male	11 x 300 mm-seal		×		×	300	×
12 665	High pressure hose-M 10 x 1 male	11 x 500 mm	×			×	500	
12 665 828	High pressure hose-M 10 x 1 male	11 x 500 mm-seal	×			×	500	×
12 765	High pressure hose-G 1/8" male	11 x 500 mm		×		×	500	
12 765 828	High pressure hose-G 1/8" male	11 x 500 mm-seal		×		×	500	×
12 880	High pressure hose-M 10 x 1 male	11 x 600 mm	×			×	600	
12 880 828	High pressure hose-M 10 x 1 male	11 x 600 mm-seal	×			×	600	×
12 882	High pressure hose-M 10 x 1 male	11 x 800 mm	×			×	800	
12 882 828	High pressure hose-M 10 x 1 male	11 x 800 mm-seal	×			×	800	×
12 884	High pressure hose-M 10 x 1 male	11 x 1000 mm	×			×	1000	
12 884 828	High pressure hose-M 10 x 1 male	11 x 1000 mm-seal	×			×	1000	×

Abbreviations

a Outer / Male

G Whitworth Pipe Thread, cylindrical, ISO 228 (DIN 259)

DIN

German Institute for Standardisation (DIN standards)

M

Metric thread, cylindrical, DIN 13

High pressure, reinforced hose acc. to DIN 1283 with coupler



12 655 818

TECHNICAL DATA

- Burst pressure (bar): 900
- Design: acc. to DIN 1283
- Casing: polyamide 12, soft (Ø a: 8 mm)
polyurethane, microbe-stabilized (Ø a: 11 mm)
- Inner hose: polyamide 6, soft
- Reinforcement: polyester, high-strength

PACKAGING

- Packing unit: 1

PRODUCTS

Item-No.	Description 1	Description 2	Ø a:		Length (mm)	H	M1/T1	M22
			M 10 x 1	G 1/8"				
12 656 810	High pressure hose-M 10 x 1 male	8 x 300 mm-hydraulic coupler	×		300	×		
12 756 810	High pressure hose-G 1/8" male	8 x 300 mm-hydraulic coupler		×	300	×		
12 666 810	High pressure hose-M 10 x 1 male	8 x 500 mm-hydraulic coupler	×		500	×		
12 766 810	High pressure hose-G 1/8" male	8 x 500 mm-hydraulic coupler		×	500	×		
12 655 809	High pressure hose-M 10 x 1 male	11 x 300 mm-Precision coupler	×		300	×		
12 755 809	High pressure hose-G 1/8" male	11 x 300 mm-Precision coupler		×	300	×		
12 655 810	High pressure hose-M 10 x 1 male	11 x 300 mm-hydraulic coupler	×		300	×		
12 755 810	High pressure hose-G 1/8" male	11 x 300 mm-hydraulic coupler		×	300	×		
12 655 818	High pressure hose-M 10 x 1 male	11 x 300 mm-button head coupler-16 mm	×		300		×	
12 755 818	High pressure hose-G 1/8" male	11 x 300 mm-button head coupler-16 mm		×	300		×	
12 655 819	High pressure hose-M 10 x 1 male	11 x 300 mm-button head coupler-22 mm	×		300			×
12 755 819	High pressure hose-G 1/8" male	11 x 300 mm-button head coupler-22 mm		×	300			×
12 665 809	High pressure hose-M 10 x 1 male	11 x 500 mm-Precision coupler	×		500	×		
12 765 809	High pressure hose-G 1/8" male	11 x 500 mm-Precision coupler		×	500	×		
12 665 810	High pressure hose-M 10 x 1 male	11 x 500 mm-hydraulic coupler	×		500	×		
12 765 810	High pressure hose-G 1/8" male	11 x 500 mm-hydraulic coupler		×	500	×		
12 665 818	High pressure hose-M 10 x 1 male	11 x 500 mm-button head coupler-16 mm	×		500		×	
12 765 818	High pressure hose-G 1/8" male	11 x 500 mm-button head coupler-16 mm		×	500		×	
12 665 819	High pressure hose-M 10 x 1 male	11 x 500 mm-button head coupler-22 mm	×		500			×
12 765 819	High pressure hose-G 1/8" male	11 x 500 mm-button head coupler-22 mm		×	500			×

Abbreviations

a	Outer / Male	DIN	German Institute for Standardisation (DIN standards)
G	Whitworth Pipe Thread, cylindrical, ISO 228 (DIN 259)	H	Coupler for Hydraulic grease nipple acc. to DIN 71 412
M	Metric thread, cylindrical, DIN 13	M1	Flat grease nipple, 16 mm, round head
M22	Flat grease nipple, 22 mm, round head	T1	Flat grease nipple, 16 mm, hexagonal head

GREASE GUNS AND ACCESSORIES

High pressure, reinforced hose acc. to DIN 1283 in self-service package



12 855

TECHNICAL DATA

- Burst pressure (bar): 900
- Design: acc. to DIN 1283
- Casing: polyamide 12, soft (Ø a: 8 mm)
polyurethane, microbe-stabilized (Ø a: 11 mm)
- Inner hose: polyamide 6, soft
- Reinforcement: polyester, high-strength

SPECIFICATION

- SB sales packing, with EAN bar code

PACKAGING

- Packing unit: 10

PRODUCTS

Item-No.	Description 1	Description 2	Ø a:		Length (mm)	with	
			M 10 x 1	G 1/8"		8 mm	11 mm
12 857	High pressure hose-M 10 x 1 male	8 x 300 mm-SBV	×		300	×	
12 757	High pressure hose-G 1/8" male	8 x 300 mm-SBV		×	300	×	
12 859	High pressure hose-M 10 x 1 male	8 x 500 mm-SBV	×		500	×	
12 759	High pressure hose-G 1/8" male	8 x 500 mm-SBV		×	500	×	
12 855	High pressure hose-M 10 x 1 male	11 x 300 mm-SBV	×		300		×
12 855 828	High pressure hose-M 10 x 1 male	11 x 300 mm-Seal-SBV	×		300	×	×
12 875	High pressure hose-G 1/8" male	11 x 300 mm-SBV		×	300	×	
12 875 828	High pressure hose-G 1/8" male	11 x 300 mm-Seal-SBV		×	300	×	×
12 861	High pressure hose-M 10 x 1 male	11 x 500 mm-SBV	×		500	×	
12 861 828	High pressure hose-M 10 x 1 male	11 x 500 mm-Seal-SBV	×		500	×	×
12 761	High pressure hose-G 1/8" male	11 x 500 mm-SBV		×	500	×	
12 761 828	High pressure hose-G 1/8" male	11 x 500 mm-Seal-SBV		×	500	×	×
12 858	High pressure hose-M 10 x 1 male	8 x 300 mm-hydraulic coupler-SBV	×		300	×	×
12 758	High pressure hose-G 1/8" male	8 x 300 mm-hydraulic coupler-SBV		×	300	×	×
12 860	High pressure hose-M 10 x 1 male	11 x 300 mm-hydraulic coupler-SBV	×		300	×	×
12 760	High pressure hose-G 1/8" male	11 x 300 mm-hydraulic coupler-SBV		×	300	×	×

Abbreviations

a	Outer / Male	DIN	German Institute for Standardisation (DIN standards)
EAN	European Article Number Code (bar code)	G	Whitworth Pipe Thread, cylindrical, ISO 228 (DIN 259)
M	Metric thread, cylindrical, DIN 13	MU	Coupler
SBV	Packaging for self-service		

Spouts

TECHNICAL DATA

- Material: steel, galvanized
- Diameter (mm): 10
- Length (mm): 150



12 635 816

PACKAGING

- Packing unit: 1

PRODUCTS

Item-No.	Description 1	Description 2	M 10 x 1	G 1/8"	H	K	D
12 435	Spout-straight-M 10 x 1 male	150 mm	×				
12 475	Spout-straight-G 1/8" male	150 mm		×			
12 635	Spout-angled-M 10 x 1 male	150 mm	×				
12 735	Spout-angled-G 1/8" male	150 mm		×			
12 635 810	Spout-angled-M 10 x 1 male	150 mm-hydraulic coupler	×		×		
12 735 810	Spout-angled-G 1/8" male	150 mm-hydraulic coupler		×	×		
12 635 814	Spout-angled-M 10 x 1 male	150 mm-universal coupler	×		×	×	
12 735 814	Spout-angled-G 1/8" male	150 mm-universal coupler		×	×	×	
12 635 816	Spout-angled-M 10 x 1 male	150 mm-funnel type coupler	×				×
12 735 816	Spout-angled-G 1/8" male	150 mm-funnel type coupler		×			×

Abbreviations

a	Outer / Male
D	for funnel type grease nipples
G	Whitworth Pipe Thread, cylindrical, ISO 228 (DIN 259)
H	for Taper type grease nipples
K	for ball-type grease nipples
M	Metric thread, cylindrical, DIN 13

GREASE GUNS AND ACCESSORIES

Button head couplers



12 062

TECHNICAL DATA

- Connection 1: button head coupler for button head grease nipples
- Material: brass

PRODUCT BENEFITS + FEATURES

- Basic body made of high-strength forged material
- Compact construction

PACKAGING

- Packing unit: 1

PRODUCTS

Item-No.	Description 1	Description 2	M 10 x 1	G 1/8"	FA	SOT	T 10 mm	T 16 mm	T 22 mm
12 060	Button head coupler-Me-M 10 x 1 i	Button head grease nipple-10 mm	×				×		
12 060 125	Button head coupler-Me-G 1/8" i	Button head grease nipple-10 mm		×			×		
12 061	Button head coupler-Me-M 10 x 1 i	Button head grease nipple-16 mm-FA-SOT	×		×	×		×	
12 061 125	Button head coupler-Me-G 1/8" i	Button head grease nipple-16 mm-FA-SOT		×	×	×		×	
12 062	Button head coupler-Me-M 10 x 1 i	Button head grease nipple-16 mm-FA	×		×			×	
12 062 125	Button head coupler-Me-G 1/8" i	Button head grease nipple-16 mm-FA		×	×			×	
12 063	Button head coupler-Me-M 10 x 1 i	Button head grease nipple-22 mm-FA	×		×				×
12 063 125	Button head coupler-Me-G 1/8" i	Button head grease nipple-22 mm-FA		×	×				×
12 010 401	Button head coupler-Me-M 10 x 1 i-DG	Button head grease nipple-16 mm-FA-SOT	×		×	×		×	

Abbreviations

DG	Swivel joint
FA	Flat design
G	Whitworth Pipe Thread, cylindrical, ISO 228 (DIN 259)
i	Inside / Female
M	Metric thread, cylindrical, DIN 13
SOT	Slide-on type
T	for button head grease nipples

Bayonet couplers



12 013

TECHNICAL DATA

- Connection 1: for all bayonet type grease nipples, diameter of head: 9,9 mm
- Wrench size (SW) (mm): 14
- Material: steel, galvanized
- Diameter (mm): 20
- Length (mm): 41

PACKAGING

- Packing unit: 1

PRODUCTS

Item-No.	Description 1	Description 2	M 10 x 1	G 1/8"
12 013	Bayonet coupler	M 10 x 1 female	×	
12 023	Bayonet coupler	G 1/8" female		×

Quick connecting couplers



12 006

TECHNICAL DATA

- Connection 1: for hydraulic coupler
- Material: steel, galvanized
- Wrench size (SW) (mm): 12
- Diameter (mm): 18

PACKAGING

- Packing unit: 1

PRODUCTS

Item-No.	Description 1	Description 2	M 10 x 1	G 1/8"
12 006	Quick connecting coupler	M 10 x 1 female	×	
12 006 125	Quick connecting coupler	G 1/8" female		×

Abbreviations

G	Whitworth Pipe Thread, cylindrical, ISO 228 (DIN 259)
i	Inside / Female
M	Metric thread, cylindrical, DIN 13

GREASE GUNS AND ACCESSORIES

Quick connecting coupler sets



12 055

TECHNICAL DATA

- Connection 1: Quick release adapter

SPECIFICATION

- Quick release adapter with safety locking support (12 006) to connect to a 4-claws hydraulic coupler

PACKAGING

- Packing unit: 1

PRODUCTS

Item-No.	Description 1	Description 2	GRDR	GBDR	PZ	H	K	D	T
12 042	Quick connecting coupler-GRDR	hollow/universal coupler	×			×	×		
12 043	Quick connecting coupler-GRDR	funnel type coupler	×					×	
12 055	Quick connecting coupler-GRDR	button head coupler-10 mm	×						×
12 044	Quick connecting coupler-GRDR	button head coupler-16 mm	×						×
12 054	Quick connecting coupler-GRDR	button head coupler-22 mm	×						×
12 048	Quick connecting coupler-PZ	11 x 300 mm-precision coupler				×	×		
12 049	Quick connecting coupler-PZ	11 x 500 mm-precision coupler				×	×		
12 056	Quick connecting coupler-GBDR	hydraulic coupler		×			×		
12 057	Quick connecting coupler-GBDR	button head coupler-22 mm		×					×

Abbreviations

D	for funnel type grease nipples
GBDR	Angled spout coupler
GRDR	Straight spout coupler
H	for Taper type grease nipples
K	for ball-type grease nipples
PZ	High pressure hose
T	for button head grease nipples

Couplers

PACKAGING

- Packing unit: 1 (SBV: 10)



12 631 252

PRODUCTS

Figure	Item-No.	Description 1	Description 2	M 10 x 1	G 1/8"	H	K	D	SBV
	12 002	Hollow/universal coupler	M 10 x 1 female-H+K-nipple	×		×	×		
	12 072	Hollow/universal coupler	G 1/8" female-H+K-nipple		×	×	×		
	12 003	Funnel type coupler-M 10 x 1 female	D-nipple	×				×	
	12 073	Funnel type coupler-G 1/8" female	D-nipple		×			×	
	12 626	Precision coupler-M 10 x 1 female	SW 13 mm-Ø 13 mm	×		×			
	12 726	Precision coupler-G 1/8" female	SW 13 mm-Ø 13 mm		×	×			
	12 150	Precision coupler-M 10 x 1 female	SW 13 mm-Ø 13 mm-SB-package	×		×			×
	12 151	Precision coupler-G 1/8" female	SW 13 mm-Ø 13 mm-SB-package		×	×			×
	12 643	Precision coupler-M 10 x 1 female	SW 13 mm-Ø 15 mm	×		×			
	12 743	Precision coupler-G 1/8" female	SW 13 mm-Ø 15 mm		×	×			
	12 156	Precision coupler-M 10 x 1 female	SW 13 mm-Ø 15 mm-SB-package	×		×			×
	12 157	Precision coupler-G 1/8" female	SW 13 mm-Ø 15 mm-SB-package		×	×			×
	12 631	Hydraulic coupler-M 10 x 1 female	SW 13 mm-Ø 15mm	×		×			
	12 731	Hydraulic coupler-G 1/8" female	SW 13 mm-Ø 15mm		×	×			
	12 152	Hydraulic coupler-M 10 x 1 female	SW 13 mm-Ø 15 mm-SB-package	×		×			
	12 153	Hydraulic coupler-G 1/8" female	SW 13 mm-Ø 15 mm-SB-package		×	×			
	12 642	Hydraulic coupler-M 10 x 1 female	SW 13 mm-Ø 15 mm-with valve	×		×			
	12 631 252	Hydraulic coupler-M 10x1 female	and universal-funnel type-MU-set	×		×	×	×	

Abbreviations

D	for funnel type grease nipples	G	Whitworth Pipe Thread, cylindrical, ISO 228 (DIN 259)
H	for Taper type grease nipples	i	Inside / Female
K	for ball-type grease nipples	M	Metric thread, cylindrical, DIN 13
SBV	Packaging for self-service	SW	Wrench size

GREASE GUNS AND ACCESSORIES

Grease gun accessory set, blister packed



12 110

TECHNICAL DATA

- Package: SB sales packing, with headcard and EAN bar code

SPECIFICATION

- High pressure hose, DIN 1283
- Angled spout
- Hydraulic coupler, 4 jaws, turned
- Hollow/universal coupler, for H- and K-nipples
- Funnel type coupler, for funnel type grease nipples
- SB sales packing, with headcard and EAN bar code
- Headcard text: German

PACKAGING

- Packing unit: 10

PRODUCTS

Item-No.	Description 1	Description 2	M 10 x 1	G 1/8"
12 110	Grease gun-accessory-set	M 10 x 1	×	
12 111	Grease gun-accessory-set	G 1/8"		×

Angled connectors



12 035

TECHNICAL DATA

- Material: steel, galvanized
- Wrench size (SW) (mm): 15

PACKAGING

- Packing unit: 1

PRODUCTS

Item-No.	Description 1	Description 2	M 10 x 1	G 1/8"
12 035	Angle 90°	M 10 x 1 i-M 10 x 1 male	×	
12 035 805	Angle 90°	G 1/8" i-G 1/8" male		×

Abbreviations

a	Outer / Male	D	for funnel type grease nipples
DIN	German Institute for Standardisation (DIN standards)	G	Whitworth Pipe Thread, cylindrical, ISO 228 (DIN 259)
H	for Taper type grease nipples	i	Inside / Female
K	for ball-type grease nipples	M	Metric thread, cylindrical, DIN 13
SBV	Packaging for self-service	SW	Wrench size

Rotary swivel couplers



18 080

TECHNICAL DATA

- Material: steel, galvanized
- Wrench size (SW) (mm): 13
- Operating pressure (bar): 400
- Diameter (mm): 13

PACKAGING

- Packing unit: 1

PRODUCTS

Item-No.	Description 1	Description 2	M 10 x 1	R 1/8"
18 080 950	Swivel joint-1 x 360°	M 10 x 1 male-M 10 x 1 female	×	
18 080	Swivel joint-1 x 360°	R 1/8" male-R 1/8" female		×

Retention adapters



12 016

TECHNICAL DATA

- Material: steel, galvanized
- Wrench size (SW) (mm): 13
- Inner diameter (mm): 5

PACKAGING

- Packing unit: 1

PRODUCTS

Item-No.	Description 1	Description 2	M 10 x 1	R 1/8"
12 016	Retention adapter	G 1/8" i-M 10 x 1 male	×	
12 086	Retention adapter	R 1/8" male-M 10 x 1 female		×

Abbreviations

a	Outer / Male
i	Inside / Female
M	Metric thread, cylindrical, DIN 13
R	Whitworth thread, tapered, similar to DIN 3858, self-sealing connection

GREASE GUNS AND ACCESSORIES

Connecting sleeves



18 016

TECHNICAL DATA

- Material: steel, galvanized
- Wrench size (SW) (mm): 15
- Length (mm): 24

PACKAGING

- Packing unit: 1

PRODUCTS

Item-No.	Description 1	Description 2	M 10 x 1	G 1/8"
18 016	Sleeve	M 10 x 1 female	×	
18 017	Sleeve	G 1/8" female		×

Abbreviations

G	Whitworth Pipe Thread, cylindrical, ISO 228 (DIN 259)
i	Inside / Female
M	Metric thread, cylindrical, DIN 13

Other accessories for grease guns








PACKAGING

- Packing unit: 1



17 020

PRODUCTS

Figure	Item-No.	Description 1	Description 2	Application
	00 442	Flat gasket	for grease gun head	
	12 669	Filling nipple for grease gun head	M 10 x 1 male-Ø 12,3 mm	For competitive grease gun filler pumps
	12 670	Filling nipple for grease gun head	M 10 x 1 male-Ø 9 mm	For PRESSOL grease gun heads and grease gun filling systems
	85 277	Venting valve for grease gun head	M 10 x 1 male	For PRESSOL grease gun heads
	12 699	Wall-mounting bracket for grease guns		For grease guns and suction- and push type guns with outside pipe diameter Ø 57 mm
	17 020	Standard-accessory set-M 10 x 1		
	17 020 125	Standard-accessory set-G 1/8"		
	17 023	Industrial-accessory set-M 10 x 1		
	17 023 125	Industrial-accessory set-G 1/8"		

Abbreviations

a	Outer / Male
G	Whitworth Pipe Thread, cylindrical, ISO 228 (DIN 259)
M	Metric thread, cylindrical, DIN 13







GREASE GUNS AND ACCESSORIES

Lubricants and cartridges



12 511

PRODUCTS

Figure	Item-No.	Description 1	Description 2	400 g	500 g	1 kg	VE
	12 511	Grease cartridge-400 g	Multi Purpose Grease-NLGI 2	×			20
	12 507	Grease cartridge-400 g	Multi Purpose Grease with graphite-NLGI 2	×			20
	12 516	Grease cartridge-400 g	High temperature grease-NLGI 2	×			20
	12 518	Grease cartridge-400 g	Plain bearing grease with MoS2-NLGI 2	×			20
	12 524	Cartridge-500 g	Multi purpose-EP2LA-NLGI 2		×		30
	12 501	Can of grease-1 kg	Multi purpose Grease-NLGI 2			×	1

Abbreviations

NLGI Stands for viscosity class 000 to 6, as defined by the National Lubricating Grease Institute, USA
 VE Packing unit



PUSH TYPE GREASE GUNS



212 Push type grease guns, steel



213 Push type grease guns, plastic




214 Push type grease guns, in sales package



215 Accessories for push type grease guns

PUSH TYPE GREASE GUNS

Push type grease guns, steel



12 362

TECHNICAL DATA

- Medium: grease
- Housing material: steel, galvanized
- Coupler: pointed and hollow/universal coupler
- Connection: for hydraulic and ball type grease nipples, DIN 71412, DIN 3402, for funnel type grease nipples, DIN 3405
- Pressure (bar): 60 - 80

SPECIFICATION

- Packed in single carton box
- With EAN bar code

PACKAGING

- Packing unit: 1

PRODUCTS

Item-No.	Description 1	Description 2	80 ml	150 ml	300 ml
12 362	Push type gun-80 ml-steel	set for H-, K- and D-nipples	×		
12 363	Push type gun-150 ml-steel	set for H-, K- and D-nipples		×	
12 365	Push type gun-300 ml-steel	set for H-, K- and D-nipples			×

Abbreviations

EAN	European Article Number Code (bar code)
D	Funnel type grease nipple
DIN	German Institute for Standardisation (DIN standards)
H	Hydraulic grease nipple
K	Ball type grease nipple

Push type grease guns, plastic



12 322

TECHNICAL DATA

- Medium: grease
- Housing material: plastic
- Pressure (bar): 20

PACKAGING

- Packing unit: 1

PRODUCTS

Item-No.	Description 1	Description 2	65 ml	150 ml	D	H	K
12 321	Push type gun-65 ml-plastic	for funnel type grease nipples	×		×		
12 322	Push type gun-150 ml-plastic	for funnel type grease nipples		×	×		
12 331	Push type gun-65 ml-plastic	for H- and K-nipples	×			×	×
12 332	Push type gun-150 ml-plastic	for H- and K-nipples		×		×	×

Abbreviations

D	Funnel type grease nipple
H	Hydraulic grease nipple
K	Ball type grease nipple

PUSH TYPE GREASE GUNS

Push type grease guns, in sales package



TECHNICAL DATA

- Volume (ml): 65
- Medium: grease
- Housing material: plastic
- Coupler: pointed and hollow/universal coupler
- Connection: for hydraulic and ball type grease nipples, DIN 71412, DIN 3402, for funnel type grease nipples, DIN 3405
- Pressure (bar): 20
- Volume of grease paste sachet (g): 50

SPECIFICATION

- Push type gun, with grease paste sachet, 50 g
- Packed in polybag, with hanger
- With EAN bar code

PACKAGING

- Packing unit: 10

PRODUCTS

Item-No.	Description 1	Description 2
12 112	Push type gun-65 ml-plastic	set for H-, K- and D-nipples

Abbreviations

D	Funnel type grease nipple
DIN	German Institute for Standardisation (DIN standards)
EAN	European Article Number Code (bar code)
H	Hydraulic grease nipple
K	Ball type grease nipple

Accessories for push type grease guns







12.003

PACKAGING


- Packing unit: 1

PRODUCTS

Figure	Item-No.	Description 1	Description 2
	01 141	Grease paste sachet-50 g	Lithium-grease
	12 003	Funnel type coupler-M 10 x 1 female	D-nipple
	12 002	Hollow/universal coupler	M 10 x 1 female-H+K-nipple
	12 071	Universalmundstück-M 10 x 1 female	for push type grease guns

Abbreviations

D	Funnel type grease nipple
H	Hydraulic grease nipple
K	Ball type grease nipple
M	Metric thread, cylindrical, DIN 13



SUCTION- AND PUSH TYPE GUNS



218 Suction- and push type guns 2014.1

220 Accessories for suction- and push type guns 2014.1



221 Suction- and push type guns -
Single-acting, industrial versions, nickel-plated



222 Suction- and push type guns - Single-acting



223 Suction- and push type guns - Double-acting



224 Accessories for suction- and push type guns

SUCTION- AND PUSH TYPE GUNS

Suction- and push type guns 2014.1



12 962



12 980

TECHNICAL DATA

- Suction volume (%): 100
- Diameter tubing outside (mm): 60
- Tube thickness (mm): 1,5

Materials of parts in contact with liquid

- Head and cover: PAGF 30 (PP glass-fibre reinforced)
- Tube: aluminium
- Piston: FKM (Viton®)
- Piston rod: stainless steel
- Valves / connection: aluminium
- Suction hose: PVC
- Discharge hose: PVC

SPECIFICATION

- Ergonomic T-grip
- Suction hose
- Discharge hose (only DW)
- Packed in single carton box
- With EAN bar code

PRODUCT BENEFITS + FEATURES

- For **mineral, synthetic and biological oils, commercially available fuels such as gasoline, diesel and ethanol, heating oil, kerosene, antifreeze (window and motor), glycerin, urea up to 10 %, water and seawater**
- The plunger ensures reliable suction of the liquid
- All materials that come into contact with the media are of high quality
- Completely detachable

PACKAGING

- Packing unit: 1

PRODUCTS

Item-No.	Description 1	Description 2	500 ml	750 ml	1000 ml	DW
12 962	Suction- and push type gun 2014.1-EW	500 ml-aluminium	×			
12 963	Suction- and push type gun 2014.1-EW	750 ml-aluminium		×		
12 964	Suction- and push type gun 2014.1-EW	1000 ml-aluminium			×	
12 980	Suction- and push type gun 2014.1-DW	500 ml-aluminium	×			×
12 981	Suction- and push type gun 2014.1-DW	750 ml-aluminium		×		×

Abbreviations

a	Outer / Male	DW	Double-acting
EAN	European Article Number Code (bar code)	EW	Single-acting
FKM	Viton®	PAGF	Polyamide, glass-fibre reinforced
PTFE	Polytetrafluorethylene (Teflon®)	PVC	Polyvinyle chloride



12 972



12 985

TECHNICAL DATA

- Suction volume (%): 100
- Diameter tubing outside (mm): 60
- Tube thickness (mm): 3

Materials of parts in contact with liquid

- Head and cover: PAGF 30 (PP glass-fibre reinforced)
- Tube: PVC
- Piston: FKM (Viton®)
- Piston rod: stainless steel
- Valves / connection: aluminium
- Valve ball: PTFE
- Suction hose: PVC
- Discharge hose: PVC

SPECIFICATION

- Ergonomic T-grip
- Suction hose
- Discharge hose
- Packed in single carton box
- With EAN bar code

PRODUCT BENEFITS + FEATURES

- For **mineral, synthetic and biological oils, diesel, heating oil, antifreeze (window and motor), glycerin, urea up to 10%, water and seawater**
- The plunger ensures reliable suction of the liquid
- All materials that come into contact with the media are of high quality
- Completely detachable

PACKAGING

- Packing unit: 1

PRODUCTS

Item-No.	Description 1	Description 2	500 ml	750 ml	1000 ml	DW
12 972	Suction- and push type gun 2014.1-EW	500 ml-PVC	×			
12 973	Suction- and push type gun 2014.1-EW	750 ml-PVC		×		
12 974	Suction- and push type gun 2014.1-EW	1000 ml-PVC			×	
12 985	Suction- and push type gun 2014.1-DW	500 ml-PVC	×			×
12 986	Suction- and push type gun 2014.1-DW	750 ml-PVC		×		×

SUCTION- AND PUSH TYPE GUNS

Accessories for suction- and push type guns 2014.1



12 990

TECHNICAL DATA

- Design: straight
- Material: aluminium

SPECIFICATION


- For Suction- and push type guns 2014.1 - Single-acting

PACKAGING

- Packing unit: 1

PRODUCTS

Item-No.	Description 1	Description 2	Ø outside (mm)	Length 150 mm	Length 300 mm
12 990	Suction tube-straight-aluminium-EW	Ø outside 10 mm-L 150 mm	10	×	
12 991	Suction tube-straight-aluminium-EW	Ø outside 10 mm-L 300 mm	10		×
12 992	Suction tube-straight-aluminium-EW	Ø outside 12 mm-L 150 mm	12	×	
12 993	Suction tube-straight-aluminium-EW	Ø outside 12 mm-L 300 mm	12		×



12 890

TECHNICAL DATA

- Design: transparent

PACKAGING

- Packing unit: 1

PRODUCTS

Item-No.	Description 1	Description 2	PVC	PE	Ø inside (mm)	Length 350 mm	Length 600 mm	Length 1000 mm	DW	EW
12 995	Suction hose-transparent-PVC-EW	Ø inside 12 mm-L 350 mm	×		12	×				×
12 996	Suction hose-transparent-PVC-EW	Ø inside 12 mm-L 600 mm	×		12		×			×
12 890	Suction hose-transparent-PE-EW	Ø inside 4 mm-L 1000 mm		×	4			×		×
12 891	Suction hose-transparent-PE-EW	Ø inside 6 mm-L 1000 mm		×	6			×		×
12 997	Suction hose-transparent-PVC-DW	Ø inside 12 mm-L 600 mm	×		12		×		×	
12 998	Suction hose-transparent-PVC-DW	Ø inside 16 mm-L 600 mm	×		16		×		×	

Abbreviations

DW	Double-acting	EW	Single-acting
L	Length	PE	Polyethylene
PVC	Polyvinyle chloride		

Suction- and push type guns, single acting, industrial versions, nickel-plated



12 931

TECHNICAL DATA

- Suction volume (%): 100
- Diameter tubing outside (mm): 56
- Tube thickness (mm): 1
- Diameter of suction pipe outside (mm): 13
- Diameter flexible hose outside (mm): 13
- Length flexible hose (mm): 470
- Surface treatment: all steel and zinc parts are high quality nickel plated

Materials of parts in contact with liquid

- End cap: zinc nickel plated
- Casing: nickel plated steel
- Piston: LDPE (polyethylene of low density)
- Support plate: PAGF 30 (PP glass-fibre reinforced)
- Suction pipe: nickel plated steel
- Flexible hose: PVC

SPECIFICATION

- Suction tube (12 944)
- Transparent flexible hose (12 954)
- Double plunger (12 955)
- Sales package with EAN-Code

PRODUCT BENEFITS + FEATURES

- Oils up to SAE 90, screen cleaners, cooling agents, petroleum, brake fluid, water up to 80° C, fuel oil, diesel
- Even after 30.000 filling and discharging processes 100% suction power
- The double plunger provides a safe suction of the liquid
- Ergonomic T-grip
- Strong curls provide a safe operation
- All materials that come into contact with the media are of high quality vernickelt

PACKAGING

- Packing unit: 1

PRODUCTS

Item-No.	Description 1	Description 2	500 ml	1000 ml
12 931	Suction- and push type gun-500 ml	industrial version-nickel-plated	×	
12 932	Suction- and push type gun-1000 ml	industrial version-nickel-plated		×

Abbreviations

a	Outer / Male	EAN	European Article Number Code (bar code)
LDPE	Low density polyethylene	PAGF	Polyamide, glass-fibre reinforced
PVC	Polyvinyle chloride	SAE	Classification of viscosity grades for automotive lubricants by the Society of Automotive Engineers

SUCTION- AND PUSH TYPE GUNS

Suction- and push type guns, single acting








12 935

PACKAGING

- Packing unit: 1

PRODUCTS

Figure	Item-No.	Description 1	Description 2	500 ml	1000 ml	SBV	Application
	12 902	Suction- and push type gun-500 ml	steel-plastic cover	×			For oils up to SAE 90, petroleum, fuel oil and diesel
	12 912	Suction- and push type gun-500 ml	steel-with plastic cover-SBV	×		×	
	12 907	Suction- and push type gun-500 ml	steel-galvanized-zinc cap	×			
	12 908	Suction- and push type gun-1000 ml	steel-galvanized-zinc cap		×		
	12 917	Suction- and push type gun-500 ml	steel-galvanized-zinc cap-SBV	×		×	
	12 910	Suction- and push type gun-500 ml	steel-silver painted-zinc cap	×			
	12 910 952	Suction- and push type gun-500 ml	steel-silver painted-zinc cap-ZBH	×			
	12 935	Suction- and push type gun-500 ml	brass polished-zinc cap	×			For fuels, oils, screen cleaners, cooling agents
	12 936	Suction- and push type gun-1000 ml	brass polished-zinc cap		×		
	12 937	Suction- and push type gun-500 ml	PVCU-container-transparent	×			For oils, lubricants
	12 938	Suction- and push type gun-1000 ml	PVCU-container-transparent		×		

Abbreviations

PVCU	Polyvinylchlorid-unplasticized
SAE	Classification of viscosity grades for automotive lubricants by the Society of Automotive Engineers
SBV	Packaging for self-service
ZBH	Accessories

Suction- and push type guns, double acting



TECHNICAL DATA

- Capacity (ml): 500
- Length flexible hose (mm): 500
- Quantity flexible hoses: 2
- Housing material: aluminium, polished

SPECIFICATION

- With 2 flexible hoses
- 1 suction hose - 1 discharge hose
- Packed in single carton box
- With EAN bar code

PRODUCT BENEFITS + FEATURES

- For diesel and fuel oil, oils up to SAE 50, screen cleaners, petroleum, water, cooling agents

PACKAGING

- Packing unit: 1

PRODUCTS

Item-No.	Description 1	Description 2
12 940	Suction- and push type gun-500 ml	double-acting-aluminium

Abbreviations

EAN European Article Number Code (bar code)

SAE Classification of viscosity grades for automotive lubricants by the Society of Automotive Engineers

SUCTION- AND PUSH TYPE GUNS

Accessories for suction- and push type guns








PACKAGING

- Packing unit: 1



12 435

PRODUCTS

Figure	Item-No.	Description 1	Description 2	Suction- and push type guns, steel	Suction- and push type guns, industrial version
	12 435	Spout-straight-M 10 x 1 male	150 mm	×	
	12 635	Spout-angled-M 10 x 1 male	150 mm	×	
	12 942	Spout straight-M 10 x 1 male	220 mm	×	
	12 944	Spout-straight-M 13 x 1 male	270 mm-for (12 931) and (12 932)		×
	12 951	Flexible hose-transparent	350 mm	×	
	12 954	Flexible hose-transparent	470 mm-for (12 931) and (12 932)		×
	12 955	Suction piston-spare part	for (12 931) and (12 932)		×

Abbreviations

- a Outer / Male
M Metric thread, cylindrical, DIN 13





LUBRICATION SYSTEMS, GREASE GUN FILLING SYSTEMS, TROLLEYS



230 Manually operated lubricating systems

231 Accessories for manually operated lubricating systems



232 Manually operated high pressure grease pumps



233 Grease gun filling systems



234 Filling systems for centralized lubrication systems



235 Manually operated grease dispenser units



236 Foot operated grease dispenser units



237 Oil dispensing units








238 Accessories for manually operated grease dispenser units / grease gun filling systems



239 Trolleys

LUBRICATION SYSTEMS, GREASE GUN FILLING SYSTEMS, TROLLEYS

Type	Capacity	Inside Diameter Ø
	5 kg	180 - 210 mm
	10 kg	210 - 240 mm
	15 kg	240 - 270 mm
	18 kg	240 - 290 mm
	20 kg	270 - 310 mm
	20 kg	270 - 310 mm
	25 kg	310 - 335 mm
	conical 25 kg	300 - 350 mm
	50 kg	335 - 385 mm
	15 kg	240 - 270 mm
	20 kg	270 - 310 mm
	18 kg	240 - 290 mm
	5 kg	180 - 210 mm
	10 kg	210 - 240 mm
	15 kg	240 - 270 mm
	15 kg	270 - 290 mm
	18 kg	240 - 290 mm
	20 kg	270 - 310 mm
	25 kg	310 - 335 mm
	conical 25 kg	300 - 350 mm
	50 kg	335 - 385 mm
	5 kg	180 - 210 mm
	10 kg	210 - 240 mm
	15 kg	240 - 270 mm
	15 kg	240 - 270 mm
	18 kg	240 - 290 mm
	20 kg	270 - 310 mm
	25 kg	310 - 335 mm
	conical 25 kg	300 - 350 mm
	conical 25 kg	300 - 350 mm
50 kg	355 - 385 mm	
	20 l bucket	180 - 310 mm
	20 l bucket	180 - 310 mm
	rectangular 20 l metal canisters	-
	rectangular 20 l original containers or right angled plastic barrels with external thread (M 62,2 x 4 mm)	-
	max. 60 l one-way container	210 - 340 mm
	max. 60 l one-way container	-

Suction tube length	Follower plate	Stabilizing fixing bracket	Dust cover	Complete system
510 mm	17 195	17 197	17 171	17 605
510 mm	17 230	17 197	17 171	17 610
510 mm	17 265	17 197	17 176	17 615
510 mm	17 275	17 197	17 176	17 618
510 mm	17 300	17 197	17 176	17 620
680 mm	17 300	17 197	17 176	17 630
680 mm	17 320	17 199	17 194	17 625
680 mm	17 325	17 199	17 194	17 632
680 mm	17 380	17 199	17 194	17 660
475 mm	17 265	-	17 181	17 693 698
475 mm	17 300	17 197	17 176	17 694
475 mm	17 275	17 197	17 176	17 694 950
510 mm	17 195	17 197	17 171	17 805
510 mm	17 230	17 197	17 171	17 810
510 mm	17 265	17 197	17 176	17 815
510 mm	17 285	17 197	17 176	17 817
510 mm	17 275	17 197	17 176	17 818
510 mm	17 300	17 197	17 176	17 820
680 mm	17 320	17 199	17 194	17 825
680 mm	17 325	-	17 184	17 825 950
680 mm	17 380	17 199	17 198	17 850
510 mm	17 195	17 197	17 171	17 034
510 mm	17 230	17 197	17 171	17 036
510 mm	17 265	17 197	17 176	17 012
510 mm	17 265	17 197	17 176	17 012 952
510 mm	17 275	17 197	17 176	17 012 950
510 mm	17 300	17 197	17 176	17 037
680 mm	17 320	17 199	17 194	17 014
680 mm	17 325	-	17 184	17 014 950
680 mm	17 325	17 199	17 194	17 014 954
680 mm	17 380	17 199	17 198	17 038
500 mm	-	17 197	17 190	17 018
500 mm	-	17 197	17 176	17 018 010
500 mm	-	17 191	-	17 019
500 mm	-	-	-	17 019 950
650 mm	-	17 196	-	17 024
650 mm	-	-	-	17 026

J

Manually operated lubricating systems



17 660

TECHNICAL DATA

- Pumping media: lubricating greases, up to NLGI 2
- Delivery rate to refill grease gun / stroke (cm³): 30
- Length of discharge hose (mm): 1500
- Grease supply into the hand operated grease gun: manually lever operated
- Connection hose/one hand grease gun: quick release adapter Rectus, type 26 (17 601), with nonreturn valve
- Delivery rate EHFP / stroke (cm³): 0,4
- Discharge pressure up to (bar): 550
- Burst pressure EHFP (bar): 850
- Burst pressure grease gun head (bar): 1200
- Capacity EHFP (cm³): 125
- Grease gun connection, pressure-side: M 10 x 1
- Grease pump piston actuation: manual, by means of pressure grip
- Material pump body: steel
- Material pump head: impact-resistant zinc die casting
- Surface treatment: all steel components are galvanized
- Lacquering dust cover: blue, RAL 5010

SPECIFICATION

- Manual pump to refill One hand grease gun
- Pump
- Suction tube
- Dust cover, stabilising-fixing bracket and follower plate
- One hand grease gun (EHFP), connection M 10 x 1 (17 600)
- Spout, straight, M 10 x 1, 150 mm (12 435)
- Coupler, 4 jaws, M 10 x 1 (12 631)
- Discharge hose (17 003)
- Packed in single carton box

PACKAGING

- Packing unit: 1

PRODUCTS

Item-No.	Description 1	Description 2	follower plate	Ø follower plate	SRL 510	SRL 680
17 605	Manually operated-lubrication system	5-kg-BE-Ø 180-210 mm-SRL 510	for 5 kg container	180-210 mm	×	
17 610	Manually operated-lubrication system	10-kg-BE-Ø 210-240 mm-SRL 510	for 10 kg container	210-240 mm	×	
17 615	Manually operated-lubrication system	15-kg-BE-Ø 240-270 mm-SRL 510	for 15 kg container	240-270 mm	×	
17 618	Manually operated-lubrication system	18-kg-BE-Ø 240-290 mm-SRL 510	for 18 kg container	240-290 mm	×	
17 620	Manually operated-lubrication system	20-kg-BE-Ø 270-310 mm-SRL 510	for 20 kg container	270-310 mm	×	
17 625	Manually operated-lubrication system	25-kg-BE-Ø 310-335 mm-SRL 680	for 25 kg container	310-335 mm		×
17 630	Manually operated-lubrication system	20-kg-BE-Ø 270-310 mm-SRL 680	for 20 kg container	270-310 mm		×
17 632	Manually operated-lubrication system	25-kg-BE-Ø 300-350 mm-SRL 680	for conical plastic containers, 25 kg	300-350 mm		×
17 660	Manually operated-lubrication system	50-kg-BE-Ø 335-385 mm-SRL 680	for 50 kg container	335-385 mm		×

Abbreviations

BE	Container
EHFP	One hand grease gun
SRL	Suction pipe length, in mm





Accessories for manually operated lubricating systems



PACKAGING

- Packing unit: 1

PRODUCTS

Figure	Item-No.	Description 1	Description 2
	17 600	One hand grease gun-EHFP	with connector for Rectus-type 26
	17 601	Rectus connector coupling	Typ 26-13 mm-SW 21
	17 003	Discharge hose-DN 13-20 mm male	NBR-1500 mm-10 bar
	17 003 001	Discharge hose-DN 13-20 mm male	NBR-2000 mm-10 bar

Abbreviations

DN	Inner diameter, in millimetres
EHFP	One hand grease gun
NBR	Nitrile butadiene caoutchouc (Perbunan® Buna-N®)
SW	Wrench size

Manually operated high pressure grease pumps



17 694

TECHNICAL DATA

- Pumping media: lubricating greases, up to NLGI 2
- Delivery rate/stroke (cm³): 3,8
- Grease supply: manually lever operated
- Discharge pressure up to (bar): 200
- Material pump body: steel
- Material pump head: impact-resistant zinc die casting
- Surface treatment: All steel components are galvanized
- Lacquering dust cover: blue, RAL 5010

SPECIFICATION

- Manual pump for grease supply
- Pump
- Suction tube
- Dust cover, stabilising-fixing bracket and follower plate
- High pressure grease hose
- Spout, angled, G 1/8", 150 mm (12 735)
- Coupler, 4 jaws, G 1/8" (12 731)
- Robust carrying handle
- Packed in single carton box

PACKAGING

- Packing unit: 1

PRODUCTS

Item-No.	Description 1	Description 2	follower plate	Ø follower plate	SRL 370	SRL 475
17 693 698	Manually operated high pressure grease pump	15-kg-BE-Ø 240-270 mm-SRL 370	for 15 kg container	240-270 mm	×	
17 694 950	Manually operated high pressure grease pump	18-kg-BE-Ø 240-290 mm-SRL 475	for 18 kg container	240-290 mm		×
17 694	Manually operated high pressure grease pump	20-kg-BE-Ø 270-310 mm-SRL 475	for 20 kg container	270-310 mm		×

ACCESSORIES

12 765 601	High pressure hose-G 1/8" male	11 x 1500 mm
12 731	Hydraulic coupler-G 1/8" female	SW 13 mm-Ø 15mm
12 735	Spout-angled-G 1/8" male	150 mm

Abbreviations

a	Outer / Male
BA	Jaws
BE	Container
DN	Inner diameter, in millimetres
G	Whitworth Pipe Thread, cylindrical, ISO 228 (DIN 259)
i	Inside / Female
M	Metric thread, cylindrical, DIN 13
NBR	Nitrile butadiene caoutchouc (Perbunan® Buna-N®)
NLGI	Stands for viscosity class 000 to 6, as defined by the National Lubricating Grease Institute, USA
SRL	Suction pipe length, in mm
ZSA	Centralized lubrication systems

Grease gun filling systems



17 805

TECHNICAL DATA

- Pumping media: lubricating greases, up to NLGI 2
- Delivery rate/stroke (cm³): 30
- Grease supply: by means of a hand pump
- Connection suction side: for grease guns, with filling nipple
- Discharge pressure up to (bar): 8 bar
- Material pump body: steel
- Material pump head: impact-resistant zinc die casting
- Surface treatment: All steel components are galvanized
- Lacquering dust cover: blue, RAL 5010

SPECIFICATION

- Pump
- Suction tube
- Dust cap on filling coupler secured by chain
- Dust cover, stabilising-fixing bracket and follower plate
- Filling nipple, M 10 x 1 (12 670), enclosed without package, for upgrading grease guns from other manufacturers
- Packed in single carton box

PRODUCT BENEFITS + FEATURES

- For filling lever, one hand and air operated grease guns

PACKAGING

- Packing unit: 1

PRODUCTS

Item-No.	Description 1	Description 2	follower plate	Ø follower plate	SRL 510	SRL 680
17 805	Grease gun filling system-manually operated	5-kg-BE-Ø 180-210 mm	for 5 kg container	180-210 mm	×	
17 810	Grease gun filling system-manually operated	10-kg-BE-Ø 210-240 mm	for 10 kg container	210-240 mm	×	
17 815	Grease gun filling system-manually operated	15-kg-BE-Ø 240-270 mm	for 15 kg container	240-270 mm	×	
17 817	Grease gun filling system-manually operated	15-kg-BE-Ø 270-290 mm	for 15 kg container	270-290 mm	×	
17 818	Grease gun filling system-manually operated	18-kg-BE-Ø 266-291 mm	for 18 kg container	266-291 mm	×	
17 820	Grease gun filling system-manually operated	20-kg-BE-Ø 270-310 mm	for 20 kg container	270-310 mm	×	
17 825	Grease gun filling system-manually operated	25-kg-BE-Ø 310-335 mm	for 25 kg container	310-335 mm		×
17 850	Grease gun filling system-manually operated	50-kg-BE-Ø 335-385 mm	for 50 kg container	335-385 mm		×
17 825 950	Grease gun filling system-manually operated	25-kg-BE-Ø 300-350 mm	for conical plastic containers, 25 kg	300-350 mm		×

ACCESSORIES

00 816	Grease filling connector	for grease gun filling systems				
17 015	Grease pump-manually operated	for filling systems 5-20 kg			×	

Filling systems for centralized lubrication systems with connecting coupler



17 034

TECHNICAL DATA

- Pumping media: lubricating greases, up to NLGI 2
- Grease connection, pressure side: Rectus coupling, type 72, for a quick connecting adapter (17 044)
- Hose length (mm): 1500
- Grease supply: manually lever operated
- Delivery rate/stroke (cm³): 30
- Discharge pressure up to (bar): 8
- Surface treatment: all steel components are galvanized
- Pump head: impact-resistant zinc die casting
- Pump body: steel
- Lacquering dust cover: blue, RAL 5010

SPECIFICATION

- Pump
- Suction tube
- Dust cover, stabilising-fixing bracket and follower plate
- Grease supply hose (17 003) with Kupplung Rectus, Typ 72 (01 297)
- Packed in single carton box

PRODUCT BENEFITS + FEATURES

- For filling centralized lubrication systems

PACKAGING

- Packing unit: 1

PRODUCTS

Item-No.	Description 1	Description 2	follower plate	Ø follower plate	SRL 510	SRL 680	ZBH
17 034	Filling system-for ZSA	5-kg-BE-Ø 180-210 mm	for 5 kg container	180-210 mm	×		
17 036	Filling system-for ZSA	10-kg-BE-Ø 210-240 mm	for 10 kg container	210-240 mm	×		
17 012	Filling system-for ZSA	15-kg-BE-Ø 240-270 mm	for 15 kg container	240-270 mm	×		
17 012 952	Filling system-for ZSA	15-kg-BE-Ø 240-270 mm-ZBH	for 15 kg container	270-290 mm	×		×
17 012 950	Filling system-for ZSA	18-kg-BE-Ø 266-291 mm	for 18 kg container	266-291 mm	×		
17 037	Filling system-for ZSA	20-kg-BE-Ø 270-310 mm	for 20 kg container	270-310 mm	×		
17 014	Filling system-for ZSA	25-kg-BE-Ø 310-335 mm	for 25 kg container	310-335 mm		×	
17 014 950	Filling system-for ZSA	25-kg-BE-Ø 300-350 mm	for conical plastic containers, 25 kg	300-350 mm		×	
17 014 954	Filling system-for ZSA	25-kg-BE-Ø 300-350 mm-ZBH	for conical plastic containers, 25 kg	300-350 mm		×	×
17 038	Filling system-for ZSA	50-kg-BE-Ø 335-385 mm	for 50 kg container	335-385 mm		×	

ACCESSORIES

01 297	Rectus coupler	type 72-G 1/4" female
17 044	Push connector for Rectus coupler	type 72-G 1/4" female
17 044 950	Push connector for Rectus coupler	type 72-G 1/4" female-with 2 adapters
17 045	Steel discharge spout	push connector-Rectus coupler-type 72
17 003	Discharge hose-DN 13-20 mm male	NBR-1500 mm-10 bar
17 003 001	Discharge hose-DN 13-20 mm male	NBR-2000 mm-10 bar

Manually operated grease dispenser units



17 791

TECHNICAL DATA

- Pumping media: lubricating greases, up to NLGI 2
- Delivery rate/stroke (cm³): 10
- Discharge pressure up to (bar): 25
- Grease supply: utilizing a hand pump
- Filling: manual, utilizing a removable pump
- Discharge hose: High pressure hose, 11 x 1500 mm
- Surface treatment: all steel components are galvanized
- Pump head: impact-resistant zinc die casting
- Lacquering of container and cover: window grey, satin, RAL 7040

SPECIFICATION

- Spout, angled, M 10 x 1, 150 mm
- Portable, with robust handle
- With foot rest
- Pump
- High pressure grease hose, 11 x 1500 mm
- Suction tube with follower plate
- 4-claws hydraulic coupler, M 10 x 1
- Shut-off valve
- Lacquering, oil-resistant

PACKAGING

- Packing unit: 1

PRODUCTS

Item-No.	Description 1	Description 2	8 kg	12 kg	16 kg	mobile
17 786	Grease dispensing unit-portable	8-kg-Container-manually operated	×			
17 788	Grease dispensing unit-portable	12-kg-Container-manually operated		×		
17 791	Grease dispensing unit-portable	16-kg-Container-manually operated			×	
17 792	Fettabgabegerät-mobile	16-kg-Container-manually operated			×	×

ACCESSORIES

12 667	Discharge hose-11x1500 mm-ABSV	R 1/4" fem-M 10 x 1 male-GBDR-MU
17 410	Grease follower plate for (17 786)	Ø 148 mm
17 415	Grease follower plate for (17 788)	Ø 189 mm
17 420	Grease follower plate for (17 791)	Ø 210 mm

Abbreviations

a	Outer / Male	M	Metric thread, cylindrical, DIN 13
ABSV	Shut-off valve	MU	Coupler
BE	Container	NBR	Nitrile butadiene caoutchouc (Perbunan® Buna-N®)
BA	Jaws	NLGI	Stands for viscosity class 000 to 6, definiert vom National Lubricating Grease Institute, USA
DN	Inner diameter, in millimetres	SRL	Suction pipe length, in mm
G	Whitworth Pipe Thread, cylindrical, ISO 228 (DIN 259)	ZSA	Centralized lubrication systems
GBDR	Angled spout coupler		
i	Inside / Female		

Foot operated grease dispenser units



TECHNICAL DATA

- Capacity of container (kg): 15
- Container diameter (mm): 220
- Container height (mm): 380
- Pumping media: lubricating greases, up to NLGI 2
- Delivery rate/stroke (cm³): 8
- Discharge pressure up to (bar): 150
- Discharge: utilizing a foot pump
- Filling: manual, utilizing a removable filling cap
- Discharge hose: High pressure hose, 11 x 1500 mm
- Material pump body: aluminium
- Material pump head: steel
- Lacquering of container: window grey, satin, RAL 7040

SPECIFICATION

- High pressure grease hose, 11 x 1500 mm
- Spout, angled, M 10 x 1, 150 mm
- Coupler, 4 jaws, M 10 x 1 (12 631)
- Manual shut-off valve
- 2 fixed wheels and robust adjustable foot
- Lacquering, oil-resistant
- Robust moving handle
- Pump, grease follow-up piston, with spring
- Packed in single carton box

PACKAGING

- Packing unit: 1

PRODUCTS

Item-No.	Description 1	Description 2	15 kg
17 793	Grease supply unit-mobile	15-kg-container-foot-operated pump	×

Abbreviations

BA	Jaws
M	Metric thread, cylindrical, DIN 13

Oil dispensing units



17 790

TECHNICAL DATA

- Pumping media: oils, up to SAE 40
- Delivery rate stroke (cm³): 85
- Oil delivery: utilizing a hand pump
- Filling: manual, utilizing a removable pump
- Discharge: through discharge hose and steel discharge spout
- Surface treatment: all steel components are galvanized
- Pump head: impact-resistant zinc die casting
- Lacquering of container and cover: window grey, satin, RAL 7040

SPECIFICATION

- Oils, up to SAE 40, self-lubricating, non-aggressive media
- Discharge hose, 2000 mm, with steel discharge spout
- With foot rest
- Lacquering, oil-resistant
- Robust moving handle
- Suction tube, with pump
- Container cover, with drip opening

PACKAGING

- Packing unit: 1

PRODUCTS

Item-No.	Description 1	Description 2	8 l	14 l	mobile
17 781	Oil dispensing unit-portable	8 l-container-manually operated	×		
17 790	Oil dispensing unit-mobile	14 l-container-manually operated		×	×

Abbreviations

a Outer / Male

SAE Classification of viscosity grades for automotive lubricants by the Society of Automotive Engineers

Follower plates



17 230

TECHNICAL DATA

- Material: metal
- Inner diameter (mm): 35,5

SPECIFICATION

- Wrap-around rubber sealing lip

PACKAGING

- Packing unit

PRODUCTS

Item-No.	Description 1	Description 2	Specification
17 195	Grease follower plate	5-kg-BE-Ø 180-210 mm	for 5-kg-container, ø 180 - 210 mm
17 230	Grease follower plate	10-kg-BE-Ø 210-240 mm	for 10-kg-container, ø 210 - 240 mm
17 265	Grease follower plate	15-kg-BE-Ø 240-270 mm	for 15-kg-container, ø 240 - 270 mm
17 275	Grease follower plate	18-kg-BE-Ø 240-290 mm	for 18-kg-JOKEY-container, ø 240 - 290 mm
17 285	Grease follower plate	20-kg-BE-Ø 270-290 mm	for 20-kg-container, ø 270 - 290 mm
17 300	Grease follower plate	20-kg-BE-Ø 270-310 mm	for 20-kg-container, ø 270 - 310 mm
17 320	Grease follower plate	25-kg-BE-Ø 310-335 mm	for 25-kg-container, ø 310 - 335 mm
17 325	Grease Grease follower plate-conical	25-kg-BE-Ø 300-350 mm	for 25-kg-container, ø 300 - 350 mm, conical
17 380	Grease follower plate	50-kg-BE-Ø 335-385 mm	for 50-kg-container, ø 335 - 385 mm
17 400	Grease follower plate	60-kg-BE-Ø 385-405 mm	for 60-kg-container, ø 385 - 405 mm

Stabilising-fixing brackets



17 197

TECHNICAL DATA

- Material: metal
- Inner diameter (mm): 35,5

SPECIFICATION

- Adjustable to suit different container sizes
- Clamp with butterfly screws, for fastening the pump pipes

PACKAGING

- Packing unit: 1

PRODUCTS

Item-No.	Description 1	Description 2	Specification
17 197	Container fixing bracket	5-20-kg-BE-Ø 180-310 mm	for 5- up to 20-kg-container, ø 180 - 310 mm
17 199	Container fixing bracket	25-60-kg-BE-Ø 310-405 mm	for 25- up to 60-kg-container, ø 310 - 405 mm

Abbreviations

BE Container

Dust covers



17 171

TECHNICAL DATA

- Material: metal
- Inner diameter (mm): 35,5
- Lacquering: blue, RAL 5010

SPECIFICATION

- Integral grease gun holder

PACKAGING

- Packing unit: 1

PRODUCTS

Item-No.	Description 1	Description 2	Specification
17 171	Dust cover	5-10-kg-BE-Ø 252 mm	for 5- up to 10-kg-container, ø 252 mm
17 194	Dust cover	25-60-kg-BE-Ø 385 mm	for 25- up to 60-kg-container, ø 385 mm
17 172	Dust cover	5-10-kg-BE-Ø 282 mm	for 5- up to 10-kg-container, ø 282 mm
17 176	Dust cover	15-20-kg-BE-Ø 342 mm	for 15- up to 20-kg-container, ø 342 mm
17 198	Dust cover	50-60-kg-BE-Ø 450 mm	for 50- up to 60-kg-container, ø 450 mm
17 184	Dust cover	25-kg-BE-Ø 385 mm-conical	for 25-kg-container, ø 385 mm, conical

Trolleys



TECHNICAL DATA

- Colour: blue, RAL 5010

SPECIFICATION

- For 60-/200-l-container, Ø max. 560 mm
- Four castor wheels
- Packed in carton box

PACKAGING

- Packing unit: 1

PRODUCTS

Item-No.	Description 1	Description 2
17 021	Container mount-cross shaped	for barrels-max Ø 560 mm

Trolleys



TECHNICAL DATA

- Colour: blue, RAL 5010
- Permitted weight (kg): 15

SPECIFICATION

- Two wheels

PACKAGING

- Packing unit: 1

PRODUCTS

Item-No.	Description 1	Description 2
17 004	Trolley	for 5-/10-/15-kg-containers



TECHNICAL DATA

- Colour: blue, RAL 5010
- Permitted weight (kg): 60

SPECIFICATION

- Two wheels, with adjustable foot, handle
- Base for 2" barrel screw coupling
- Drip tray
- Dust protection cap
- For 5 - 60 kg plastic and metal containers
- Packed in carton box

PACKAGING

- Packing unit: 1

PRODUCTS

Item-No.	Description 1	Description 2
17 008 950	Trolley	for 5-60-kg-container



TECHNICAL DATA

- Surface treatment: powder coating
- Colour: blue, RAL 5010
- Permitted weight (kg): 60

SPECIFICATION

- Robust, high quality trolley, easy to handle and quiet running
- 2 fixed (04 333) and 2 moveable (04 332) wheels
- Drum/barrel holder
- Control nozzle storage bracket

PRODUCT BENEFITS + FEATURES

- Can be dismantled
- Space optimized, high quality packaging

PACKAGING

- Packing unit: 1

PRODUCTS

Item-No.	Description 1	Description 2
17 070	Trolley for containers	up to 60 kg-can be disassembled



TECHNICAL DATA

- Colour: blue, RAL 5010
- Permitted weight (kg): 200

SPECIFICATION

- Three wheels

PACKAGING

- Packing unit: 1

PRODUCTS

Item-No.	Description 1	Description 2
17 009 390	Trolley	for 200 kg-containers-ECO version

Trolleys



TECHNICAL DATA

- Surface treatment: powder coating
- Colour: blue, RAL 5010
- Permitted weight (kg): 220

SPECIFICATION

- Robust, high quality trolley, easy to handle and quiet running
- 2 fixed wheels (85 462)
- Castor wheel with brake
- Control nozzle storage bracket

PRODUCT BENEFITS + FEATURES

- Can be dismantled
- Space optimized, high quality packaging

PACKAGING

- Packing unit: 1

PRODUCTS

Item-No.	Description 1	Description 2
17 075	Trolley	for 200 kg-containers-can be disassembled



TECHNICAL DATA

- Colour: blue, RAL 5010
- Permitted weight (kg): 220

SPECIFICATION

- Robust, high quality trolley, easy to handle and quiet running
- Three wheels
- Lockable steering wheel
- Hose storage rack
- Designed for mounting of hose reels, electric pumps and pneumatic pumps
- Drip-tray integrated on the handle, with a drain screw and removable strainer

PACKAGING

- Packing unit: 1

PRODUCTS

Item-No.	Description 1	Description 2
17 009	Trolley	for 200 kg-containers



TECHNICAL DATA

- Colour: blue, RAL 5010
- Permitted weight (kg): 220

SPECIFICATION

- Robust, high quality trolley, easy to handle and quiet running
- Two pneumatic wheels
- Lockable steering wheel
- Hose storage rack
- Designed for mounting of hose reels, electric pumps and pneumatic pumps
- Drip-tray integrated on the handle, with a drain screw and removable strainer

PACKAGING

- Packing unit: 1

PRODUCTS

Item-No.	Description 1	Description 2
17 009 100	Trolley	for 200 kg-containers-pneumatic-tired

Accessories for trolleys








87 651

PACKAGING













- Packing unit: 1

PRODUCTS

Figure	Item-No.	Description 1	Description 2
	17 000	Rubber retaining strap	for trolley (17 008)
	87 547	Solid rubber wheel	for trolley (17 009)
	85 462	Solid rubber wheel	for trolley (17 009 390)
	87 651	Pneumatic wheel	for trolley (17 009 100)



GREASE NIPPLES

	246 Hydraulic grease nipples H1, straight, 180°
	251 Hydraulic grease nipples H2, 45°
	254 Hydraulic grease nipples H3, 90°
	257 Ball type grease nipples K1
	258 Funnel type grease nipples D1
	260 Funnel type grease nipples D2, angled 45°
	261 Funnel type grease nipples D3, angled 90°
	262 Button head grease nipples M
	264 Button head grease nipples T1/B
	266 Grease nipple assortments Grease nipple tools
	267 Grease nipples, 25 pcs. in polybag
	269 Grease nipples, 10 pcs. in polybag with headcard

K

GREASE NIPPLES

Hydraulic grease nipples H1, straight, 180°, acc to DIN 71 412, hardened, galvanized, hexagon version



15 025

TECHNICAL DATA

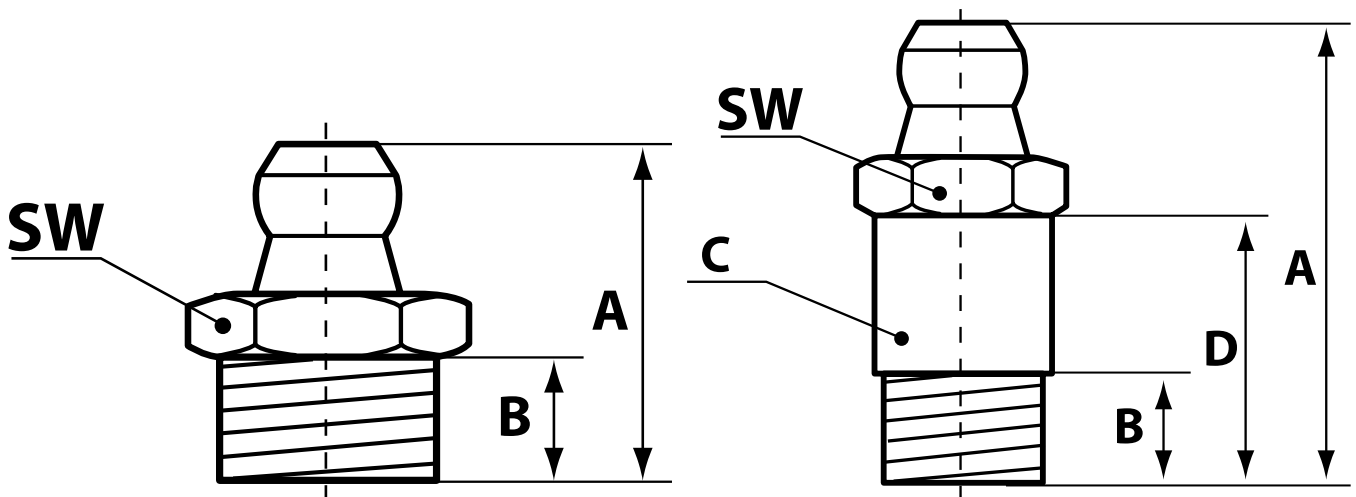
- Norm: DIN 71 412
- Material: steel
- Surface: blue galvanized, hardened
- Surface hardness: 550 HV 1

SPECIFICATION

- Hexagon (SK)

PACKAGING

- Packing unit: 100 (55 602: 50)



Abbreviations

BSF	British standard fine/Whitworth thread, quality: fine
DIN	German Institute for Standardisation (DIN standards)
G	Whitworth Pipe Thread, cylindrical, ISO 228 (DIN 259)
H1	Hydraulic grease nipple, 180°, straight
M	Metric thread, cylindrical, DIN 13
NPT	National Taper Pipe, non-sealing and pressure-resistant tapered pipe thread
PTF	Pipe Taper Fuel and Oil, sealing and pressure-resistant tapered pipe thread
R	Whitworth thread, tapered, similar to DIN 3858, self-sealing connection
SK	Hexagon
SW	Wrench size
UNF	Unified Fine Thread
VZ	Galvanized
WHIT	Whitworth thread

PRODUCTS

Item-No.	Description 1	Description 2	A	B	C	D
15 006 400	Hydraulic grease nipple H1-straight	M 5 x 0,8-VZ-SK-SW 7	15	5,5		
15 006	Hydraulic grease nipple H1-straight	M 6 x 0,75-VZ-SK-SW 7	15	5,5		
15 007	Hydraulic grease nipple H1-straight	M 6 x 1-VZ-SK-SW 7	15	5,5		
15 007 050	Hydraulic grease nipple H1-straight	M 6 x 1-VZ-SK-SW 7-short	11	3,3		
15 062	Hydraulic grease nipple H1-straight	1/4" UNF-VZ-SK-SW 7	15	5,5		
15 000	Hydraulic grease nipple H1-straight	1/4" BSF-VZ-SK-SW 7	15	5,5		
15 025	Hydraulic grease nipple H1-straight	1/4" WHIT-VZ-SK-SW 7	15	5,5		
15 008	Hydraulic grease nipple H1-straight	M 7 x 1-VZ-SK-SW 9	15	5,5		
15 009	Hydraulic grease nipple H1-straight	M 8 x 1-VZ-SK-SW 9	15	5,5		
15 010	Hydraulic grease nipple H1-straight	M 8 x 1,25-VZ-SK-SW 9	15	5,5		
15 069	Hydraulic grease nipple H1-straight	5/16" BSF-VZ-SK-SW 9	15	5,5		
15 013	Hydraulic grease nipple H1-straight	M 10 x 1-VZ-SK-SW 11	15	5,5		
15 014	Hydraulic grease nipple H1-straight	M 10 x 1,25-VZ-SK-SW 11	15	5,5		
15 015	Hydraulic grease nipple H1-straight	M 10 x 1,5-VZ-SK-SW 11	15	5,5		
15 037	Hydraulic grease nipple H1-straight	G 1/8"-VZ-SK-SW 11	15	5,5		
15 026	Hydraulic grease nipple H1-straight	1/8" NPT-VZ-SK-SW 11	15	5,5		
15 067	Hydraulic grease nipple H1-straight	3/8" WHIT-VZ-SK-SW 11	15	5,5		
15 076	Hydraulic grease nipple H1-straight	3/8" UNF-24F-VZ-SK-SW 11	15	5,5		
15 016	Hydraulic grease nipple H1-straight	M 12 x 1-VZ-SK-SW 14	17	6,5		
15 017	Hydraulic grease nipple H1-straight	M 12 x 1,5-VZ-SK-SW 14	17,5	6,5		
15 018	Hydraulic grease nipple H1-straight	M 12 x 1,75-VZ-SK-SW 14	17,5	6,5		
15 027	Hydraulic grease nipple H1-straight	1/4"-NPT-VZ-SK-SW 14	19	8		
15 021	Hydraulic grease nipple H1-straight	M 14 x 1,5-VZ-SK-SW 14	17,5	6,5		
15 038	Hydraulic grease nipple H1-straight	G 1/4"-VZ-SK-SW 14	17,5	6,5		
15 023	Hydraulic grease nipple H1-straight	M 16 x 1,5-VZ-SK-SW 17	18	7		
15 039	Hydraulic grease nipple H1-straight	G 3/8"-VZ-SK-SW 17	18	7		
15 040	Hydraulic grease nipple H1-straight	R 1/2-VZ-SK-SW 22	28	8		
15 007 001	Hydraulic grease nipple H1-straight	M 6 x 1-VZ-SK-SW 7-long-29 mm	29	8	6	20
55 062	Hydraulic grease nipple H1-straight	1/4" WHIT-VZ-SK-SW 7-long-26 mm	26	6	6,5	16
15 021 003	Hydraulic grease nipple H1-straight	M 14 x 1,5-VZ-SK-SW 14	17,5	6,5		
15 026 007	Hydraulic grease nipple H1-straight	1/8" PTF-VZ-SK-SW 11	15	5,5		

GREASE NIPPLES

Hydraulic grease nipples H1, straight, 180°, acc to DIN 71 412, stainless steel, rustproof, hexagon version



15 906

TECHNICAL DATA

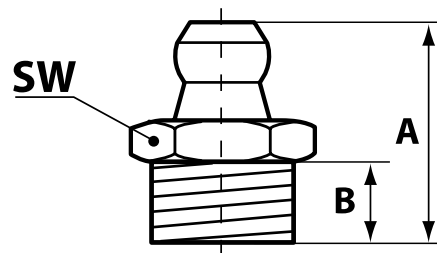
- Norm: DIN 71 412
- Material: stainless steel

SPECIFICATION

- Hexagon (SK)

PACKAGING

- Packing unit: 10



PRODUCTS

Item-No.	Description 1	Description 2	A	B
15 906	Hydraulic grease nipple H1-straight	M 5 x 0,8-VA-SK-SW 7	15	5,5
15 907	Hydraulic grease nipple H1-straight	M 6 x 1-VA-SK-SW 7 -conical	15	5,5
15 909	Hydraulic grease nipple H1-straight	M 8 x 1-VA-SK-SW 9-conical	15	5,5
15 910	Hydraulic grease nipple H1-straight	M 8 x 1,25-VA-SK-SW 9	15	5,5
15 913	Hydraulic grease nipple H1-straight	M 10 x 1-VA-SK-SW 11	15	5,5
15 915	Hydraulic grease nipple H1-straight	M 10 x 1,5-VA-SK-SW 11	15	5,5
15 937	Hydraulic grease nipple H1-straight	R 1/8"-VA-SK-SW 11	15	5,5
15 926	Hydraulic grease nipple H1-straight	1/8" NPT-VA-SK-SW 11	15	5,5
15 917	Hydraulic grease nipple H1-straight	M 12 x 1,5-VA-SK-SW 14	17,5	6,5
15 918	Hydraulic grease nipple H1-straight	M 12 x 1,75-VA-SK-SW 14	17,5	6,5
15 938	Hydraulic grease nipple H1-straight	R 1/4"-VA-SK-SW 14	17,5	6,5
15 939	Hydraulic grease nipple H1-straight	G 3/8" -VA-SK-SW 17	18	7

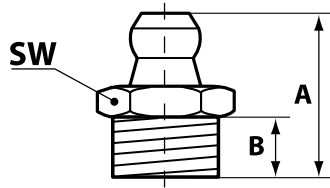
Abbreviations

DIN	German Institute for Standardisation (DIN standards)
ESN	Drive fit nipple
G	Whitworth Pipe Thread, cylindrical, ISO 228 (DIN 259)
H1	Hydraulic grease nipple, 180°, straight
M	Metric thread, cylindrical, DIN 13
NPT	National Taper Pipe, non-sealing and pressure-resistant tapered pipe thread
R	Whitworth thread, tapered, similar to DIN 3858, self-sealing connection
SFG	Self-forming thread
SK	Hexagon
SW	Wrench size
VA	Stainless steel
VZ	Galvanized

Hydraulic grease nipples H1, straight, 180°, acc to DIN 71 412, hardened, galvanized, self-tapping thread, hexagon version



15 071



TECHNICAL DATA

- Norm: DIN 71 412
- Dimension A (mm): 15
- Dimension B (mm): 5,5
- Material: steel
- Surface: yellow galvanized
- Surface hardness: 550 HV 1

SPECIFICATION

- Self-forming thread (SFG)
- Hexagon (SK)

PACKAGING

- Packing unit: 100

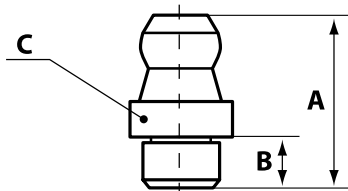
PRODUCTS

Item-No.	Description 1	Description 2	SW 7	SW 9	SW 11
15 071	Hydraulic grease nipple H1-straight	F 6 x 1-SFG-VZ-SK-SW 7	×		
15 072	Hydraulic grease nipple H1-straight	F 8 x 1-SFG-VZ-SK-SW 9		×	
15 073	Hydraulic grease nipple H1-straight	F 10 x 1-SFG-VZ-SK-SW 11			×

Hydraulic grease nipples H1 A, straight, 180°, acc to DIN 71 412, hardened, galvanized, drive fit version



15 001



TECHNICAL DATA

- Norm: DIN 71 412
- Material: steel
- Surface: blue galvanized, hardened
- Surface hardness: 550 HV 1

SPECIFICATION

- Drive fit nipple (ESN)

PACKAGING

- Packing unit: 100

PRODUCTS

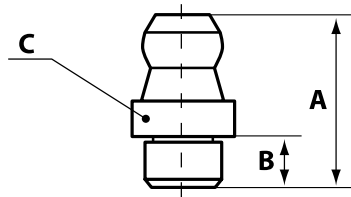
Item-No.	Description 1	Description 2	A	B	C
15 001	Hydraulic grease nipple H1 A-straight	Ø 4 mm-VZ-round-ESN	15	5,5	8
15 002	Hydraulic grease nipple H1 A-straight	Ø 5 mm-VZ-round-ESN	15	5,5	8
15 003	Hydraulic grease nipple H1 A-straight	Ø 6 mm-VZ-round-ESN	15	5,5	8
15 004	Hydraulic grease nipple H1 A-straight	Ø 8 mm-VZ-round-ESN	15	5,5	10
15 005	Hydraulic grease nipple H1 A-straight	Ø 10 mm-VZ-round-ESN	15	5,5	12

GREASE NIPPLES

Hydraulic grease nipples H1 A, straight, 180°, acc to DIN 71 412, stainless steel, rustproof, drive fit version



15 902



TECHNICAL DATA

- Norm: DIN 71 412
- Material: Stainless steel

SPECIFICATION

- Drive fit nipple (ESN)

PACKAGING

- Packing unit: 10

PRODUCTS

Item-No.	Description 1	Description 2	A	B	C
15 902	Hydraulic grease nipple H1 A-straight	Ø 6 mm-VA-round-ESN	14,4	5,8	8
15 903	Hydraulic grease nipple H1 A-straight	Ø 8 mm-VA-round-ESN	14,9	6,5	8

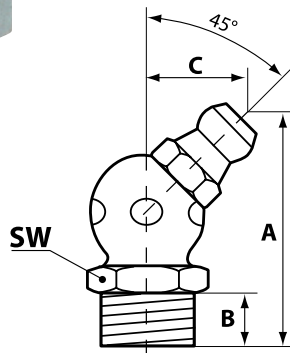
Abbreviations

BSF	British standard fine/Whitworth thread, quality: fine
DIN	German Institute for Standardisation (DIN standards)
ESN	Drive fit nipple
G	Whitworth Pipe Thread, cylindrical, ISO 228 (DIN 259)
H1 A	Hydraulic grease nipple, 180°, straight, drive fit nipple
H2	Hydraulic grease nipple, 45°
M	Metric thread, cylindrical, DIN 13
NPT	National Taper Pipe, non-sealing and pressure-resistant tapered pipe thread
SK	Hexagon
SW	Wrench size
UNF	Unified Fine Thread
VA	Stainless steel
VZ	Galvanized
WHIT	Whitworth thread

Hydraulic grease nipples H2, 45°, acc to DIN 71 412, hardened, galvanized, hexagon version



15 107 140



TECHNICAL DATA

- Norm: DIN 71 412
- Material: steel
- Surface: blue galvanized, hardened
- Surface hardness: 550 HV 1

SPECIFICATION

- Hexagon (SK)

PACKAGING

- Packing unit: 100

PRODUCTS

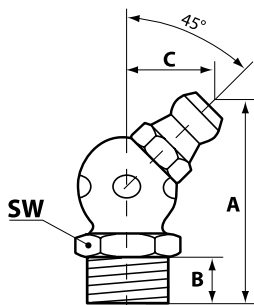
Item-No.	Description 1	Description 2	A	B	C
15 107 140	Hydraulic grease nipple H2-45°	M 6 x 1-VZ-SK-SW 9	23,5	5,5	10,5
15 108	Hydraulic grease nipple H2-45°	M 7 x 1-VZ-SK-SW 9	23,5	5,5	10,5
15 109 140	Hydraulic grease nipple H2-45°	M 8 x 1-VZ-SK-SW 9	23,5	5,5	10,5
15 110 140	Hydraulic grease nipple H2-45°	M 8 x 1,25-VZ-SK-SW 9	23,5	5,5	10,5
15 162 003	Hydraulic grease nipple H2-45°	1/4" WHIT-VZ-SK-SW 9	23,5	5,5	10,5
15 162 140	Hydraulic grease nipple H2-45°	1/4" UNF-VZ-SK-SW 9	23,5	5,5	10,5
15 100 140	Hydraulic grease nipple H2-45°	1/4" BSF-VZ-SK-SW 9	23,5	5,5	10,5
15 163	Hydraulic grease nipple H2-45°	5/16" UNF-VZ-SK-SW 9	23,5	5,5	10,5
15 113 140	Hydraulic grease nipple H2-45°	M 10 x 1-VZ-SK-SW 11	25	5,5	11,5
15 114	Hydraulic grease nipple H2-45°	M 10 x 1,25-VZ-SK-SW 11	25	5,5	11,5
15 115 140	Hydraulic grease nipple H2-45°	M 10 x 1,5-VZ-SK-SW 11	25	5,5	11,5
15 137 140	Hydraulic grease nipple H2-45°	G 1/8"-VZ-SK-SW 11	25	5,5	11,5
15 126	Hydraulic grease nipple H2-45°	1/8" NPT-VZ-SK-SW 11	27	7	11,5
15 164	Hydraulic grease nipple H2-45°	3/8" WHIT-VZ-SK-SW 11	25	5,5	11,5
15 117	Hydraulic grease nipple H2-45°	M 12 x 1,5-VZ-SK-SW 14	22,5	6,5	12
15 118	Hydraulic grease nipple H2-45°	M 12 x 1,75-VZ-SK-SW 14	22,5	6,5	12
15 138	Hydraulic grease nipple H2-45°	G 1/4"-VZ-SK-SW 14	22,5	6,5	12
15 127	Hydraulic grease nipple H2-45°	1/4" NPT-VZ-SK-SW 14	22,5	6,5	12
15 139 004	Hydraulic grease nipple H2-45°	G 3/8"-VZ-SK-SW 17	25,5	7	13,5

GREASE NIPPLES

Hydraulic grease nipples H2, 45°, acc to DIN 71 412, stainless steel, rustproof, hexagon version



15 940



TECHNICAL DATA

- Norm: DIN 71 412
- Material: Stainless steel

SPECIFICATION

- Hexagon (SK)

PACKAGING

- Packing unit: 10

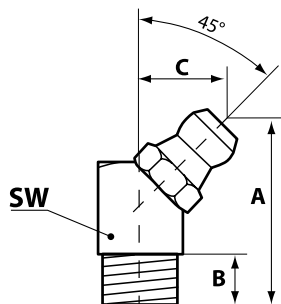
PRODUCTS

Item-No.	Description 1	Description 2	A	B	C
15 940	Hydraulic grease nipple H2-45°	M 6 x 1-VA-SK-SW 9	23,5	5,5	10,5
15 941	Hydraulic grease nipple H2-45°	M 8 x 1-VA-SK-SW 9	23,5	5,5	10,5
15 942	Hydraulic grease nipple H2-45°	M 8 x 1,25-VA-SK-SW 9	23,5	5,5	10,5
15 943	Hydraulic grease nipple H2-45°	M 10 x 1-VA-SK-SW 11	25	5,5	11,5
15 945	Hydraulic grease nipple H2-45°	M 10 x 1,5-VA-SK-SW 11	23,5	5,5	10,5
15 947	Hydraulic grease nipple H2-45°	G 1/8"-VA-SK-SW 11	25	5,5	11,5
15 949	Hydraulic grease nipple H2-45°	G 1/4"-VA-SK-SW 14	22,5	6,5	12

Hydraulic grease nipples H2, 45°, acc to DIN 71 412, hardened, galvanized, square version



15 107



TECHNICAL DATA

- Norm: DIN 71 412
- Material: steel
- Surface: blue galvanized, hardened
- Surface hardness: 550 HV 1

SPECIFICATION

- Square (VK)

PACKAGING

- Packing unit: 100

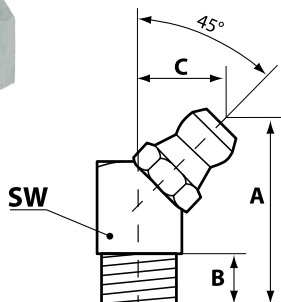
PRODUCTS

Item-No.	Description 1	Description 2	A	B	C
15 107	Hydraulic grease nipple H2-45°	M 6 x 1-VZ-VK-SW 9	23,5	5,5	10,5
15 109	Hydraulic grease nipple H2-45°	M 8 x 1-VZ-VK-SW 9	20,2	5,5	10,5
15 110	Hydraulic grease nipple H2-45°	M 8 x 1,25-VZ-VK-SW 9	20,2	5,5	10,5
15 162	Hydraulic grease nipple H2-45°	R1/4" UNF-VZ-VK-SW 9	23,5	5,5	10,5
15 100	Hydraulic grease nipple H2-45°	1/4" BSF-VZ-VK-SW 9	23,5	5,5	10,5
15 113	Hydraulic grease nipple H2-45°	M 10 x 1-VZ-VK-SW 11	20,5	5,5	11,5
15 115	Hydraulic grease nipple H2-45°	M 10 x 1,5-VZ-VK-SW 11	20,5	5,5	11,5
15 137	Hydraulic grease nipple H2-45°	G 1/8"-VZ-VK-SW 11	20,5	5,5	11,5

Hydraulic grease nipples H2, 45°, acc to DIN 71 412, hardened, galvanized, self-tapping thread, VK



15 171



TECHNICAL DATA

- Norm: DIN 71 412
- Material: steel
- Surface: blue galvanized, hardened
- Surface hardness: 550 HV 1

SPECIFICATION

- Self-forming thread (SFG)
- Square (VK)

PACKAGING

- Packing unit: 100

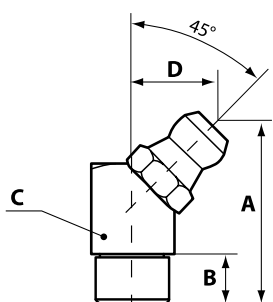
PRODUCTS

Item-No.	Description 1	Description 2	A	B	C
15 171	Hydraulic grease nipple H2-45°	F 6 x 1-SFG-VZ-VK-SW 9	20,5	5,5	10,5
15 171 003	Hydraulic grease nipple H2-45°	F 6 x 1-SFG-VZ-VK-SW 9	20,5	5,5	10,5
15 172	Hydraulic grease nipple H2-45°	F 8 x 1-SFG-VZ-VK-SW 9	20,5	5,5	10,5
15 173	Hydraulic grease nipple H2-45°	F 10 x 1-SFG-VZ-VK-SW 11	20,5	5,5	11

Hydraulic grease nipples H2 A, 45°, acc to DIN 71 412, hardened, galvanized, drive fit version



15 103



TECHNICAL DATA

- Norm: DIN 71 412
- Material: steel
- Surface: blue galvanized, hardened
- Surface hardness: 550 HV 1

SPECIFICATION

- Drive fit nipple (ESN)

PACKAGING

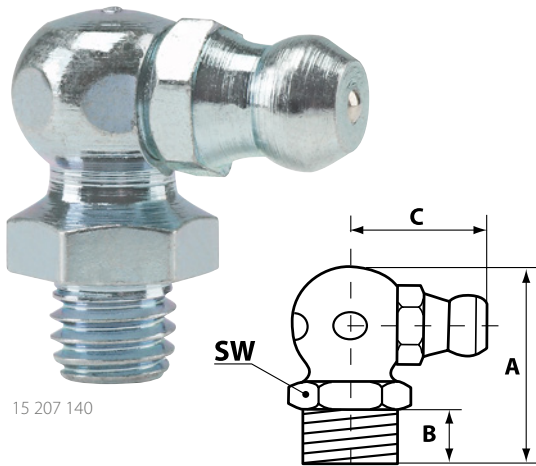
- Packing unit: 100

PRODUCTS

Item-No.	Description 1	Description 2	A	B	C	D	VK	SK
15 102	Hydraulic grease nipple H2 A-45°	Ø 5 mm-VZ-SK-ESN	20,2	5,5	9	9		×
15 103	Hydraulic grease nipple H2 A-45°	Ø 6 mm-VZ-VK-ESN	20,2	5,5	9	9	×	
15 104	Hydraulic grease nipple H2 A-45°	Ø 8 mm-VZ-VK-ESN	20,2	5,5	9	9	×	
15 105	Hydraulic grease nipple H2 A-45°	Ø 10 mm-VZ-VK-ESN	20,2	5,5	11	9	×	

GREASE NIPPLES

Hydraulic grease nipples H3, 90°, acc to DIN 71 412, hardened, galvanized, hexagon version



15 207 140

TECHNICAL DATA

- Norm: DIN 71 412
- Material: steel
- Surface: blue galvanized, hardened
- Surface hardness: 550 HV 1

SPECIFICATION

- Hexagon (SK)

PACKAGING

- Packing unit: 100

PRODUCTS

Item-No.	Description 1	Description 2	A	B	C
15 207 140	Hydraulic grease nipple H3-90°	M 6 x 1-VZ-SK-SW 9	18	5,5	13
15 208	Hydraulic grease nipple H3-90°	M 7 x 1-VZ-SK-SW 9	18	5,5	13
15 209 140	Hydraulic grease nipple H3-90°	M 8 x 1-VZ-SK-SW 9	18	5,5	13
15 210 140	Hydraulic grease nipple H3-90°	M 8 x 1,25-VZ-SK-SW 9	18	5,5	13
15 262 140	Hydraulic grease nipple H3-90°	1/4" UNF-VZ-SK-SW 9	18	5,5	13
15 200 140	Hydraulic grease nipple H3-90°	1/4" BSF-VZ-SK-SW 9	18	5,5	13
15 213 140	Hydraulic grease nipple H3-90°	M 10 x 1-VZ-SK-SW 11	20	5,5	14
15 214	Hydraulic grease nipple H3-90°	M 10 x 1,25-VZ-SK-SW 11	20	5,5	14
15 215 140	Hydraulic grease nipple H3-90°	M 10 x 1,5-VZ-SK-SW 11	20	5,5	14
15 237 140	Hydraulic grease nipple H3-90°	G 1/8"-VZ-SK-SW 11	20	5,5	14
15 226	Hydraulic grease nipple H3-90°	1/8" NPT-VZ-SK-SW 11	20	5,5	14
15 217	Hydraulic grease nipple H3-90°	M 12 x 1,5-VZ-SK-SW 14	22	6,5	14
15 218	Hydraulic grease nipple H3-90°	M 12 x 1,75-VZ-SK-SW 14	22	6,5	14
15 238	Hydraulic grease nipple H3-90°	G 1/4"-VZ-SK-SW 14	22	6,5	14
15 227	Hydraulic grease nipple H3-90°	1/4" NPT-VZ-SK-SW 14	22	6,5	14
15 239	Hydraulic grease nipple H3-90°	G 3/8"-VZ-SK-SW 17	20	7	19

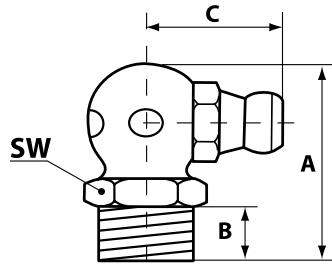
Abbreviations

BSF	British standard fine/Whitworth thread, quality: fine
DIN	German Institute for Standardisation (DIN standards)
G	Whitworth Pipe Thread, cylindrical, ISO 228 (DIN 259)
H3	Hydraulic grease nipple, 180°, straight
M	Metric thread, cylindrical, DIN 13
NPT	National Taper Pipe, non-sealing and pressure-resistant tapered pipe thread
R	Whitworth thread, tapered, similar to DIN 3858, self-sealing connection
SK	Hexagon
SW	Wrench size
UNF	Unified Fine Thread
VA	Stainless steel
VK	Square
VZ	Galvanized

Hydraulic grease nipples H3, 90°, acc to DIN 71 412, stainless steel, rustproof, hexagon version



15 967



TECHNICAL DATA

- Norm: DIN 71 412
- Material: Stainless steel

SPECIFICATION

- Hexagon (SK)


PACKAGING

- Packing unit: 10

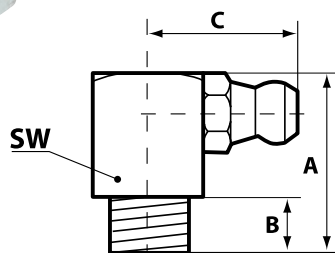
PRODUCTS

Item-No.	Description 1	Description 2	A	B	C
15 967	Hydraulic grease nipple H3-90°	M 6 x 1-VA-SK-SW 9	18	5,5	13
15 968	Hydraulic grease nipple H3-90°	M 8 x 1-VA-SK-SW 9	18	5,5	13
15 970	Hydraulic grease nipple H3-90°	M 8 x 1,25-VA-SK-SW 9	18	5,5	13
15 973	Hydraulic grease nipple H3-90°	M 10 x 1-VA-SK-SW 11	20	5,5	14
15 975	Hydraulic grease nipple H3-90°	M 10 x 1,5-VA-SK-SW 11	20	5,5	14
15 976	Hydraulic grease nipple H3-90°	R 1/8"-VA-SK-SW 11	20	5,5	14
15 977	Hydraulic grease nipple H3-90°	G 1/4"-VA-SK-SW 14	22	6,5	16

Hydraulic grease nipples H3, 90°, acc to DIN 71 412, hardened, galvanized, square version



15 207



TECHNICAL DATA

- Norm: DIN 71 412
- Material: steel
- Surface: blue galvanized, hardened
- Surface hardness: 550 HV 1

SPECIFICATION

- Square (VK)

PACKAGING

- Packing unit: 100

PRODUCTS

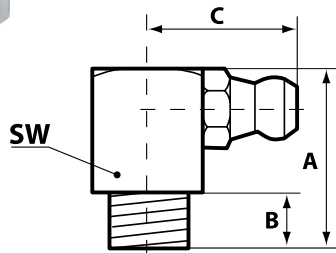
Item-No.	Description 1	Description 2	A	B	C
15 207	Hydraulic grease nipple H3-90°	M 6 x 1-VZ-VK-SW 9	18	5,5	14
15 209	Hydraulic grease nipple H3-90°	M 8 x 1-VZ-VK-SW 9	18	5,5	14
15 210	Hydraulic grease nipple H3-90°	M 8 x 1,25-VZ-VK-SW 9	18	5,5	14
15 262	Hydraulic grease nipple H3-90°	1/4" UNF-VZ-VK-SW 9	18	5,5	14
15 200	Hydraulic grease nipple H3-90°	1/4" BSF-VZ-VK-SW 9	18	5,5	14
15 213	Hydraulic grease nipple H3-90°	M 10 x 1-VZ-VK-SW 11	18	5,5	15
15 215	Hydraulic grease nipple H3-90°	M 10 x 1,5-VZ-VK-SW 11	18	5,5	15
15 237	Hydraulic grease nipple H3-90°	G 1/8"-VZ-VK-SW 11	18	5,5	15

GREASE NIPPLES

Hydraulic grease nipples H3, 90°, acc to DIN 71 412, hardened, galvanized, self-tapping thread, VK



15 271



TECHNICAL DATA

- Norm: DIN 71 412
- Material: steel
- Surface: blue galvanized, hardened
- Surface hardness: 550 HV 1

SPECIFICATION

- Self-forming thread (SFG)
- Square (VK)


PACKAGING

- Packing unit: 100

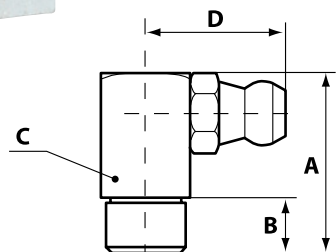
PRODUCTS

Item-No.	Description 1	Description 2	A	B	C
15 271	Hydraulic grease nipple H3-90°	F 6 x 1-SFG-VZ-VK-SW 9	18	6	14
15 272	Hydraulic grease nipple H3-90°	F 8 x 1-SFG-VZ-VK-SW 9	18	6	14
15 273	Hydraulic grease nipple H3-90°	F 10 x 1-SFG-VZ-VK-SW 11	18	6	14

Hydraulic grease nipples H3 A, 90°, acc to DIN 71 412, hardened, galvanized, drive fit version



15 203



TECHNICAL DATA

- Norm: DIN 71 412
- Material: steel
- Surface: blue galvanized, hardened
- Surface hardness: 550 HV 1

SPECIFICATION

- Drive fit nipple (ESN)
- Square (VK)

PACKAGING

- Packing unit: 100

PRODUCTS

Item-No.	Description 1	Description 2	A	B	C	D
15 203	Hydraulic grease nipple H3 A-90°	Ø 6 mm-VZ-VK-ESN	18	5,5	9	9
15 204	Hydraulic grease nipple H3 A-90°	Ø 8 mm-VZ-VK-ESN	18	5,5	9	14,1
15 205	Hydraulic grease nipple H3 A-90°	Ø 10 mm-VZ-VK-ESN	18	5,5	11	15

Protective caps for hydraulic grease nipples



63 905

TECHNICAL DATA

- Material: polyethylene
- Colour: red

PACKAGING

- Packing unit: 100

PRODUCTS

Item-No.	Description 1	Description 2
63 905	Protecting cap with fixing tab	for hydraulic grease nipples
63 906	Protecting cap	for hydraulic grease nipples

Ball type grease nipples K1, galvanized, hexagon version



15 307

TECHNICAL DATA

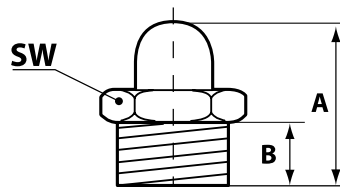
- Material: steel
- Surface: blue galvanized

SPECIFICATION

- Hexagon (SK)

PACKAGING

- Packing unit: 100



PRODUCTS

Item-No.	Description 1	Description 2	A	B
15 307	Ball type grease nipple K1	M 6 x 1-VZ-SK-SW 7	14	5,5
15 309	Ball type grease nipple K1	M 8 x 1-VZ-SK-SW 9	14	5,5
15 310	Ball type grease nipple K1	M 8 x 1,25-VZ-SK-SW 9	14	5,5
15 313	Ball type grease nipple K1	M 10 x 1-VZ-SK-SW 11	14	5,5
15 315	Ball type grease nipple K1	M 10 x 1,5-VZ-SK-SW 11	16	7

Abbreviations

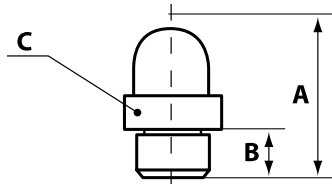
ESN	Drive fit nipple	SFG	Self-forming thread
H3	Hydraulic grease nipple, 90°	SW	Wrench size
K1	Ball type grease nipple, 180°, straight	VK	Square
M	Metric thread, cylindrical, DIN 13	VZ	Galvanized

GREASE NIPPLES

Ball type grease nipples K1, galvanized, drive fit version



15 302



TECHNICAL DATA

- Material: steel
- Surface: blue galvanized

SPECIFICATION

- Drive fit nipple (ESN)

PACKAGING

- Packing unit: 100

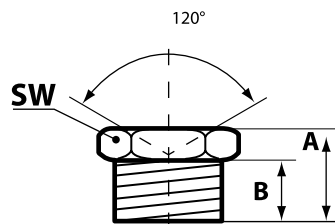
PRODUCTS

Item-No.	Description 1	Description 2	A	B	C
15 302	Ball type grease nipple K1 A	Ø 5 mm-VZ-round-ESN	12	5	8
15 303	Ball type grease nipple K1 A	Ø 6 mm-VZ-round-ESN	12	6	8
15 304	Ball type grease nipple K1 A	Ø 8 mm-VZ-round-ESN	14	6	8

Funnel type grease nipples D1, acc to DIN 3405, galvanized, hexagon version



15 607



TECHNICAL DATA

- Material: steel
- Surface: blue galvanized

SPECIFICATION

- Hexagon (SK)

PACKAGING

- Packing unit: 100

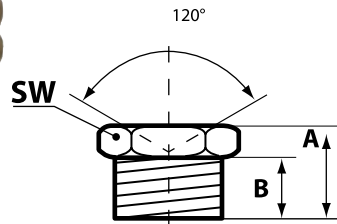
PRODUCTS

Item-No.	Description 1	Description 2	A	B
15 607	Funnel type grease nipple D1	M 6 x 1-VZ-SK-SW 7	9	6
15 609	Funnel type grease nipple D1	M 8 x 1-VZ-SK-SW 9	9,5	6,5
15 610	Funnel type grease nipple D1	M 8 x 1,25-VZ-SK-SW 9	9,5	6,5
15 613	Funnel type grease nipple D1	M 10 x 1-VZ-SK-SW 11	9,5	6,5
15 615	Funnel type grease nipple D1	M 10 x 1,5-VZ-SK-SW 11	9,5	6,5
15 637	Funnel type grease nipple D1	G 1/8"-VZ-SK-SW 11	9,5	6,5
15 638	Funnel type grease nipple D1	G 1/4"-VZ-SK-SW 14	14	9,5
15 639	Funnel type grease nipple D1	G 3/8"-VZ-SK-SW 17	14,5	9

Funnel type grease nipples D1, acc to DIN 3405, brass, hexagon version



56 307



- TECHNICAL DATA**
- Norm: DIN 3405
 - Material: brass

- SPECIFICATION**
- Hexagon (SK)

- PACKAGING**
- Packing unit: 100

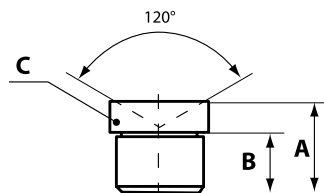
PRODUCTS

Item-No.	Description 1	Description 2	A	B
56 307	Funnel type grease nipple D1	M 6 x 1-Me-SK-SW 8	9	6
56 309	Funnel type grease nipple D1	M 8 x 1-Me-SK-SW 9	9,5	6,5
56 310	Funnel type grease nipple D1	M 8 x 1,25-Me-SK-SW 9	9,5	6,5
56 313	Funnel type grease nipple D1	M 10 x 1-Me-SK-SW 11	9,5	6,5
56 315	Funnel type grease nipple D1	M 10 x 1,5-Me-SK-SW 11	9,5	6,5
56 337	Funnel type grease nipple D1	G 1/8" -Me-SK-SW 11	9,5	6,5
56 338	Funnel type grease nipple D1	G 1/4" -Me-SK-SW 11	14	9,5

Funnel type grease nipples D1 A, acc to DIN 3405, galvanized, drive fit version



15 603



- TECHNICAL DATA**
- Material: steel
 - Surface: blue galvanized

- SPECIFICATION**
- Drive fit nipple (ESN)

- PACKAGING**
- Packing unit: 100

PRODUCTS

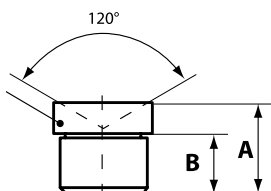
Item-No.	Description 1	Description 2	A	B	C
15 601	Funnel type grease nipple D1 A	4/5-Ø 4-KØ 5-VZ-round-ESN	6	4,5	5
15 602	Funnel type grease nipple D1 A	5/8-Ø 5-KØ 8-VZ-round-ESN	7,5	5,5	8
15 603	Funnel type grease nipple D1 A	6/8-Ø 6-KØ 8-VZ-round-ESN	7,5	5,5	8
15 604	Funnel type grease nipple D1 A	8/10-Ø 8-KØ 10-VZ-round-ESN	9,5	6,5	10
15 605	Funnel type grease nipple D1 A	10/12-Ø 10-KØ 12-VZ-round-ESN	9,5	6,5	12

GREASE NIPPLES

Funnel type grease nipples D1 A, acc to DIN 3405, brass, drive fit version



56 501



TECHNICAL DATA

- Norm: DIN 3405
- Material: brass

SPECIFICATION

- Drive fit nipple (ESN)

PACKAGING

- Packing unit: 100

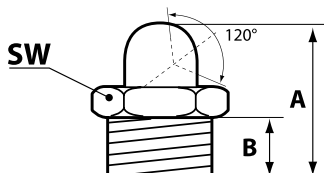
PRODUCTS

Item-No.	Description 1	Description 2	A	B	C
56 501	Funnel type grease nipple D1 A	4/5-Ø 4-KØ 5-Me-round-ESN	6	4,5	5
56 502	Funnel type grease nipple D1 A	5/8-Ø 5-KØ 8-Me-round-ESN	6	4,5	5
56 503	Funnel type grease nipple D1 A	6/8-Ø 6-KØ 8-Me-round-ESN	7,5	5,5	8
56 504	Funnel type grease nipple D1 A	8/10-Ø 8-KØ 10-Me-round-ESN	9,5	6,5	10
56 505	Funnel type grease nipple D1 A	10/12-Ø 10-KØ 12-Me-round-ESN	9,5	6,5	12
56 506	Funnel type grease nipple D1 A	12/14-Ø 12-KØ 14-Me-round-ESN	11	8	14

Funnel type grease nipples D2, angled 45°, acc to DIN 3405, galvanized, hexagon version



15 707



TECHNICAL DATA

- Norm: DIN 3405
- Material: steel
- Surface: blue galvanized

SPECIFICATION

- Hexagon (SK)

PACKAGING

- Packing unit: 100

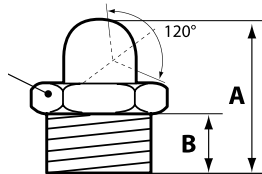
PRODUCTS

Item-No.	Description 1	Description 2	A	B
15 707	Funnel type grease nipple D2-45°	M 6 x 1-VZ-SK-SW 11	16	5,5
15 709	Funnel type grease nipple D2-45°	M 8 x 1-VZ-SK-SW 11	16	5,5
15 710	Funnel type grease nipple D2-45°	M 8 x 1,25-VZ-SK-SW 11	16	5,5
15 713	Funnel type grease nipple D2-45°	M 10 x 1-VZ-SK-SW 11	15	5,5
15 715	Funnel type grease nipple D2-45°	M 10 x 1,5-VZ-SK-SW 11	15	5,5
15 737	Funnel type grease nipple D2-45°	G 1/8" -VZ-SK-SW 11	15	5,5
15 738	Funnel type grease nipple D2-45°	G 1/4" -VZ-SK-SW 14	18	6,5
15 739	Funnel type grease nipple D2-45°	G 3/8" -VZ-SK-SW 17	22	9

Funnel type grease nipples D2, angled 45°, acc to DIN 3405, brass, hexagon version



56 707



TECHNICAL DATA

- Norm: DIN 3405
- Material: brass

SPECIFICATION

- Hexagon (SK)

PACKAGING

- Packing unit: 100

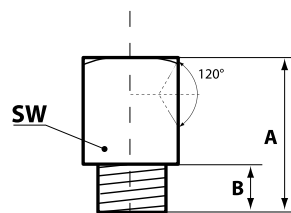
PRODUCTS

Item-No.	Description 1	Description 2	A	B
56 707	Funnel type grease nipple D2-45°	M 6 x 1-Me-SK-SW 11	16	5,5
56 709	Funnel type grease nipple D2-45°	M 8 x 1-Me-SK-SW 11	16	5,5
56 710	Funnel type grease nipple D2-45°	M 8 x 1,25-Me-SK-SW 11	16	5,5
56 713	Funnel type grease nipple D2-45°	M 10 x 1-Me-SK-SW 11	15	5,5
56 715	Funnel type grease nipple D2-45°	M 10 x 1,5-Me-SK-SW 11	15	5,5
56 737	Funnel type grease nipple D2-45°	G 1/8" -Me-SK-SW 11	15	5,5
56 738	Funnel type grease nipple D2-45°	G 1/4" -Me-SK-SW 11	18	6,5

Funnel type grease nipples D3, angled 90°, acc to DIN 3405, galvanized, hexagon version



15 807



TECHNICAL DATA

- Norm: DIN 3405
- Material: steel
- Surface: blue galvanized

SPECIFICATION

- Hexagon (SK)

PACKAGING

- Packing unit: 100

PRODUCTS

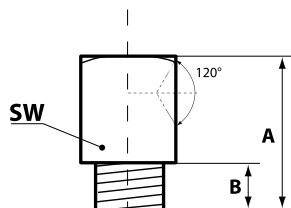
Item-No.	Description 1	Description 2	A	B
15 807	Funnel type grease nipple D3-90°	M 6 x 1-VZ-SK-SW 11	18	5,5
15 809	Funnel type grease nipple D3-90°	M 8 x 1-VZ-SK-SW 11	18	5,5
15 810	Funnel type grease nipple D3-90°	M 8 x 1,25-VZ-SK-SW 11	18	5,5
15 813	Funnel type grease nipple D3-90°	M 10 x 1-VZ-SK-SW 11	18	5,5
15 815	Funnel type grease nipple D3-90°	M 10 x 1,5-VZ-SK-SW 11	18	5,5
15 837	Funnel type grease nipple D3-90°	G 1/8" -VZ-SK-SW 11	18	5,5
15 838	Funnel type grease nipple D3-90°	G 1/4" -VZ-SK-SW 14	20	6,5
15 839	Funnel type grease nipple D3-90°	G 3/8" -VZ-SK-SW 17	25	9

GREASE NIPPLES

Funnel type grease nipples D3, angled 90°, acc to DIN 3405, brass, hexagon version



56 907



TECHNICAL DATA

- Norm: DIN 3405
- Material: brass

SPECIFICATION

- Hexagon (SK)

PACKAGING

- Packing unit: 100

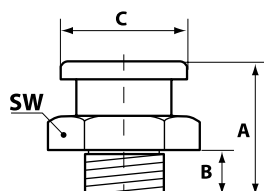
PRODUCTS

Item-No.	Description 1	Description 2	A	B
56 907	Funnel type grease nipple D3-90°	M 6 x 1-Me-SK-SW 11	18	5,5
56 909	Funnel type grease nipple D3-90°	M 8 x 1-Me-SK-SW 11	18	5,5
56 910	Funnel type grease nipple D3-90°	M 8 x 1,25-Me-SK-SW 11	18	5,5
56 913	Funnel type grease nipple D3-90°	M 10 x 1-Me-SK-SW 11	18	5,5
56 915	Funnel type grease nipple D3-90°	M 10 x 1,5-Me-SK-SW 11	18	5,5
56 937	Funnel type grease nipple D3-90°	G 1/8" -Me-SK-SW 11	18	5,5
56 938	Funnel type grease nipple D3-90°	G 1/4" -Me-SK-SW 17	20	6,5

Button head grease nipples M1, head diameter 16 mm, acc to DIN 3404, galvanized, hexagon version, RK



57 807



TECHNICAL DATA

- Norm: DIN 3404
- Material: steel
- Surface: blue galvanized

SPECIFICATION

- Hexagon (SK)
- Round head (RK)

PACKAGING

- Packing unit: 50

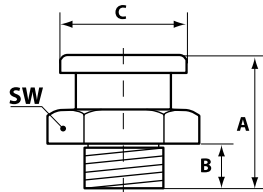
PRODUCTS

Item-No.	Description 1	Description 2	A	B	C
57 807	Button head grease nipple M1-KØ 16	M 6 x 1-VZ-SK-SW 17-RK	17	6	16
57 809	Button head grease nipple M1-KØ 16	M 8 x 1-VZ-SK-SW 17-RK	17	6	16
57 810	Button head grease nipple M1-KØ 16	M 8 x 1,25-VZ-SK-SW 17-RK	17	6	16
57 813	Button head grease nipple M1-KØ 16	M 10 x 1-VZ-SK-SW 17-RK	17	6	16
57 815	Button head grease nipple M1-KØ 16	M 10 x 1,5-VZ-SK-SW 17-RK	17	6	16
57 817	Button head grease nipple M1-KØ 16	M 12 x 1,5-VZ-SK-SW 17-RK	17	6	16
57 818	Button head grease nipple M1-KØ 16	M 12 x 1,75-VZ-SK-SW 17-RK	17	6	16
57 823	Button head grease nipple M1-KØ 16	M 16 x 1,5-VZ-SK-SW 17-RK	18	7	16
57 837	Button head grease nipple M1-KØ 16	G 1/8"-VZ-SK-SW 17-RK	17	6	16
57 838	Button head grease nipple M1-KØ 16	G 1/4"-VZ-SK-SW 17-RK	17	6	16

Button head grease nipples M1, head diameter 16 mm, acc to DIN 3404, stainless steel, hexagon version, RK



55 907



TECHNICAL DATA

- Norm: DIN 3404
- Material: Stainless steel

SPECIFICATION

- Hexagon (SK)
- Round head (RK)

PACKAGING

- Packing unit: 10

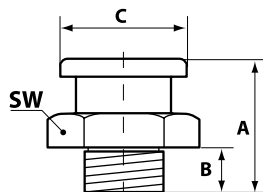
PRODUCTS

Item-No.	Description 1	Description 2	A	B	C
55 907	Button head grease nipple M1-KØ 16	M 6 x 1-VA-SK-SW 17-RK	17	6	16
55 909	Button head grease nipple M1-KØ 16	M 8 x 1-VA-SK-SW 17-RK	17	6	16
55 910	Button head grease nipple M1-KØ 16	M 8 x 1,25-VA-SK-SW 17-RK	17	6	16
55 913	Button head grease nipple M1-KØ 16	M 10 x 1-VA-SK-SW 17-RK	17	6	16
55 915	Button head grease nipple M1-KØ 16	M 10 x 1,5-VA-SK-SW 17-RK	17	6	16
55 918	Button head grease nipple M1-KØ 16	M 12 x 1,75-VA-SK-SW 17-RK	17	6	16
55 937	Button head grease nipple M1-KØ 16	G 1/8" -VA-SK-SW 17-RK	17	6	16
55 938	Button head grease nipple M1-KØ 16	G 1/4" -VA-SK-SW 17-RK	17	6	16

Button head grease nipple M22, head diameter 22 mm, acc to DIN 3404, galvanized, hexagon version, RK



57 607



TECHNICAL DATA

- Norm: DIN 3404
- Material: steel
- Surface: blue galvanized

SPECIFICATION

- Hexagon (SK)
- Round head (RK)

PACKAGING

- Packing unit: 50

PRODUCTS

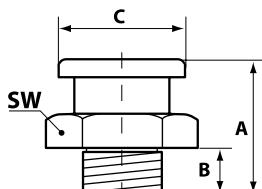
Item-No.	Description 1	Description 2	A	B	C
57 607	Button head grease nipple M4-KØ 10	M 6 x 1-VZ-SK-SW 11-RK	13,5	6	10
57 609	Button head grease nipple M4-KØ 10	M 8 x 1-VZ-SK-SW 11-RK	13,5	6	10
57 610	Button head grease nipple M4-KØ 10	M 8 x 1,25-VZ-SK-SW 11-RK	13,5	6	10
57 613	Button head grease nipple M4-KØ 10	M 10 x 1-VZ-SK-SW 11-RK	13,5	6	10
57 637	Button head grease nipple M4-KØ 10	G 1/8" -VZ-SK-SW 11-RK	13,5	6	10

GREASE NIPPLES

Button head grease nipples M22, diameter of head 22 mm, acc. to DIN 3404, galvanized, hexagon version, RK



57 523



TECHNICAL DATA

- Norm: DIN 3404
- Material: steel
- Surface: blue galvanized

SPECIFICATION

- Hexagon (SK)
- Round head (RK)

PACKAGING

- Packing unit: 50

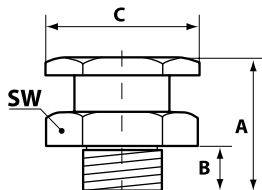
PRODUCTS

Item-No.	Description 1	Description 2	A	B	C
57 523	Button head grease nipple M22-KØ 22	M 16 x 1,5-VZ-SK-SW 22-RK	21,5	8	22
57 538	Button head grease nipple M22-KØ 22	G 1/4"-VZ-SK-SW 22-RK	21,5	8	22
57 539	Button head grease nipple M22-KØ 22	G 3/8"-VZ-SK-SW 22-RK	21,5	8	22
57 522	Button head grease nipple M22-KØ 22	M 16 x 1,5-VZ-SK-SW 22-RK-STV	32	12	22

Button head grease nipple T1/B, head diameter 16 mm, galvanized, hexagon version, hexagon head



55 807



TECHNICAL DATA

- Norm: DIN 3404
- Material: steel
- Surface: blue galvanized

SPECIFICATION

- Hexagon (SK)
- Hexagon head (SKK)


PACKAGING

- Packing unit: 50

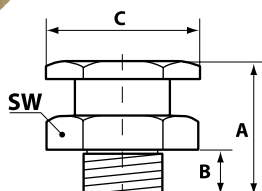
PRODUCTS

Item-No.	Description 1	Description 2	A	B	C
55 807	Button head grease nipple T1/B-KØ 16	M 6 x 1-VZ-SK-SW 15-SKK	16	6	16,5
55 809	Button head grease nipple T1/B-KØ 16	M 8 x 1-VZ-SK-SW 15-SKK	16	6	16,5
55 810	Button head grease nipple T1/B-KØ 16	M 8 x 1,25-VZ-SK-SW 15-SKK	16	6	16,5
55 813	Button head grease nipple T1/B-KØ 16	M 10 x 1-VZ-SK-SW 15-SKK	16	6	16,5
55 815	Button head grease nipple T1/B-KØ 16	M 10 x 1,5-VZ-SK-SW 15-SKK	16	6	16,5
55 817	Button head grease nipple T1/B-KØ 16	M 12 x 1,5-VZ-SK-SW 15-SKK	16	6	16,5
55 837	Button head grease nipple T1/B-KØ 16	G 1/8"-VZ-SK-SW 15-SKK	16	6	16,5
55 838	Button head grease nipple T1/B-KØ 16	G 1/4"-VZ-SK-SW 15-SKK	16	6	16,5

Button head grease nipple T1/B, head diameter 16 mm, brass, hexagon version, hexagon head



55 707



TECHNICAL DATA

- Norm: DIN 3404
- Material: brass

SPECIFICATION

- Hexagon (SK)
- Hexagon head (SKK)

PACKAGING

- Packing unit: 50

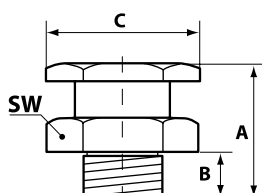
PRODUCTS

Item-No.	Description 1	Description 2	A	B	C
55 707	Button head grease nipple T1/B-KØ 16	M 6 x 1-Me-SK-SW 15-SKK	16	6	16,5
55 709	Button head grease nipple T1/B-KØ 16	M 8 x 1-Me-SK-SW 15-SKK	16	6	16,5
55 710	Button head grease nipple T1/B-KØ 16	M 8 x 1,25-Me-SK-SW 15-SKK	16	6	16,5
55 713	Button head grease nipple T1/B-KØ 16	M 10 x 1-Me-SK-SW 15-SKK	16	6	16,5
55 715	Button head grease nipple T1/B-KØ 16	M 10 x 1,5-Me-SK-SW 15-SKK	16	6	16,5
55 716	Button head grease nipple T1/B-KØ 16	M 12 x 1-Me-SK-SW 15-SKK	16	6	16,5
55 717	Button head grease nipple T1/B-KØ 16	M 12 x 1,5-Me-SK-SW 15-SKK	16	6	16,5
55 718	Button head grease nipple T1/B-KØ 16	M 12 x 1,75-Me-SK-SW 15-SKK	16	6	16,5
55 722	Button head grease nipple T1/B-KØ 16	M 14 x 2-Me-SK-SW 15-SKK	16	6	16,5
55 737	Button head grease nipple T1/B-KØ 16	G 1/8" -Me-SK-SW 15-SKK	16	6	16,5
55 738	Button head grease nipple T1/B-KØ 16	G 1/4" -Me-SK-SW 15-SKK	16	6	16,5
55 739	Button head grease nipple T1/B-KØ 16	G 3/8" -Me-SK-SW 15-SKK	16	6	16,5

Button head grease nipple T1/B, head diameter 16 mm, brass, stainless steel ball, hexagon version, SKK



57 907



TECHNICAL DATA

- Norm: DIN 3404
- Material: brass
- Material Kugel: Stainless steel

SPECIFICATION

- Hexagon (SK)
- Hexagon head (SKK)

PACKAGING

- Packing unit: 10

PRODUCTS

Item-No.	Description 1	Description 2	A	B	C
57 907	Button head grease nipple T1/B-KØ 16	M 6 x 1-Me-VA-SK-SW 15-SKK	16	6	6,5
57 910	Button head grease nipple T1/B-KØ 16	M 8 x 1,25-Me-VA-SK-SW 15-SKK	16	6	6,5
57 913	Button head grease nipple T1/B-KØ 16	M 10 x 1-Me-VA-SK-SW 15-SKK	16	6	6,5
57 915	Button head grease nipple T1/B-KØ 16	M 10 x 1,5-Me-VA-SK-SW 15-SKK	16	6	6,5
57 918	Button head grease nipple T1/B-KØ 16	M 12 x 1,5-Me-VA-SK-SW 15-SKK	16	6	6,5
57 937	Button head grease nipple T1/B-KØ 16	G 1/8" -Me-VA-SK-SW 15-SKK	16	6	6,5

GREASE NIPPLES

Grease nipple assortments



16 099

PACKAGING

- Packing unit: 1

PRODUCTS

Figure	Item-No.	Description 1	Description 2
	16 090	Grease nipple assortment	140 pcs.
	16 092	Grease nipple assortment	70 pcs.
	16 099	Grease nipple assortment	387 pcs.

Grease nipple tools



16 100

TECHNICAL DATA

- Material: steel, galvanized

PACKAGING

- Packing unit: 1

PRODUCTS

Item-No.	Description 1	Description 2	SW 8 + 9	SW 10 + 11
16 100	Tool for grease nipples	1/8" PTF-H1-H2-H3-K1-K2-K3	×	
16 102	Tool for grease nipples	1/4" UNF-H1-H2-H3-K1-K2-K3		×

Grease nipples H1, H1 A, straight, 180°, 25 pcs. in polybag



16 007

SPECIFICATION

- Polybag, blank, with EAN bar code

PACKAGING

- Packing unit: 25

PRODUCTS

Item-No.	Description 1	Description 2
16 007	Hydraulic grease nipple H1-straight	M 6 x 1-VZ-SK-SW 7-25 pcs.
16 009	Hydraulic grease nipple H1-straight	M 8 x 1-VZ-SK-SW 9-25 pcs.
16 010	Hydraulic grease nipple H1-straight	M 8 x 1,25-VZ-SK-SW 9-25 pcs.
16 013	Hydraulic grease nipple H1-straight	M 10 x 1-VZ-SK-SW 11-25 pcs.
16 015	Hydraulic grease nipple H1-straight	M 10 x 1,5-VZ-SK-SW 11-25 pcs.
16 037	Hydraulic grease nipple H1-straight	G 1/8" -VZ-SK-SW 11-25 pcs.
16 038	Hydraulic grease nipple H1-straight	G 1/4" -VZ-SK-SW 14-25 pcs.
16 062	Hydraulic grease nipple H1-straight	1/4" -UNF-VZ-SK-SW 7-25 pcs.
16 003	Hydraulic grease nipple H1 A-straight	Ø 6 mm-VZ-ESN-25 pcs.
16 004	Hydraulic grease nipple H1 A-straight	Ø 8 mm-VZ-ESN-25 pcs.

Grease nipples H2, H2 A, 45°, 25 pcs. in polybag



16 103

SPECIFICATION

- Polybag, blank, with EAN bar code

PACKAGING

- Packing unit: 25

PRODUCTS

Item-No.	Description 1	Description 2
16 107	Hydraulic grease nipple H2-45°	M 6 x 1-VZ-VK-SW 9-25 pcs.
16 109	Hydraulic grease nipple H2-45°	M 8 x 1-VZ-VK-SW 9-25 pcs.
16 110	Hydraulic grease nipple H2-45°	M 8 x 1,25-VZ-VK-SW 9-25 pcs.
16 113	Hydraulic grease nipple H2-45°	M 10 x 1-VZ-VK-SW 11-25 pcs.
16 115	Hydraulic grease nipple H2-45°	M 10 x 1,5-VZ-VK-SW 11-25 pcs.
16 137	Hydraulic grease nipple H2-45°	G 1/8" -VZ-VK-SW 11-25 pcs.
16 138	Hydraulic grease nipple H2-45°	G 1/4" -VZ-SK-SW 14-25 pcs.
16 103	Hydraulic grease nipple H2 A-45°	Ø 6 mm-VZ-ESN-25 pcs.
16 104	Hydraulic grease nipple H2 A-45°	Ø 8 mm-VZ-ESN-25 pcs.

GREASE NIPPLES

Grease nipples H3, H3 A, 90°, 25 pcs in polybag



SPECIFICATION

- Polybag, blank, with EAN bar code

PACKAGING

- Packing unit: 25

PRODUCTS

16 203

Item-No.	Description 1	Description 2
16 207	Hydraulic grease nipple H3-90°	M 6 x 1-VZ-VK-SW 9-25 pcs.
16 209	Hydraulic grease nipple H3-90°	M 8 x 1-VZ-VK-SW 9-25 pcs.
16 211	Hydraulic grease nipple H3-90°	M 8 x 1,25-VZ-VK-SW 9-25 pcs.
16 213	Hydraulic grease nipple H3-90°	M 10 x 1-VZ-VK-SW 11-25 pcs.
16 215	Hydraulic grease nipple H3-90°	M 10 x 1,5-VZ-VK-SW 11-25 pcs.
16 237	Hydraulic grease nipple H3-90°	G 1/8" -VZ-VK-SW 11-25 pcs.
16 238	Hydraulic grease nipple H3-90°	G 1/4" -VZ-SK-SW 14-25 pcs.
16 203	Hydraulic grease nipple H3 A-90°	Ø 6 mm-VZ-ESN-25 pcs.
16 204	Hydraulic grease nipple H3 A-90°	Ø 8 mm-VZ-ESN-25 pcs.

Button head grease nipple M1, head diameter 16 mm, 25 pcs. in polybag



16 809

SPECIFICATION

- Polybag, blank, with EAN bar code

PACKAGING

- Packing unit: 25

PRODUCTS

Item-No.	Description 1	Description 2
16 809	Button head grease nipple M1-KØ 16	M 8 x 1-VZ-SK-SW 17-RK-25 pcs.
16 813	Button head grease nipple M1-KØ 16	M 10 x 1-VZ-SK-SW 17-RK-25 pcs.
16 837	Button head grease nipple M1-KØ 16	G 1/8" -VZ-SK-SW 17-RK-25 pcs.

Hydraulic grease nipples H1, straight, 180°, 10 pcs. in polybag with headcard



16 400

SPECIFICATION

- SB sales packing, with headcard and EAN bar code

PACKAGING

- Packing unit: 10

PRODUCTS

Item-No.	Description 1	Description 2
16 400	Hydraulic grease nipple H1-straight	M 6 x 1-VZ-SK-SW 7-10 pcs.
16 402	Hydraulic grease nipple H1-straight	M 8 x 1-VZ-SK-SW 9-10 pcs.
16 403	Hydraulic grease nipple H1-straight	M 8 x 1,25-VZ-SK-SW 9-10 pcs.
16 404	Hydraulic grease nipple H1-straight	M 10 x 1-VZ-SK-SW 11-10 pcs.
16 405	Hydraulic grease nipple H1-straight	M 10 x 1,5-VZ-SK-SW 11-10 pcs.
16 409	Hydraulic grease nipple H1-straight	G 1/8"-VZ-SK-SW 11-10 pcs.

Hydraulic grease nipples H2, 45°, 5 pcs. in polybag with headcard



16 430

SPECIFICATION

- SB sales packing, with headcard and EAN bar code

PACKAGING

- Packing unit: 10

PRODUCTS

Item-No.	Description 1	Description 2
16 430	Hydraulic grease nipple H2-45°	M 6 x 1-VZ-SK-SW 9-5 pcs.
16 432	Hydraulic grease nipple H2-45°	M 8 x 1-VZ-SK-SW 9-5 pcs.
16 433	Hydraulic grease nipple H2-45°	M 8 x 1,25-VZ-SK-SW 9-5 pcs.
16 434	Hydraulic grease nipple H2-45°	M 10 x 1-VZ-SK-SW 11-5 pcs.
16 435	Hydraulic grease nipple H2-45°	M 10 x 1,5-VZ-SK-SW 11-5 pcs.
16 439	Hydraulic grease nipple H2-45°	G 1/8"-VZ-SK-SW 11-5 pcs.

GREASE NIPPLES

Hydraulic grease nipples H3, 90°, 5 pcs. in polybag with headcard



16 460

SPECIFICATION

- SB sales packing, with headcard and EAN bar code

PACKAGING

- Packing unit: 10

PRODUCTS

Item-No.	Description 1	Description 2
16 460	Hydraulic grease nipple H3-90°	M 6 x 1-VZ-SK-SW 9-5 pcs.
16 462	Hydraulic grease nipple H3-90°	M 8 x 1-VZ-SK-SW 9-5 pcs.
16 463	Hydraulic grease nipple H3-90°	M 8 x 1,25-VZ-SK-SW 9-5 pcs.
16 464	Hydraulic grease nipple H3-90°	M 10 x 1-VZ-SK-SW 11-5 pcs.
16 465	Hydraulic grease nipple H3-90°	M 10 x 1,5-VZ-SK-SW 11-5 pcs.
16 469	Hydraulic grease nipple H3-90°	G 1/8"-VZ-SK-SW 11-5 pcs.

Hydraulic grease nipples H1 straight 180°, H2-45°, H3-90°, 5 pcs. each in polybag with headcard



16 476

SPECIFICATION

- SB sales packing, with headcard and EAN bar code

PACKAGING

- Packing unit: 10

PRODUCTS

Item-No.	Description 1	Description 2
16 476	Hydraulic grease nipple H1-H2-H3	M 6 x 1-VZ-SK/VK-SW 9-je 5 pcs.
16 478	Hydraulic grease nipple H1-H2-H3	M 8 x 1-VZ-SK/VK-SW 9-je 5 pcs.
16 480	Hydraulic grease nipple H1-H2-H3	M 10 x 1-VZ-SK/VK-SW 9-je 5 pcs.
16 482	Hydraulic grease nipple H1-H2-H3	G 1/8" -VZ-SK/VK-SW 9-je 5 pcs.





MANUAL PUMPS



274 Barrel pumps, steel



277 Gear oil pumps



281 Storage can pumps



282 Lever action pumps



284 Rotary pumps



288 Barrel pumps, polypropylene

290 Barrel pumps, polypropylene sulphide



291 Chemical pumps



294 Manual pumps, double-acting



295 Accessories for manual pumps

299 Resistance table for manual pumps

MANUAL PUMPS

Barrel pumps, steel

for oils up to
SAE 90



13 012

TECHNICAL DATA

- Delivery rate (l/stroke): 0,3
- Delivery rate (l/min): approx. 16
- Pumping media: oils up to SAE 90
- Usage: container, for 60/200/220 l
- Length of suction tube (mm): 480-900
- Surface treatment: all steel components are galvanized
- Barrel screw coupling: G 2" male and 2" male buttress thread

Materials of parts in contact with liquid

- Pump head: impact-resistant zinc die casting
- Pump body: steel
- Seals: PVC, NBR

SPECIFICATION

- Packed in single carton box
- With EAN bar code

PRODUCT BENEFITS + FEATURES

- Suitable for use in conjunction with engine oil from SAE 5 W to SAE 50, gear oil from SAE 75 W to SAE 90, fuel oil, diesel, machine oil, cutting oil, petroleum, undiluted anti-freeze

PACKAGING

- Packing unit: 1

PRODUCTS

Item-No.	Description 1	Description 2	Discharge
13 012	Steelpipe-barrel pump	SRL 480-900-16 l/min-STAK	steel discharge spout, secured by cap screw
13 012 952	Steelpipe-barrel pump with ZBH	SRL 480-900-16 l/min-STAK	through discharge hose, steel discharge spout and lever ball valve for direct filling of gearboxes and difficult to access locations
13 012 954	Steelpipe-barrel pump with ZBH	SRL 480-900-16 l/min-STAK	steel discharge spout, with anti-drip nozzle, secured by cap screw

ACCESSORIES

00 239	Steel discharge spout	M 20 x 1 male-Ø 20 mm male
13 070	Gear oil installation kit	with 1500-mm-hose

Abbreviations

a	Outer / Male	PVC	Polyvinyl chloride
EAN	European Article Number Code (bar code)	SAE	Classification of viscosity grades for automotive lubricants by the Society of Automotive Engineers
G	Whitworth Pipe Thread, cylindrical, ISO 228 (DIN 259)	SRL	Suction pipe length, in mm
KSAK	Plastic discharge spout	STAK	Steel discharge spout
NBR	Nitrile butadiene caoutchouc (Perbunan® Buna-N®)	ZBH	Accessories

for oils up to
SAE 140



13 015

TECHNICAL DATA

- Delivery rate (l/stroke): 0,1
- Delivery rate (l/min): approx. 10
- Pumping media: oils, up to SAE 140
- Usage: container, for 60/200/220 l
- Length of suction tube (mm): 840
- Surface treatment: all steel components are galvanized
- Barrel screw coupling: G 2" male and M 64 x 4 male

Materials of parts in contact with liquid

- Pump head: impact-resistant zinc die casting
- Pump body: steel
- Seals: NBR

SPECIFICATION

- Through barrel screw coupling (19 526) height adjustable
- Packed in single carton box
- With EAN bar code

PRODUCT BENEFITS + FEATURES

- For oils, up to SAE 140, self-lubricating, non-aggressive media

PACKAGING

- Packing unit: 1

PRODUCTS

Item-No.	Description 1	Description 2	Discharge
13 015	Steelpipe-barrel pump	SRL 840-10 l/min-KSAK	plastic discharge spout, fastened by cap nut
13 016	Steelpipe-barrel pump	SRL 840-10 l/min-STAK	steel discharge spout
13 017	Steelpipe-barrel pump with ZBH	SRL 840-10 l/min-KSAK	plastic discharge spout, fastened by cap nut, PVC discharge hose, 1000 mm, with plastic discharge spout

ACCESSORIES

01 051	Plastic discharge spout	Ø 15 mm male-PE
00 239	Steel discharge spout	M 20 x 1 male-Ø 20 mm male
01 057	Plastic cap nut-PE	

MANUAL PUMPS

Barrel pumps, steel

Für Öle bis
SAE 90
geeignet



TECHNICAL DATA

- Delivery rate (l/stroke): 0,72
- Delivery rate (l/min): approx. 20
- Pumping media: oils up to SAE 90
- Usage: container, for 60/200/220 l
- Discharge: plastic discharge spout, fastened by cap nut
- Length of suction tube (mm): 840
- Surface treatment: all steel components are galvanized
- Barrel screw coupling: G 2" male and M 64 x 4 male

Materials of parts in contact with liquid

- Pump head: impact-resistant zinc die casting
- Pump body: steel
- Seals: NBR

SPECIFICATION

- Through barrel screw coupling (19 526) height adjustable
- Packed in single carton box
- With EAN bar code

PRODUCT BENEFITS + FEATURES

- For oils, up to SAE 90, self-lubricating, non-aggressive media, undiluted anti-freeze, fuel oil, diesel, petroleum

PACKAGING

- Packing unit: 1

PRODUCTS

Item-No.	Description 1	Description 2	Pumping media
13 010	Steelpipe-barrel pump	SRL 840-20 l/min-KSAK	oils up to SAE 90

ACCESSORIES

13 099	Plastic hose-1000 mm	Ø 15 mm-with plastic outlet	
--------	----------------------	-----------------------------	--

Abbreviations

a	Outer / Male
EAN	European Article Number Code (bar code)
G	Whitworth Pipe Thread, cylindrical, ISO 228 (DIN 259)
i	Inside / Female
KK	Plastic canister
KSAK	Plastic discharge spout
M	Metric thread, cylindrical, DIN 13
NBR	Nitrile butadiene caoutchouc (Perbunan® Buna-N®)
SAE	Classification of viscosity grades for automotive lubricants by the Society of Automotive Engineers
SRL	Suction pipe length, in mm

Gear oil pumps



TECHNICAL DATA

- Delivery rate (l/stroke): 0,05
- Delivery rate (l/min): approx. 6
- Pumping media: oils, up to SAE 140
- Usage: 20-l-plastic canister
- Application: for direct filling of gearboxes and difficult to access locations
- Discharge: through discharge hose and steel discharge spout
- Length of suction tube (mm): 500
- Barrel screw coupling: M 60 x 5 female
- Surface treatment: all steel components are galvanized

Materials of parts in contact with liquid

- Pump head: impact-resistant zinc die casting
- Pump body: steel
- Seals: NBR

SPECIFICATION

- Transparent discharge hose, 1500 mm, with steel discharge spout
- Barrel screw coupling, for plastic container, height adjustable (19 529)
- Packed in single carton box

PRODUCT BENEFITS + FEATURES

- For oils, up to SAE 140, self-lubricating, non-aggressive media

PACKAGING

- Packing unit: 1

PRODUCTS

Item-No.	Description 1	Description 2
17 016	Gear oil pump for KK	SRL 500-6 l/min

MANUAL PUMPS

Gear oil pumps



17 018 010

TECHNICAL DATA

- Delivery rate (l/stroke): 0,05
- Delivery rate (l/min): approx. 6
- Pumping media: oils, up to SAE 140
- Usage: 20 l bucket
- Application: for direct filling of gearboxes and difficult to access locations
- Discharge: through discharge hose and steel discharge spout
- Surface treatment: all steel components are galvanized
- Diameter dust cover (mm): 342
- Lacquering dust cover: blue, RAL 5010

Materials of parts in contact with liquid

- Pump head: impact-resistant zinc die casting
- Pump body: steel
- Seals: NBR

SPECIFICATION

- Perbunan discharge hose, 1500 mm
- Fixing star (17 197)
- Dust cover, with drip opening (17 190)
- Packed in single carton box

PRODUCT BENEFITS + FEATURES

- For oils, up to SAE 140, self-lubricating, non-aggressive media

PACKAGING

- Packing unit: 1

PRODUCTS

Item-No.	Description 1	Description 2	Specification
17 018	Gear oil pump	SRL 500-6 l/min	Steel discharge spout
17 018 010	Gear oil pump with lever ball valve	SRL 500-6 l/min	Steel discharge spout with lever ball valve (13 096)

ACCESSORIES

17 197	Container fixing bracket	5-20-kg-BE-Ø 180-310 mm
17 190	Dust cover	20-kg-BE-Ø 342 mm
17 003 001	Discharge hose-DN 13-20 mm male	NBR-2000 mm-10 bar
13 070	Gear oil installation kit	with 1500-mm-hose
13 096	Steel discharge spout	with lever ball valve

Abbreviations

a	Outer / Male	M	Metric thread, cylindrical, DIN 13
BE	Container	NBR	Nitrile butadiene caoutchouc (Perbunan® Buna-N®)
DN	Inner diameter, in millimetres	PP	Polypropylene
G	Whitworth Pipe Thread, cylindrical, ISO 228 (DIN 259)	SAE	Classification of viscosity grades for automotive lubricants by the Society of Automotive Engineers
i	Inside / Female	SRL	Suction pipe length, in mm
KK	Plastic canister		



17 024

17 024 950

TECHNICAL DATA

- Delivery rate (l/stroke): 0,05
- Delivery rate (l/min): approx. 6
- Pumping media: oils, up to SAE 140
- Usage: max. 60 l one-way container
- Application: for direct filling of gearboxes and difficult to access locations
- Discharge: through discharge hose and steel discharge spout with lever ball valve
- Length of suction tube (mm): 650
- Surface treatment: all steel components are galvanized

Materials of parts in contact with liquid

- Pump head: impact-resistant zinc die casting
- Pump body: steel
- Seals: NBR

SPECIFICATION

- Discharge hose, 1500 mm, NBR, with textile insert (17 003)
- Steel discharge spout with lever ball valve (13 096)
- Packed in single carton box

PRODUCT BENEFITS + FEATURES

- For oils, up to SAE 140, self-lubricating, non-aggressive media

PACKAGING

- Packing unit: 1

PRODUCTS

Item-No.	Description 1	Description 2	Specification
17 024	Gear oil pump	SRL 650-6 l/min	Through fixing star (17 196) height adjustable
17 024 950	Gear oil pump with Trolley	SRL 650-6 l/min	Barrel screw coupling, height adjustable (19 526) Trolley, with 2 wheels and support foot, drip tray, suspension and pump mounting (19 708 950)

ACCESSORIES

17 196	Container fixing bracket	for 60-l-oil barrels
17 003 001	Discharge hose-DN 13-20 mm male	NBR-2000 mm-10 bar
13 070	Gear oil installation kit	with 1500-mm-hose

MANUAL PUMPS

Gear oil pumps

for oils up to
SAE 140



17 026



17 028

TECHNICAL DATA

- Delivery rate (l/double stroke): 0,25
- Delivery rate (l/min): approx. 25
- Pumping media: oils, up to SAE 140
- Usage: max. 60 l one-way container
- Application: for direct filling of gearboxes and difficult to access locations
- Discharge: through discharge hose and steel discharge spout with lever ball valve
- Length of suction tube (mm): 650
- Barrel screw coupling: G 2" male and M 64 x 4 male
- Surface treatment: all steel components are galvanized

Materials of parts in contact with liquid

- Pump head: aluminium
- Pump body: steel
- Seals: NBR

SPECIFICATION

- Discharge hose, 1500 mm, NBR, with textile insert (17 003)
- Steel discharge spout with lever ball valve (13 096)
- Through barrel screw coupling (19 526) height adjustable
- Packed in single carton box

PRODUCT BENEFITS + FEATURES

- For oils, up to SAE 140, self-lubricating, non-aggressive media

PACKAGING

- Packing unit: 1

PRODUCTS

Item-No.	Description 1	Description 2	Specification
17 026	Gear oil pump	SRL 650-25 l/min-DW	
17 028	Gear oil pump with trolley	SRL 650-25 l/min-DW	Trolley, with 2 wheels and support foot, drip tray, suspension and pump mounting (19 708 950)

ACCESSORIES

17 003 001	Discharge hose-DN 13-20 mm male	NBR-2000 mm-10 bar
13 070	Gear oil installation kit	with 1500-mm-hose

Abbreviations

a	Outer / Male
FKM	Viton®
G	Whitworth Pipe Thread, cylindrical, ISO 228 (DIN 259)
M	Metric thread, cylindrical, DIN 13
NBR	Nitrile butadiene caoutchouc (Perbunan® Buna-N®)
PP	Polypropylene
SAE	Classification of viscosity grades for automotive lubricants by the Society of Automotive Engineers
SRL	Suction pipe length, in mm

Storage can pumps



17 019

TECHNICAL DATA

- Delivery rate (l/stroke): 0,05
- Delivery rate (l/min): approx. 6
- Pumping media: oils, up to SAE 140
- Usage: container, for 60/200/220 l
- Application: for direct filling of gearboxes and difficult to access locations
- Discharge: through discharge hose and steel discharge spout with lever ball valve
- Length of suction tube (mm): 500
- Surface treatment: all steel components are galvanized

Materials of parts in contact with liquid

- Pump head: impact-resistant zinc die casting
- Pump body: steel
- Seals: NBR

SPECIFICATION

- Discharge hose, 1500 mm, NBR, with textile insert (17 003)
- Steel discharge spout with lever ball valve (13 096)
- Packed in single carton box

PRODUCT BENEFITS + FEATURES

- For oils, up to SAE 140, self-lubricating, non-aggressive media

PACKAGING

- Packing unit: 1

PRODUCTS

Item-No.	Description 1	Description 2	Usage
17 019	Storage can pump-SRL 500-6 l/min	with fixing star and barrel screw mounting	rectangular 20 l metal canisters
17 019 950	Storage can pump-SRL 500-6 l/min	with barrel screw mounting	rectangular 20 l original containers or right angled plastic barrels with external thread (M 62,2 x 4 mm)

ACCESSORIES

17 191	Container fixing bracket	for rectangular 20-l-container
17 196	Container fixing bracket	for 60-l-oil barrels
13 096	Steel discharge spout	with lever ball valve

MANUAL PUMPS

Lever action pumps



13 028

TECHNICAL DATA

- Pumping media: oils, up to SAE 50
- Usage: container, for 60/200/220 l
- Discharge: PVC-Discharge hose, 1000 mm, with plastic discharge spout
- Barrel screw coupling: G 2" male and M 64 x 4 male (only 13 030)

Materials of parts in contact with liquid

- Pump body: impact-resistant zinc die casting
- Seals: NBR

SPECIFICATION

- Two-part suction tube, can be cut to length
- PVC-Discharge hose, 1000 mm, with plastic discharge spout
- Sales packaging with EAN-Code

PRODUCT BENEFITS + FEATURES

- For oils, up to SAE 50, self-lubricating, non-aggressive media, undiluted anti-freeze, fuel oil, diesel, petroleum

PACKAGING

- Packing unit: 1

PRODUCTS

Item-No.	Description 1	Description 2	l/stroke	l/min	SRL 1200	SRL 1500
13 020	Lever action pump with ZBH	SRL 1200-12 l/min	0,12	12	×	
13 028	Lever action pump with ZBH	SRL 1500-12 l/min	0,12	12		×
13 030	Lever action pump with ZBH	SRL 1200-18 l/min	0,14	18	×	

ACCESSORIES

00 844	Steel discharge spout	Ø 18 mm male
01 018	Plastic discharge spout	Ø 18 mm male-PE-blue
01 019	Plastic suction tube-G 3/8" male	
01 017	PVC hose-1000 mm	Ø 15 mm female
01 052	Perbunan hose-1000 mm	Ø 15 mm female

Abbreviations

a	Outer / Male	DW	Double-acting
G	Whitworth Pipe Thread, cylindrical, ISO 228 (DIN 259)	i	Inside / Female
M	Metric thread, cylindrical, DIN 13	NBR	Nitrile butadiene caoutchouc (Perbunan® Buna-N®)
PE	polyethylene	PVC	Polyvinyle chloride
SAE	Classification of viscosity grades for automotive lubricants by the Society of Automotive Engineers	SRL	Suction pipe length, in mm
ZBH	Accessories		



13 041

TECHNICAL DATA

- Delivery rate (l/stroke): 0,36
- Delivery rate (l/min): approx. 35
- Pumping media: oils, up to SAE 50
- Usage: container, for 60/200/220 l
- Discharge: through Perbunan discharge hose, 1000 mm, with steel outlet
- Barrel screw coupling: G 2" male and M 64 x 4 male

Materials of parts in contact with liquid

- Pump housing: impact-resistant aluminium pressure die casting
- Seals: NBR

SPECIFICATION

- Anti-kink spring and two hose clips
- telescopic tube
- Packed in single carton box

PRODUCT BENEFITS + FEATURES

- For oils, up to SAE 50, self-lubricating, non-aggressive media, undiluted anti-freeze, fuel oil, diesel, petroleum

PACKAGING

- Packing unit: 1

PRODUCTS

Item-No.	Description 1	Description 2	SRL 840	SRL 480-930
13 041	Lever action pump with ZBH	SRL 480-930-35 l/min		×
13 042	Lever action pump with ZBH	SRL 840-35 l/min	×	

ACCESSORIES

01 052	Perbunan-hose-1000 mm	Ø 15 mm i
00 844	Steel discharge spout	Ø 18 mm male
72 050	Gasket set	for (13 041) and (13 042)
13 091	Telescopic tube-480 up to 930 mm	G 1/2" male
13 089	Anti-kink spring	with 2 hose clips-Ø12-20 mm

MANUAL PUMPS

Rotary pumps

for oils up to
SAE 90



13 055

TECHNICAL DATA

- Delivery rate (l/rotation): 0,25
- Delivery rate (l/min): approx. 25
- Pumping media: oils, up to SAE 90, self-lubricating, non-aggressive media, fuel oil, diesel, petroleum
- Usage: container, for 60/200/220 l
- Application: for filling measuring vessels, storage cans and canisters
- Length of suction tube (mm): 980
- Barrel screw coupling: G 2" male
- Lacquering: blue, RAL 5010

Materials of parts in contact with liquid

- Pump housing: cast iron GG 25
- Seals: NBR
- Suction tube: steel, galvanized
- Discharge: steel, galvanized

SPECIFICATION

- With suction filter
- Through barrel screw coupling height adjustable
- Packed in carton box
- With EAN bar code

PRODUCT BENEFITS + FEATURES

- Easy to operate hand-rotating operation for an easy use
- For oils, up to SAE 90, self-lubricating, non-aggressive media, fuel oil, diesel, petroleum

PACKAGING

- Packing unit: 1

PRODUCTS

Item-No.	Description 1	Description 2	Specification
13 055	Rotary pump	SRL 980-25 l/min	steel discharge spout
13 056	Rotary pump with ZBH	SRL 980-25 l/min	with Hose set (13 075): discharge hose, PVC, Ø 32 mm, length 2000 mm, 2 hose clips, anti-kink spring and steel discharge spout

ACCESSORIES

13 075	Hose set	
13 081	Schraubmuffe for 13056	Barrel screw coupling G 2 " male
13 095	Suction tube for (13 056)	

Abbreviations

a	Outer / Male	G	Whitworth Pipe Thread, cylindrical, ISO 228 (DIN 259)
i	Inside / Female	KK	Plastic canister
M	Metric thread, cylindrical, DIN 13	NBR	Nitrile butadiene caoutchouc (Perbunan® Buna-N®)
SAE	Classification of viscosity grades for automotive lubricants by the Society of Automotive Engineers	SRL	Suction pipe length, in mm



TECHNICAL DATA

- Delivery rate (l/rotation): 0,18
- Delivery rate (l/min): approx. 22
- Pumping media: organic acids, organic alcohols, detergents, screen cleaners and other water soluble inorganic chemicals
- Media resistance: see resistance table (www.pressol.com)
- Usage: container, for 60/200/220 l
- Application: for filling measuring vessels, storage cans and canisters
- Length of suction tube (mm): 980
- Barrel screw coupling: G 2" male

Materials of parts in contact with liquid

- Pump housing: PP
- Seals: PTFE
- Suction tube: PP
- Discharge: PP

SPECIFICATION

- With suction filter
- Through barrel screw coupling height adjustable
- Packed in carton box

PRODUCT BENEFITS + FEATURES

- Suitable for organic acids, organic alcohols, detergents, screen cleaners and other water soluble inorganic chemicals which are compatible (www.pressol.com)

PACKAGING

- Packing unit: 1

PRODUCTS

Item-No.	Description 1	Description 2
13 064	Rotary pump-PP-PTFE	SRL 980-22 l/min

Abbreviations

- PP Polypropylene
 PTFE Polytetrafluorethylene (Teflon®)

MANUAL PUMPS

Rotary pumps



TECHNICAL DATA

- Delivery rate (l/rotation): 0,18
- Delivery rate (l/min): approx. 22
- Pumping media: water, diesel, screen cleaners, acids and bases
- Media resistance: see resistance table (www.pressol.com)
- Usage: container, for 60/200/220 l
- Application: for filling measuring vessels, storage cans and canisters
- Length of suction tube (mm): 1020
- Barrel screw coupling: G 2" male

Materials of parts in contact with liquid

- Pump housing: PPS
- Seals: PTFE
- Suction tube: INOX
- Discharge: INOX

SPECIFICATION

- Through barrel screw coupling height adjustable
- Packed in carton box

PRODUCT BENEFITS + FEATURES

- Suitable for water, diesel, gasoline, screen cleaners, acids and bases according to resistance table (www.pressol.com)

PACKAGING

- Packing unit: 1

PRODUCTS

Item-No.	Description 1	Description 2
13 064 001	Rotary pump-PPS-PTFE	SRL 1020-22 l/min

Abbreviations

a	Outer / Male
FKM	Viton®
G	Whitworth Pipe Thread, cylindrical, ISO 228 (DIN 259)
INOX	Stainless steel
M	Metric thread, cylindrical, DIN 13
NBR	Nitrile butadiene caoutchouc (Perbunan® Buna-N®)
PP	Polypropylene
PPS	Polyphenylene sulfide
PTFE	Polytetrafluorethylene (Teflon®)
SAE	Classification of viscosity grades for automotive lubricants by the Society of Automotive Engineers
SRL	Suction pipe length, in mm



TECHNICAL DATA

- Delivery rate (l/rotation): 0,18
- Delivery rate (l/min): approx. 22
- Pumping media: thin liquids, such as windshield washer, diesel, water, AdBlue®
- Usage: container, for 60/200/220 l
- Application: for filling measuring vessels, storage cans and canisters
- Length of suction tube (mm): 1050
- Barrel screw coupling: G 2" male

Materials of parts in contact with liquid

- Pump housing: PP
- Seals: FKM (Viton®)
- Discharge: PP

SPECIFICATION

- With suction filter
- Through barrel screw coupling height adjustable
- Packed in carton box

PRODUCT BENEFITS + FEATURES

- Geeignet for dünnflüssige Stoffe wie Scheibenklar, Diesel, Wasser, AdBlue®

PACKAGING

- Packing unit: 1

PRODUCTS

Item-No.	Description 1	Description 2
13 065	Rotary pump-PP-FKM	SRL 1050-22 l/min

L

MANUAL PUMPS

Barrel pumps, polypropylene



13 003

TECHNICAL DATA

- Delivery rate (l/stroke): 0,3
- Delivery rate (l/min): approx. 19
- Media resistance: see resistance table (www.pressol.com)
- Usage: container, for 60/200/220 l
- Discharge: plastic discharge spout, fastened by cap nut
- Length of suction tube (mm): 350-900
- Barrel screw coupling: G 1 1/2" and G 2"

Materials of parts in contact with liquid

- Pump housing: PP
- Suction tube: PP
- Seals: PE + FKM

SPECIFICATION

- Packed in single carton box

PACKAGING

- Packing unit: 1

PRODUCTS

Item-No.	Description 1	Description 2	Piston rod	Pumping media
13 003	Barrel pump-PP-PE+FKM-St	SRL 350-900-19 l/min	steel	For diesel, oils up to SAE 50, antifreeze (undiluted), alcohol up to 50 %, petroleum
13 003 001	Barrel pump-PP-PE+FKM-INOX	SRL 350-900-19 l/min	stainless steel	Suitable for almost all thin liquids. In particular, windshield washer, acids, bases and water-based chemicals

Abbreviations

FKM	Viton®
G	Whitworth Pipe Thread, cylindrical, ISO 228 (DIN 259)
INOX	Stainless steel
PE	Polyethylene
PP	Polypropylene
SAE	Classification of viscosity grades for automotive lubricants by the Society of Automotive Engineers
SRL	Suction pipe length, in mm
St	Steel



TECHNICAL DATA

- Delivery rate (l/stroke): 0,5
- Delivery rate (l/min): approx. 50
- Pumping media: AdBlue®, non-aggressive liquids such as detergents, soaps, anti-freeze, windscreen wash, hydraulic oils, herbicides and pesticides
- Usage: container, for 60/200/220 l
- Discharge: detachable transparent discharge hose, 2 m
- Length of suction tube (mm): 1000
- Barrel screw coupling: G 2" male

Materials of parts in contact with liquid

- Pump body: PP
- Seals: FKM
- Suction tube: PP

SPECIFICATION

- Packed in single carton box

PRODUCT BENEFITS + FEATURES

- For AdBlue®, non-aggressive liquids such as detergents, soaps, anti-freeze, windscreen wash, hydraulic oils, herbicides and pesticides
- Not suitable for fuels, thinners, solvents or any flammable liquids
- Lock screw allows precise positioning of the pump on the barrel
- Can also be used for pumping from canisters with adapter (17 095)

PACKAGING

- Packing unit: 1

PRODUCTS

Item-No.	Description 1	Description 2	Specification
13 004	Barrel pump-PP-FKM	SRL 1000-50 l/min	Detachable transparent discharge hose, length 2 m
13 004 950	Barrel pump-PP-FKM	SRL 1000-50 l/min-ZVMUD	Discharge hose, 6 m Mechanical control nozzle for urea with swivel (ZVMUD) (23 161 878)

MANUAL PUMPS

Barrel pumps, polypropylene sulphide



TECHNICAL DATA

- Delivery rate (l/stroke): 0,3
- Delivery rate (l/min): approx. 19
- Pumping media: water, diesel, acids and bases
- Media resistance: see resistance table (www.pressol.com)
- Usage: container, for 60/200/220 l
- Discharge: plastic discharge spout, fastened by cap nut
- Length of suction tube (mm): 350-900
- Barrel screw coupling: G 1 1/2" and G 2"

Materials of parts in contact with liquid

- Pump housing: PPS
- Suction tube: PP
- Piston rod: INOX
- Seals: PTFE + PVDF

SPECIFICATION

- Packed in single carton box

PRODUCT BENEFITS + FEATURES

- Suitable for water, diesel, acids and bases according to resistance table (www.pressol.com)

PACKAGING

- Packing unit: 1

PRODUCTS

Item-No.	Description 1	Description 2
13 003 002	Barrel pump-PPS-PTFE+PVDF	SRL 350-900-19 l/min

Abbreviations

a	Outer / Male
FKM	Viton®
G	Whitworth Pipe Thread, cylindrical, ISO 228 (DIN 259)
INOX	Stainless steel
PP	Polypropylene
PPS	Polyphenylene sulfide
PTFE	Polytetrafluorethylene (Teflon®)
PVDF	Polyvinylidene fluoride
SRL	Suction pipe length, in mm

Chemical pumps



TECHNICAL DATA

- Delivery rate (l/stroke): 0,6
- Delivery rate (l/min): approx. 20
- Media resistance: see resistance table (www.pressol.com)
- Usage: for all one-way containers from 20 l to max. 200 l
- Application: for filling measuring vessels, storage cans and canisters
- Discharge: turnable and unscrewable
- Length of suction tube (mm): 945
- Barrel screw coupling: G 2" male

Materials of parts in contact with liquid

- Pump body: INOX
- Seals: PTFE

SPECIFICATION

- Through barrel screw coupling height adjustable
- Packed in single carton box

PRODUCT BENEFITS + FEATURES

- Suitable for aggressive chemicals, such as alcohols, bases and strong acids according to resistance table (www.pressol.com)

PACKAGING

- Packing unit: 1

PRODUCTS

Item-No.	Description 1	Description 2	Pumping media
13 005	Chemical pump-INOX-PTFE	SRL 945-20 l/min	Suitable for aggressive chemicals, such as alcohols, bases and strong acids according to resistance table

MANUAL PUMPS

Chemical pumps



13 009 954

TECHNICAL DATA

- Delivery rate (l/stroke): 0,2
- Delivery rate (l/min): approx. 20
- Media resistance: see resistance table (www.pressol.com)
- Usage: container, for 60/200/220 l
- Application: for filling measuring vessels, storage cans and canisters
- Discharge: turnable and unscrewable
- Length of suction tube (mm): 940
- Barrel screw coupling: G 2" male and 2" male buttress thread
- Gewindeadapter: 2" i auf 70 x 6 male

Materials of parts in contact with liquid

- Pump body: PP
- Suction tube: PP

SPECIFICATION

- Two-part suction tube
- Through barrel screw coupling height adjustable
- Packed in single carton box
- With EAN bar code

PACKAGING

- Packing unit: 1

PRODUCTS

Item-No.	Description 1	Description 2	Seals	Pumping media
13 009 954	Chemical pump-PP-EPDM	SRL 940-20 l/min	EPDM	water-based, mild aggressive liquids
13 009 956	Chemical pump-PP-NEOP	SRL 940-20 l/min	NEOP	petrochemical liquids, food

Abbreviations

a	Outer / Male
EPDM	Ethylene propylene diene rubber
G	Whitworth Pipe Thread, cylindrical, ISO 228 (DIN 259)
i	Inside / Female
NEOP	Neoprene
PP	Polypropylene
SRL	Suction pipe length, in mm



TECHNICAL DATA

- Delivery rate (l/stroke): 0,2
- Delivery rate (l/min): approx. 20
- Pumping media: anti-freeze, screen cleaners, mild acids, alkaline solutions, soaps
- Media resistance: see resistance table (www.pressol.com)
- Usage: container, for 60/200/220 l
- Application: for filling measuring vessels, storage cans and canisters
- Discharge: transparent discharge hose
- Length discharge hose (mm): 1500
- Length of suction tube (mm): 885
- Barrel screw coupling: G 2" male

Materials of parts in contact with liquid

- Pump body: PP
- Suction tube: PP
- Seals: NEOP

SPECIFICATION

- Two-part suction tube
- Through barrel screw coupling height adjustable
- Packed in single carton box
- With EAN bar code

PRODUCT BENEFITS + FEATURES

- Suitable for anti-freeze, screen cleaners, mild acids, alkaline solutions, soaps

PACKAGING

- Packing unit: 1

PRODUCTS

Item-No.	Description 1	Description 2	Seals	Pumping media
13 009 950	Chemical pump-PP-NEOP	SRL 885-20 l/min	NEOP	anti-freeze, screen cleaners, mild acids, alkaline solutions, soaps

MANUAL PUMPS

Manual pumps, double-acting



13 253 950

TECHNICAL DATA

- Pumping media: fuel oil, diesel, petroleum
- Usage: container, for 200 / 220 l
- Application: for filling measuring- buckets and beakers, storage cans, canisters, and for refuelling
- Lacquering: blue, RAL 5010

Materials of parts in contact with liquid

- Pump body: steel die casting
- Seals: NBR

SPECIFICATION

- Handle made of wood
- ZBH: Suction tube, steel discharge spout, barrel screw coupling, discharge hose

PACKAGING

- Packing unit: 1

PRODUCTS

Item-No.	Description 1	Description 2	11,5 l/min	17 l/min	22 l/min	43 l/min
13 253	Manual pump-DW-11,5 l/min		×			
13 256	Manual pump-DW-17 l/min			×		
13 259	Manual pump-DW-22 l/min				×	
13 262	Manual pump-DW-43 l/min					×
13 253 950	Manual pump-DW-11,5 l/min	SRL 920-with accessories	×			
13 256 950	Manual pump-DW-17 l/min	SRL 920-with accessories		×		
13 259 950	Manual pump-DW-22 l/min	SRL 920-with accessories			×	
13 262 950	Manual pump-DW-43 l/min	SRL 920-with accessories				×

Abbreviations

DW	Double-acting
i	Inside / Female
G	Whitworth Pipe Thread, cylindrical, ISO 228 (DIN 259)
NBR	Nitrile butadiene caoutchouc (Perbunan® Buna-N®)
SRL	Suction pipe length, in mm
ZBH	Accessories

Container fixing brackets / Pump fixings



17 196

TECHNICAL DATA

- Material: impact-resistant zinc die casting
- Inner diameter of stabilising-fixing bracket (mm): 35,5

SPECIFICATION

- Adjustable to suit different container sizes
- Clamp with butterfly screws, for fastening the pump pipes
- Clamp, with butterfly screws, for mounting on a container

PACKAGING

- Packing unit: 1

PRODUCTS

Item-No.	Description 1	Description 2	Application
17 191	Container fixing bracket	for rectangular 20-l-container	for rectangular 20 l original container
17 196	Container fixing bracket	for 60-l-oil barrels	for gear oil containers (special length) and metal oil containers, 55 up to 60 l
17 197	Container fixing bracket	5-20-kg-BE-Ø 180-310 mm	For 5- up to 20-kg-container, ø 180 - 310 mm

Pump fixings



TECHNICAL DATA

- Connection 1: G 2" i
- Connection 2: für pipe, Ø 35,5 mm
- Material: steel, galvanized

SPECIFICATION

- For plastic canister, 20 l up to 30 l, with integral carrying handle
- Clamping plates, with butterfly screws, for mounting on a container
- For PRESSOL hand pumps (13 005), (13 009), (13 009 950), (13 009 954), (13 009 956), (17 016), (17 019), (17 024) and (17 026)
- Through barrel screw coupling (19 626) height adjustable

PACKAGING

- Packing unit: 1

PRODUCTS

Item-No.	Description 1	Description 2
17 095	Pump fixing	for 20- to 30-l-plastic canister

MANUAL PUMPS

Discharge spouts



PACKAGING

- Packing unit: 1

PRODUCTS

Item-No.	Description 1	Description 2	Specification
00 239	Steel discharge spout	M 20 x 1 male-Ø 20 mm male	For: (13 012), (13 016), (13 042)
00 844	Steel discharge spout	Ø 18 mm male	For: (13 017), (13 020), (13 030)
13 096	Steel discharge spout	with lever ball valve	For: (17 019), (17 019 950)
01 018	Plastic discharge spout	Ø 18 mm male-PE-blue	For: (13 020), (13 028), (13 030)
01 051	Plastic discharge spout	Ø 15 mm male-PE	For: (13 010), (13 015)

Hoses



PACKAGING

- Packing unit: 1

PRODUCTS

Item-No.	Description 1	Description 2	Specification
01 017	PVC hose-1000 mm	Ø 15 mm i	For: (13 020), (13 028)
01 052	Perbunan hose-1000 mm	Ø 15 mm i	For: (13 020), (13 028), (13 030), (13 041), (13 042)
13 099	Plastic hose-1000 mm	Ø 15 mm-with plastic outlet	For: (13 010)
13 075	Hose set		For: (13 055) Discharge hose, PVC, 32 mm male, length 2000 mm, 2 hose clips, anti-kink spring and steel discharge spout

Abbreviations

a	Outer / Male	G	Whitworth Pipe Thread, cylindrical, ISO 228 (DIN 259)
i	Inside / Female	M	Metric thread, cylindrical, DIN 13
PE	Polyethylene	PVC	Polyvinyle chloride

Barrel screw couplings



13 080

TECHNICAL DATA

- Material: zinc die casting

PACKAGING

- Packing unit: 1

PRODUCTS

Item-No.	Description 1	Description 2
13 080	Barrel screw coupling-G 2" and	M 64 x 4 male-for pipe-Ø 32 mm
19 526	Barrel screw coupling-G 2" and	M 64 x 4 male-for pipe-Ø 35,5 mm
19 527	Barrel screw coupling-G 2" and	M 64 x 4 male-for pipe-Ø 40 mm
19 528	Barrel screw coupling-G 2" and	M 64 x 4 male-for pipe-Ø 27,5 mm
19 529	Barrel screw coupling-M 60 x 5 female	for pipe-Ø 35,5 mm
19 519	Barrel screw coupling-M 62,5 x 4 female	for pipe-Ø 35,5 mm

Barrel discharge valves






13 090

PACKAGING

- Packing unit: 1

PRODUCTS

Figure	Item-No.	Description 1	Description 2
	13 090	Barrel tap-G 3/4" male	brass
	13 088	Barrel tap-G 3/4" male-PE	
	13 088 950	Barrel tap-G 3/4" male-PE	with adapter-G 2" male-G 3/4" female

MANUAL PUMPS

Other accessories for manual pumps











13 070

PACKAGING

- Packing unit: 1

PRODUCTS

Figure	Item-No.	Description 1	Description 2	Application
	13 080 390	Adapter-G 2" female and	M 56 x 4 male	2" BSP adaptor for plastic container with Tri-Sure threaded connection
	13 083	Barrel screw coupling-G 2" female	for 200-l-plastic containers	For 200 l plastic containers
	01 057	Plastic cap nut-PE		For: (01 051)
	13 070	Gear oil installation kit	with 1500-mm-hose	For: (13 012)
	13 089	Anti-kink spring	with 2 hose clips-Ø12-20 mm	For hoses with 20 mm outside diameter
	72 050	Gasket set	for (13 041) and (13 042)	For (13 041) and (13 042)
	01 019	Plastic suction tube-G 3/8" male		For: (13 020), (13 028), (13 030)
	13 091	Telescopic tube-480 up to 930 mm	G 1/2" male	For: (13 041), (13 042)

Abbreviations


a	Outer / Male
i	Inside / Female
G	Whitworth Pipe Thread, cylindrical, ISO 228 (DIN 259)
M	Metric thread, cylindrical, DIN 13
PE	Polyethylene

Resistance table manual pumps

Item-No.	Anti-freeze undiluted	Fuel oil / Diesel	Petroleum	Engine oil SAE 5W - SAE 50	Gear oil SAE 75 W - SAE 90	Gear oil SAE 75 W - SAE 140	Lubricating oil	Cutting oil	ml/ stroke*
13 010	x	x	x	x			x	x	720
13 012	x	x	x	x	x		x	x	300
13 012 952	x	x	x	x	x		x	x	300
13 012 954	x	x	x	x	x		x	x	300
13 015		x	x	x	x	x	x	x	100
13 016		x	x	x	x	x	x	x	100
13 017		x	x	x	x	x	x	x	100
13 020	x	x	x	x			x	x	120
13 028	x	x	x	x			x	x	120
13 030	x	x	x	x			x	x	140
13 040	x	x	x	x			x	x	360
13 041	x	x	x	x			x	x	360
13 042	x	x	x	x			x	x	360
13 055		x	x	x	x		x	x	250
13 056		x	x	x	x		x	x	250
17 016				x	x	x	x	x	50
17 018				x	x	x	x	x	50
17 018 010				x	x	x	x	x	50
17 019				x	x	x	x	x	50
17 019 950				x	x	x	x	x	50
17 024				x	x	x	x	x	50
17 024 950				x	x	x	x	x	50
17 026				x	x	x	x	x	250
17 028				x	x	x	x	x	250

* Delivered quantity in millilitres per stroke or 360°rotation (depending on fluid) approx. accuracy

Resistance charts for chemical pumps under www.pressol.com



PRESSOL
LUBRIFIXX
INHALT 120 cm³

SIHI

LUBRICATORS, OIL LEVEL SIGHT GLASSES



302 LUBRIFlxx lubricators



308 LUBRIFlxx EVO lubricators



314 Accessories for LUBRIFlxx

315 Reduction adaptors for LUBRIFlxx



315 Stauffer lubricators



316 Oil level sight glasses

LUBRICATORS, OIL LEVEL SIGHT GLASSES

LUBRIFlxx lubricators

Lubricant with the best performance

LUBRIFlxx is a fully automatic and very robust lubricator which autonomously and reliably supplies the most diverse lubrication points over a fixed time period. No time-consuming monitoring or relubrication is required

Lubrication with LUBRIFlxx is initialized by a chemical reaction, which is set in motion by screwing in the activation screw (see configuration diagram on the right).

There is no more need for external power supply by compressed air or electricity.

LUBRIFlxx has a capacity of 120 cm³ and is available with possible lifespans of 1, 3, 6 or 12 months.

Lifespans and changing intervals

LUBRIFlxx is applicable at many points of lubrication, which may consist of very different lubricant requirements.

For this reason LUBRIFlxx is available in four different versions. The four versions are indicated with different colours of the start covers and activation screws.

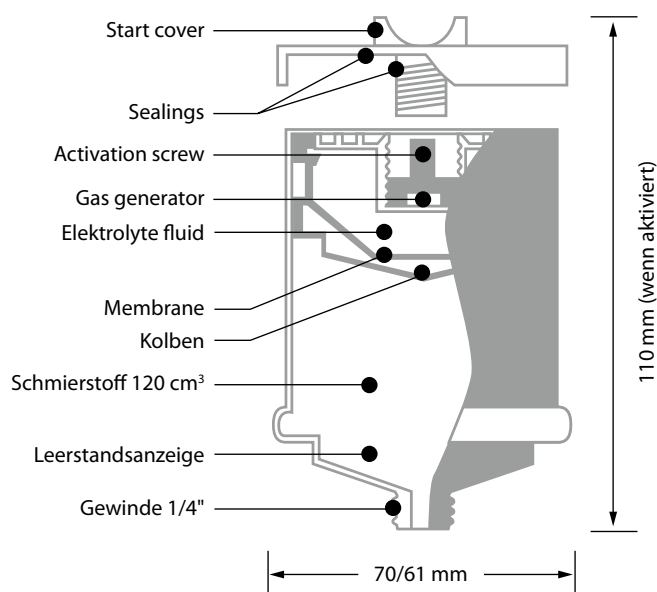
Lifespan and dispensing quantity of LUBRIFlxx are dependant on the respective average ambient temperature.

Once the lubricant requirements and the prevalent ambient temperature are determined, it can be easily assessed which version supplies the lubrication point optimally.

Successful application

- Food and beverage industry
- Transport, shipping and traffic engineering
- Fresh and waste water engineering
- Mining industry and power industry
- Elevation and elevator industry
- Machine and tool industry

..... and many others



Versions	01W (1 month)		03B (3 months)		06R (6 months)		12G (12 months)	
Umgebungs-temperatur	Lifespan in months	Dispensing quantity in g/day	Lifespan in months	Dispensing quantity in g/day	Lifespan in months	Dispensing quantity in g/day	Lifespan in months	Dispensing quantity in g/day
65 °C			0,5	8	1	3,6	2	1,8
55 °C	0,3	12	1,0	3,6	2	1,8	4	0,9
45 °C	0,5	7,3	1,5	2,3	3	1,7	6	0,6
35 °C	0,7	5,2	2,5	1,5	4,5	0,8	9	0,4
25 °C	1	3,6	3	1,2	6	0,6	12	0,3
15 °C	1,5	2,3	4,5	0,8	9	0,4	18	0,2
5 °C	2	1,8	6	0,6	14	0,26	28	0,13
-5 °C	4	0,9	12	0,3	24	0,15	48	0,08
-15 °C	6	0,6	18	0,2	36	0,1		
-25 °C	9	0,4	27	0,13				

Reduced wear

For LUBRIFixx we exclusively selected high-quality lubricants with large power reserves. See the following table of our standard lubricants. With these lubricants you will be able to cover most applications. We would be glad to advise you in selecting the right lubricant and remain at your disposal for information concerning special fillings with the lubricant of your choice.



Code of lubricants	Designation	Lubricant material basis	Range of temperature (°C)	Drop point of lubricant (°C)	Description
F 001	Multi-purpose grease EP, NLGI 2	Li, Ca	-30° up to +120°	155°	Universal-DIN KP2K-30
F 002	High temperature grease NLGI 1/2	Polyurea	-30° up to +150° short-term +170°	215°	Long-term lubrication, use at high temperature – DIN KP2P-30
F 003	All purpose grease +MoS ₂ NLGI 2	Li, Ca	-30° up to +120°	150°	Use at high demand and at high temperatures, with emergency operation properties – DIN KPF2-30
F 004	High temperature grease +MoS ₂ , NLGI 1/2	Polyurea	-30° up to +150° short-term +170°	220°	Long-term lubrication, at high demand and at high temperatures, with emergency operation properties – DIN KP2P-30
F 006	Viscous oil EP NLGI 0	Na	-20° up to +120°	175°	Gearing, Chaingear – DIN GPOM-20
F 100	High performance grease for foodstuffs industry NLGI 2	Al-Complex	-20° up to +120°	>250°	Machines in food industry, filling and packing systems – DIN KF2K-20, USDA-H1
O 001	Spindle oil CL/HL	Mineral oil		ISO VG 10	Spindle bearing on heavy-duty textile and precision machines
O 015	Adhesive oil	Mineral oil		ISO VG 320	Adhesive Oil, for lubrication of chains, bolts, rims, joints and bearings

Detailed information about lubricants are available on request.

LUBRICATORS, OIL LEVEL SIGHT GLASSES

LUBRIFlxx lubricators with multi-purpose grease



33 161

TECHNICAL DATA

- Lubricant capacity (cm³): 120
- Type of lubricant (F 001): multi-purpose grease EP, NLGI 2
- Basic lubricant component: Li, Ca
- Temperature - operational range (°C): -30 / +120
- Drop point of lubricant (°C): 155
- Description of lubricant: Universal - DIN KP2K-30
- Delivery of lubricant: automatic, without external power supply
- Connection: G 1/4" male

PACKAGING

- Packing unit: 20

PRODUCTS

Item-No.	Description 1	Description 2	M1	M3	M6	M12
33 101	LUBRIFlxx lubricator	M1-F 001-Multi-purpose grease NLGI2 EP	×			
33 121	LUBRIFlxx lubricator	M3-F 001-Multi-purpose grease EP		×		
33 141	LUBRIFlxx lubricator	M6-F 001-Multi-purpose grease EP			×	
33 161	LUBRIFlxx lubricator	M12-F 001-Multi-purpose grease EP				×

LUBRIFlxx lubricators with high temperature grease



33 102

TECHNICAL DATA

- Lubricant capacity (cm³): 120
- Type of lubricant (F 002): high temperature grease, NLGI 1/2
- Basic lubricant component: Polyurea
- Temperature - operational range (°C): -30 / +150, short-term +170
- Drop point of lubricant (°C): 215
- Description of lubricant: long-term lubrication, use at high temperatures, DIN KP2P - 30, DIN KP2P - 30
- Delivery of lubricant: automatic, without external power supply
- Connection: G 1/4" male

PACKAGING

- Packing unit: 20

PRODUCTS

Item-No.	Description 1	Description 2	M1	M3	M6	M12
33 102	LUBRIFlxx lubricator	M1-F 002-High temperature grease	×			
33 122	LUBRIFlxx lubricator	M3-F 002-High temperature grease		×		
33 142	LUBRIFlxx lubricator	M6-F 002-High temperature grease			×	
33 162	LUBRIFlxx lubricator	M12-F 002-High temperature grease				×

Abbreviations

M1	Operating time 1 month	M3	Operating time 3 months
M6	Operating time 6 months	M12	Operating time 12 months

LUBRIFlxx lubricators with multi-purpose grease + MoS2



33 123

TECHNICAL DATA

- Lubricant capacity (cm³): 120
- Type of lubricant (F 003): multi-purpose grease + MoS₂, NLGI 2
- Basic lubricant component: Li, Ca
- Temperature - operational range (°C): -30 / +120
- Drop point of lubricant (°C): 150
- Description of lubricant: use under heavy demands, with emergency operation properties DIN KPF2K-30
- Delivery of lubricant: automatic, without external power supply
- Connection: G 1/4" male

PACKAGING

- Packing unit: 20

PRODUCTS

Item-No.	Description 1	Description 2	M3	M6	M12
33 123	LUBRIFlxx lubricator	M3-F 003-Multi-purpose grease	×		
33 143	LUBRIFlxx lubricator	M6-F 003-Multi-purpose grease		×	
33 163	LUBRIFlxx lubricator	M12-F 003-Multi-purpose grease			×

LUBRIFlxx lubricators with high temperature grease + MoS2



33 164

TECHNICAL DATA

- Lubricant capacity (cm³): 120
- Type of lubricant (F 004): high temperature grease + MoS₂, NLGI 1/2
- Basic lubricant component: Polyurea
- Temperature - operational range (°C): -30 / +150, short-term +170
- Drop point of lubricant (°C): 220
- Description of lubricant: long-term lubrication, for very heavy demands and at high temperatures, emergency operation properties, DIN KPF2P-30
- Delivery of lubricant: automatic, without external power supply
- Connection: G 1/4" male

PACKAGING

- Packing unit: 20

PRODUCTS

Item-No.	Description 1	Description 2	M3	M6	M12
33 124	LUBRIFlxx lubricator	M3-F 004-High temperature grease	×		
33 144	LUBRIFlxx lubricator	M6-F 004-High temperature grease		×	
33 164	LUBRIFlxx lubricator	M12-F 004-High temperature grease			×

LUBRIFlxx, OIL LEVEL SIGHT GLASSES

LUBRIFlxx lubricators with viscous oil



33 146

TECHNICAL DATA

- Lubricant capacity (cm³): 120
- Type of lubricant (F 006): viscous transmission oil, EP NLGI 0
- Basic lubricant component: Na
- Temperature - operational range (°C): -20 / +120
- Drop point of lubricant (°C): 175
- Description of lubricant: gearing, chain gear, DIN GPOM-20
- Delivery of lubricant: automatic, without external power supply
- Connection: G 1/4" male

PACKAGING

- Packing unit: 20

PRODUCTS

Item-No.	Description 1	Description 2	M1	M6	M12
33 106	LUBRIFlxx lubricator	M1-F 006-Viscous oil	×		
33 146	LUBRIFlxx lubricator	M6-F 006-Viscous oil		×	
33 166	LUBRIFlxx lubricator	M12-F 006-Viscous oil			×

LUBRIFlxx lubricators with high performance grease



33 149

TECHNICAL DATA

- Lubricant capacity (cm³): 120
- Type of lubricant (F 100): high performance grease for foodstuff industry, NLGI 2, NSF-H1
- Basic lubricant component: al complex
- Temperature - operational range (°C): -20 / +120
- Drop point of lubricant (°C): >250
- Description of lubricant: machines in food industry, filling and packing systems, DIN KF2K-2 DIN KF2K-20, USDA-H1, USDA-H1
- Delivery of lubricant: automatic, without external power supply
- Connection: G 1/4" male

PACKAGING

- Packing unit: 20

PRODUCTS

Item-No.	Description 1	Description 2	M3	M6	M12
33 129	LUBRIFlxx lubricator	M3-F 100-High Performance Grease	×		
33 149	LUBRIFlxx lubricator	M6-F 100-High Performance Grease		×	
33 169	LUBRIFlxx lubricator	M12-F 100-High Performance Grease			×

Abbreviations

M1	Operating time 1 month	M3	Operating time 3 months
M6	Operating time 6 months	M12	Operating time 12 months

LUBRIFlxx lubricators with spindle oil



33 111

TECHNICAL DATA

- Type of lubricant (O 001): spindle oil CL / HL
- Basic lubricant component: mineral oil
- Temperature - operational range / drop point: ISO VG 10
- Description of lubricant: spindle bearing on heavy-duty textile and precision machines
- Delivery of lubricant: automatic, without external power supply
- Connection: G 1/4" male

PACKAGING

- Packing unit: 20

PRODUCTS

Item-No.	Description 1	Description 2	M1	M6
33 111	LUBRIFlxx lubricator	M1-O 001-Spindle oil	×	
33 153	LUBRIFlxx lubricator	M6-O 001-Spindle oil		×

LUBRIFlxx lubricators with adhesive oil



33 138

TECHNICAL DATA

- Lubricant capacity (cm³): 120
- Type of lubricant (O 015): adhesive oil
- Basic lubricant component: mineral oil
- Temperature - operational range / drop point: ISO VG 320
- Description of lubricant: adhesive oil, for lubrication of chains, bolts, rims, joints and bearings
- Delivery of lubricant: automatic, without external power supply
- Connection: G 1/4" male

PACKAGING

- Packing unit: 20

PRODUCTS

Item-No.	Description 1	Description 2	M1	M3	M6	M12
33 118	LUBRIFlxx lubricator	M1-O 015-Adhesive oil	×			
33 138	LUBRIFlxx lubricator	M3-O 015-Adhesive oil		×		
33 158	LUBRIFlxx lubricator	M6-O 015-Adhesive oil			×	
33 178	LUBRIFlxx lubricator	M12-O 015-Adhesive oil				×

LUBRICATORS, OIL LEVEL SIGHT GLASSES

LUBRIFlxx EVO lubricator

Overview

The LUBRIFlxx EVO, an electrochemical automatic single point lubricator, operates based on the proven technology of electrochemical reaction which generates inert Nitrogen (N₂) gas through the systematic use of an electrolyte and electrical energy.

With five different present dispensing rates of 1, 3, 6, 9, and 12 months the Lubriflxx EVO offers a cost effective solution for a wide variety of industrial applications which contributes to preventive maintenance and cost reduction via reliable and precise lubrication.

In addition, the intuitive design of LUBRIFlxx EVO ensures both error-free operation and safe use.

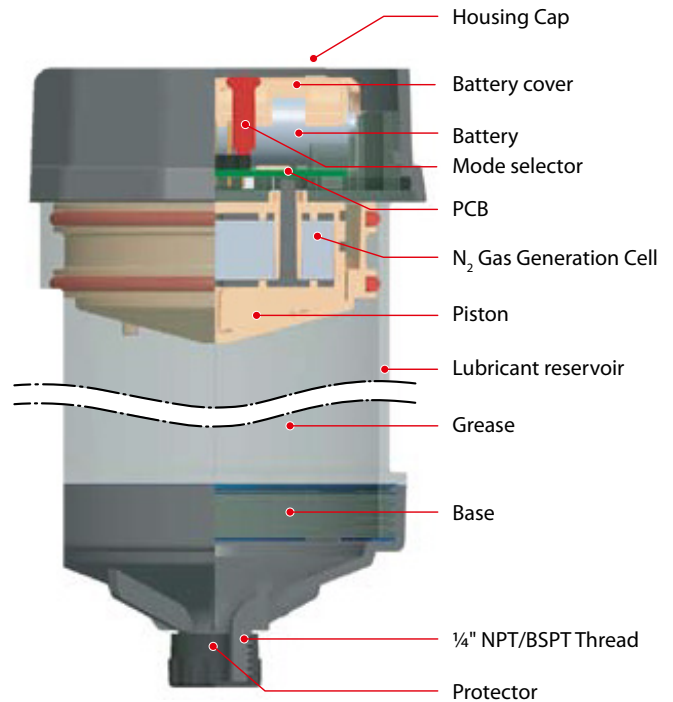
Dispensing Equivalents

Required dispensing volume may vary with individual bearing types and operating conditions. Testing is recommended for specific applications. Contact us for specific applications or if you should need any assistance in setting proper dispensing rates.

Dispensing Period	60 cm ³	120 cm ³	240 cm ³
1 month	2,00 cm ³ /Tag	4,00 cm ³ /Tag	8,00 cm ³ /Tag
3 months	0,67 cm ³ /Tag	1,33 cm ³ /Tag	2,66 cm ³ /Tag
6 months	0,33 cm ³ /Tag	0,67 cm ³ /Tag	1,33 cm ³ /Tag
9 months	0,22 cm ³ /Tag	0,44 cm ³ /Tag	0,89 cm ³ /Tag
12 months	0,17 cm ³ /Tag	0,33 cm ³ /Tag	0,67 cm ³ /Tag

Advantages

- Cost effective
- Simple to operate
- Easy to install without the use of tools
- Easy to adjust dispensing periods in operation
- Instant ON+OFF available
- Transparent container for visual inspection of lubricant levels
- Convenient disposal after use (environmentally friendly)
- Suitable for use in confined areas
- More reliable against ambient temperature variations than hydrogen gas type lubricators



Characteristics

Specifications	Description
Gas Type	Nitrogen (N ₂) gas
Gas Generating Method	Electrochemical
Grease Capacity	60, 120, 240 cm ³
Housing design	Transparent plastic
Operating temperature range	-20°C ~55°C
Operating Pressure	Max. 5 kgf/cm ²
Available Dispensing Periods	1, 3, 6, 9 and 12 months
Product Size	60 cm ³ : Ø 77 mm × 92 mm 120 cm ³ : Ø 77 mm × 112 mm 240 cm ³ : Ø 77 mm × 157 mm
Certifications / IP Code	ATEX / CE / UL / IP65
Packaging	10 Units / Case

Grease Selection

Refer to following information of available lubricants carefully selected for our products.

Please choose the proper lubricant for your specific application. If further information is required, please contact our support.

Code of lubricants	Designation	Lubricant material basis	Range of temperature (°C)	Drop point of lubricant (°C)	Description
PL1	Multi Purpose	Mineral	-20° up to +55°C	>250°C	High Performance NLGI 2 grade
PL2	Heavy Duty	Mineral	-20° up to +55°C	>300°C	Excellent Heavy Duty NLGI 2 grade with high viscosity base fluids and additional load carrying capacity
PL3	High Speed	Mineral	-20° up to +55°C	>230°C	High Performance NLGI 1 grade for high speed applications (over 3000 rpm or high DN value)
PL4	H1 Food Grade	Mineral	-20° up to +55°C	>200°C	USDA H1 NLGI 2 grade for applications where a food grade product is required
PL5	High Temperature	Mineral	-20° up to +55°C	>250°C	Fully Synthetic High Performance NLGI 2 grade with oxidation stability for high temperature use
PL6	Multi Purpose MoS ₂	Mineral	-20° up to +55°C	>305°C	High Performance grade with MoS ₂ for better EP and load carrying capacity
PL7	Low Temperature	Mineral	-20° up to +55°C	>294°C	Fully Synthetic NLGI 1 grade, for extreme low temperature applications

Detailed lubricant specification sheets are available upon request.

OEM filling is available upon request under special terms and conditions. Please contact us.

How to install

LUBRIFixx EVO is designed as a single point lubricator only. Do not use the LUBRIFixx EVO unit for multiple lube points. For remote installation, all components such as reducers, tubes, or lube lines should be manually filled with the same grease contained in the unit before installation of the unit.



LUBRIFlxx, OIL LEVEL SIGHT GLASSES

LUBRIFlxx EVO lubricator with multi purpose grease



33 200 001

TECHNICAL DATA

- Available Dispensing Periods: 1, 3, 6, 9 and 12 months
- Type of lubricant (PL1): multi purpose grease
- Basic lubricant component: mineral
- Temperature - operational range (°C): -20 / +55
- Drop point of lubricant (°C): >250
- Description of lubricant: High performance NLGI 2 grade
- Delivery of lubricant: automatic, without external power supply
- Connection: G 1/4" male

PACKAGING

- Packing unit: 10

PRODUCTS

Item-No.	Description 1	Description 2	60 cm ³	120 cm ³	240 cm ³
33 200 001	LUBRIFlxx EVO 60	PL1 Multi Purpose Grease	×		
33 201 001	LUBRIFlxx EVO 120	PL1 Multi Purpose Grease		×	
33 202 001	LUBRIFlxx EVO 240	PL1 Multi Purpose Grease			×

LUBRIFlxx EVO lubricator with heavy duty grease



33 200 002

TECHNICAL DATA

- Available Dispensing Periods: 1, 3, 6, 9 and 12 months
- Type of lubricant (PL2): heavy duty grease
- Basic lubricant component: mineral
- Temperature - operational range (°C): -20 / +150
- Drop point of lubricant (°C): >300
- Description of lubricant: excellent Heavy Duty NLGI 2 grade with high viscosity base fluids and additional load carrying capacity
- Delivery of lubricant: automatic, without external power supply
- Connection: G 1/4" male

PACKAGING

- Packing unit: 10

PRODUCTS

Item-No.	Description 1	Description 2	60 cm ³	120 cm ³	240 cm ³
33 200 002	LUBRIFlxx EVO 60	PL2 Heavy Duty Grease	×		
33 201 002	LUBRIFlxx EVO 120	PL2 Heavy Duty Grease		×	
33 202 002	LUBRIFlxx EVO 240	PL2 Heavy Duty Grease			×

LUBRIFlxx EVO lubricator with high speed grease



33 200 003

TECHNICAL DATA

- Available Dispensing Periods: 1, 3, 6, 9 and 12 months
- Type of lubricant (PL3): high speed grease
- Basic lubricant component: mineral
- Temperature - operational range (°C): -30 / +130
- Drop point of lubricant (°C): >230
- Description of lubricant: High Performance NLGI 1 grade for high speed application (over 3000 rpm or high DN value)
- Delivery of lubricant: automatic, without external power supply
- Connection: G 1/4" male

PACKAGING

- Packing unit: 10

PRODUCTS

Item-No.	Description 1	Description 2	60 cm ³	120 cm ³	240 cm ³
33 200 003	LUBRIFlxx EVO 60	PL3 High Speed Grease	×		
33 201 003	LUBRIFlxx EVO 120	PL3 High Speed Grease		×	
33 202 003	LUBRIFlxx EVO 240	PL3 High Speed Grease			×

LUBRIFlxx EVO lubricator with food grease



33 200 004

TECHNICAL DATA

- Available Dispensing Periods: 1, 3, 6, 9 and 12 months
- Type of lubricant (PL4): H1 food grease
- Basic lubricant component: mineral
- Temperature - operational range (°C): -12 / +130
- Drop point of lubricant (°C): >200
- USDA H1 NLGI 2 grade for applications where a food grade product is required
- Delivery of lubricant: automatic, without external power supply
- Connection: G 1/4" male

PACKAGING

- Packing unit: 10

PRODUCTS

Item-No.	Description 1	Description 2	60 cm ³	120 cm ³	240 cm ³
33 200 004	LUBRIFlxx EVO 60	PL4 Food Grease	×		
33 201 004	LUBRIFlxx EVO 120	PL4 Food Grease		×	
33 202 004	LUBRIFlxx EVO 240	PL4 Food Grease			×

LUBRIFIxx, OIL LEVEL SIGHT GLASSES

LUBRIFIxx EVO lubricator with high temperature grease



33 200 005

TECHNICAL DATA

- Available Dispensing Periods: 1, 3, 6, 9 and 12 months
- Type of lubricant (PL5): high temperature grease
- Basic lubricant component: mineral
- Temperature - operational range (°C): -20 / +160
- Drop point of lubricant (°C): >250
- Description of lubricant: fully Synthetic High Performance NLGI 2 grade with oxidation stability for high temperature use
- Delivery of lubricant: automatic, without external power supply
- Connection: G 1/4" male

PACKAGING

- Packing unit: 10

PRODUCTS

Item-No.	Description 1	Description 2	60 cm ³	120 cm ³	240 cm ³
33 200 005	LUBRIFIxx EVO 60	PL5 High Temperature Grease	×		
33 201 005	LUBRIFIxx EVO 120	PL5 High Temperature Grease		×	
33 202 005	LUBRIFIxx EVO 240	PL5 High Temperature Grease			×

LUBRIFIxx EVO lubricator with high performance grease



33 200 006

TECHNICAL DATA

- Available Dispensing Periods: 1, 3, 6, 9 and 12 months
- Type of lubricant (PL6): high performance grease
- Basic lubricant component: mineral
- Temperature - operational range (°C): -40 / +170
- Drop point of lubricant (°C): >305
- Description of lubricant: High Performance grade with MoS₂ for better EP and load carrying capacity
- Delivery of lubricant: automatic, without external power supply
- Connection: G 1/4" male

PACKAGING

- Packing unit: 10

PRODUCTS

Item-No.	Description 1	Description 2	60 cm ³	120 cm ³	240 cm ³
33 200 006	LUBRIFIxx EVO 60	PL6 High Performance Grease	×		
33 201 006	LUBRIFIxx EVO 120	PL6 High Performance Grease		×	
33 202 006	LUBRIFIxx EVO 240	PL6 High Performance Grease			×

LUBRIFlxx EVO lubricator with low temperature grease



33 200 007

TECHNICAL DATA

- Available Dispensing Periods: 1, 3, 6, 9 and 12 months
- Type of lubricant (PL7): low temperature grease
- Basic lubricant component: mineral
- Temperature - operational range (°C): -45 / +170
- Drop point of lubricant (°C): >294
- Description of lubricant: fully Synthetic NLGI 1 grade, for extreme low temperature applications
- Delivery of lubricant: automatic, without external power supply
- Connection: G 1/4" male

PACKAGING

- Packing unit: 10

PRODUCTS

Item-No.	Description 1	Description 2	60 cm ³	120 cm ³	240 cm ³
33 200 007	LUBRIFlxx EVO 60	PL7 Low Temperature Grease	×		
33 201 007	LUBRIFlxx EVO 120	PL7 Low Temperature Grease		×	
33 202 007	LUBRIFlxx EVO 240	PL7 Low Temperature Grease			×

LUBRIFlxx EVO lubricator - empty



33 200 008

TECHNICAL DATA

- Housing material: transparent plastic
- Connecting thread: G 1/4" male

SPECIFICATION

- Empty containers without lubricant

PACKAGING

- Packing unit: 10

PRODUCTS

Item-No.	Description 1	Description 2	60 cm ³	120 cm ³	240 cm ³
33 200	LUBRIFlxx EVO 60	leer	×		
33 201	LUBRIFlxx EVO 120	leer		×	
33 202	LUBRIFlxx EVO 240	leer			×

LUBRICATORS, OIL LEVEL SIGHT GLASSES

Accessories for LUBRIFlxx













63 950

PACKAGING

- Packing unit: 1

PRODUCTS

Figure	Item-No.	Description 1	Description 2
	63 950	Lever ball valve with twist control	G 1/4" female-G 1/4" male
	63 789	Double threaded nipple	G 1/4" female-G 1/4" male
	18 085	Double threaded nipple	G 1/4" male-DK 60°-R 1/4" male
	02 791	Tee-piece connector	G 1/4" fem-G 1/4" fem-R 1/4" male
	63 954	Check valve	G 1/4" female-G 1/4" male
	63 955	Brush for lubricating-plastic	50 x 30 mm-G 1/4" female
	63 750	Angle 45°	G 1/4" female-G 1/4" male
	87 055	Angle 90°	G 1/4" female-G 1/4" male
	63 956	Fixing clamp for LUBRIFlxx	
	63 957	Fixing clamp	for check valve
	63 763	Hose connection-G 1/4" female	NW 6 x 1-for LUBRIFlxx
	87 430	Hose connection-G 1/4" male	NW 6 x 1-for lubrication point
	03 497	Hose connection-G 1/8" male	NW 6 x 1
	63 773	Threaded extension nipple	30 mm-R 1/4" female-R 1/4" male
	63 772	Sleeve	G 1/4" female-G 1/4" female

Reduction adaptors for LUBRIFlxx



63 736

TECHNICAL DATA

- Material: brass

PACKAGING

- Packing unit: 1

PRODUCTS

Item-No.	Description 1	Description 2	SW 17	SW 19
63 736	Retention adapter	G 1/4" female-M 6 x 1 male	×	
63 737	t	G 1/4" female-M 8 x 1 male	×	
63 738	Retention adapter	G 1/4" female-M 8 x 1,25 male	×	
63 739	Retention adapter	G 1/4" female-M 10 x 1 male	×	
63 740	Retention adapter	G 1/4" female-M 10 x 1,5 male	×	
63 743	Retention adapter	G 1/4" female-M 12 x 1,5 male		×
63 732	Retention adapter	G 1/4" female-G 1/8" male	×	

Stauffer lubricators



60 137

PACKAGING

- Packing unit: 1

PRODUCTS

Item-No.	Description 1	Description 2
60 137	Stauffer lubricator	Ø 17 mm-4 g-G 1/8" male
60 238	Stauffer lubricator	Ø 23 mm-6 g-G 1/4" male
60 338	Stauffer lubricator	Ø 31 mm-10 g-G 1/4" male
60 438	Stauffer lubricator	Ø 37 mm-23 g-G 1/4" male
60 538	Stauffer lubricator	Ø 49 mm-40 g-G 1/4" male
60 638	Stauffer lubricator	Ø 57 mm-65 g-G 1/4" male
60 739	Stauffer lubricator	Ø 66 mm-90 g-G 3/8" male

LUBRICATORS, OIL LEVEL SIGHT GLASSES

Oil level sight glasses



75 041 500

TECHNICAL DATA

- Material inspection glass: glass
- Housing material: aluminium
- Seal: NBR O-ring

PACKAGING

- Packing unit: 1

PRODUCTS

Item-No.	Description 1	Description 2	Connection	SW (mm)	Pressure (bar)	Temperature range (°C)
75 038 500	Oil level sight glass Alu-250°C-10 bar	G 1/4" -SK-17 mm-glass	G 1/4" male	17	10	250
75 039 500	Oil level sight glass Alu-250°C-10 bar	G 3/8" -SK-22 mm-glass	G 3/8" male	22	10	250
75 040 500	Oil level sight glass Alu-100°C-4 bar	G 1/2" -SK-27 mm-glass	G 1/2" male	27	4	-20 / +100
75 041 500	Oil level sight glass Alu-100°C-4 bar	G 3/4" -SK-32 mm-glass	G 3/4" male	32	4	-20 / +100
75 042 500	Oil level sight glass Alu-100°C-4 bar	G 1" -SK-41 mm-glass	G 1" male	41	4	-20 / +100
75 043 500	Oil level sight glass Alu-100°C-4 bar	G 1 1/4" -SK-50 mm-glass	G 1 1/4" male	50	4	-20 / +100
75 044 500	Oil level sight glass Alu-100°C-4 bar	G 1 1/2" -SK-55 mm-glass	G 1 1/2" male	55	4	-20 / +100
75 045	Oil level sight glass Alu-100°C-4 bar	G 2" -SK-70 mm-glass	G 2" male	70	4	-20 / +100

Abbreviations

a	Outer / Male
G	Whitworth Pipe Thread, cylindrical, ISO 228 (DIN 259)
NBR	Nitrile butadiene caoutchouc (Perbunan® Buna-N®)
SK	Hexagon
SW	Wrench size

M

TERMS AND CONDITIONS

1. Scope of application

1. Our General Terms and Conditions apply for all current and future business relationships with our customers, in particular for our deliveries and services. Any additional, different or opposing terms and conditions of our customers, even if we have knowledge thereof, will not become part of the business relationship, unless we have expressly consented to their validity.
2. Customers as referred to in our General Terms and Conditions are exclusively entrepreneurs, i.e. natural or legal persons or judicable partnerships, who/which are acting within the scope of their commercial or freelance professional activity when establishing the business relationship.

2. Conclusion of a contract

1. Our offers are subject to change. We reserve the right to make technical modifications as well as changes to the shape, colour and/or weight within the scope of reasonableness.
2. With the placement of an order, the customer declares his binding intention to buy the goods. We are entitled to accept the offer contained in the order within 14 days after receipt by our company. The acceptance can either be declared in writing or by delivering the merchandise to the customer.

3. Delivery

1. We are entitled to make partial deliveries or to provide partial services at any time, unless the partial delivery or the partial service is of no interest for the customer.
2. Delivery terms are only binding insofar as we have explicitly agreed to them to be binding. The delivery deadline shall be deemed complied with when the goods have left our factory/warehouse within the period of delivery. If dispatch or collection is delayed for reasons for which we are not responsible, the delivery deadline shall be deemed to have been met when the purchaser has been notified to the readiness of dispatch within the period agreed upon.
3. In case of non-compliance with the delivery time due to strike or lock-out – also at our suppliers – due to delays in delivery or untimely delivery by our suppliers or due to mobilization, war, riot or other unforeseen impediments which lie beyond our will, the period of delivery will be extended for the duration of the impediment.
4. Our duty to deliver shall be suspended as long as any due payment of the buyer is delayed. If the delivery of products is to be taken gradually over a certain period of time, the delivery shall be spread equally over the entire period of time.

4. Payment

1. The price lists and sheets of terms applicable at that time shall govern the terms of payment as well as the packaging and freight charges and are thus an integral part of these General Terms and Conditions. Unless otherwise agreed, the packaging and freight charges shall be born by the customer.
2. The sales tax valid at the date of delivery shall be added to the agreed price.
3. After receipt of the goods, the customer undertakes to pay the purchase price within 10 days. Upon expiry of that period of time, the customer will come into default of payment. During the period of payment delay, the customer is obliged to pay interest at 8 % above the base rate. We reserve the right to prove and to enforce higher

damages due to the arrears.

4. Payment terms shall be deemed met, if we have access to the amount payable within the specified period. Promises of discount depend on the payment of all due demands. Bills of exchanges are only accepted after agreement and on account of performance. All associated expenses shall be born by the customer.
5. The customer shall be only entitled to offset against our claims if his counterclaims are undisputed or have been established in law. Uncontested claims can only be deducted by means of a credit note issued to the customer. The customer's right of retention shall only be applied when his counterclaim is based on the same contractual relationship.
6. If the customer stops making payments, if there is a debt overload, if insolvency proceedings have been opened against his assets, or if the customer comes into arrears with the cashing of due bills of exchange or cheques, then all claims we have against the customer shall become due for payment immediately. The same applies for a considerable deterioration of the customer's economic situation. In such cases we are entitled to demand adequate security or to rescind from the contract.
7. **TURNOVER:** The calculation of the turnover includes: net turnover (without VAT), less potential discounts, del credere commissions and costs for freight, packaging and insurances.
8. **BONUSES:** the calculation of the bonuses include: net turnover (without VAT) of the paid invoices, less potential discounts, del credere commissions and costs for freight, packaging and insurances.

5. Transfer of risk

1. The risk (transportation and payment risk) shall pass to the customer at the latest when the goods have been given to the forwarding agent or have left our plant/warehouse for dispatch purposes. If dispatch is delayed at the customer's request or due to circumstances for which the customer is responsible, the risk passes to the customer with our notification of the readiness for shipment.
2. The choice of the shipping route and method of transportation is subject to our discretion, without guarantee for the cheapest means of transportation.
3. At the request of the customer, the desired insurance is concluded at his expenses.

6. Reservation of title

1. The goods supplied remain our property until satisfaction of all claims against the customer to which we are entitled from the business relationship.
2. The customer shall be obliged to treat the goods delivered with care and in accordance with their intended conditions of use. When maintenance and inspection work is required, the customer shall perform it on a regular basis at his own expense.
3. The customer shall be obliged to inform us immediately if a third party has access to the goods, or if the goods are damaged or destroyed. Furthermore, the customer undertakes to report to us without delay any change in ownership as well as changes to his personal domicile.
4. If the customer acts in a way contrary to the contractual obligations, in particular in the event of a default in payment or in case of breach of a duty according to paragraph 2 and/or 3 of these provisions, we shall be entitled to cancel the contract and to demand the return of the goods.
5. Any processing and modification of the goods by the customer occurs

always in the name and on behalf of us. If the goods are processed or combined with other items that are not our property, we shall acquire joint ownership in the ratio of the objective value of the goods we have supplied to the other objects processed at the time of processing. The same applies if the goods are mixed with other items that do not belong to us.

6. The customer shall be entitled to resell or rent out the goods in the proper course of business. He assigns to us already at this time all claims which accrue to him through the resale or renting against others, in the amount of the value of our final invoice (including value-added tax). This shall apply irrespective of whether the customer resells or rents out the goods without or after further processing, mixing or other alterations. We accept the assignment. After the assignment, the customer shall remain authorized to collect the debt. Our allowance to draw the demands ourselves shall remain unaffected thereby. We, however, undertake not to collect the debt as long as the customer duly complies with his payment obligations towards us and does not fall under default of payment. We further undertake to release the securities due to us on demand of the customer, as far as the realizable values of these securities exceed the debts to be safeguarded by more than 20 %; the choice of the securities to be released is within our scope of responsibility.

7. Determination of defects

1. For defective goods, we will provide rectification or replacement of the defect items in accordance to the customer's choice. We are, however, entitled to refuse the type of the subsequent performance chosen, if it is only possible with disproportionate costs or if the other type of the subsequent performance remains without considerable disadvantage for the customer.
2. In the event the subsequent fulfilment fails, the customer may, at his option, require a reduction of the purchase price (reduction) or the cancellation of the contract (rescission). In the event of a minor infringement of the contract agreement, in particular in case of only insignificant defects, the customer shall not have the right of rescission.
3. The customer must notify us in writing of apparent defects within a period of 2 weeks from receipt of the goods, in case of shortfalls immediately upon receipt of the items; otherwise the enforcement of the liability for defects is excluded, in particular with regard to subsequent fulfilment, reduction or rescission. Sending the notice in time is sufficient for compliance with the deadline. The customer shall bear the full burden of proof for all pre-requisites for claims, in particular for the defect itself, for the date of detection of the defect and for the timely report of the defect.
4. Should the customer choose to withdraw from the contract because of the failure of attempts to rectify a fault, he will not have a right to compensation of damages on account of the fault. If, following failed subsequent performance, the customer should opt to compensation, the goods shall remain with the customer, if this can be reasonably expected of him. The compensation shall be limited to the difference between the purchase price and the value of the defective goods. This shall not apply if the violation of contract is due to fraudulent intent on our part.
5. As far as the customer uses the goods for his own purposes or sells the goods completely to entrepreneurs, the period of limitation for warranty claims shall be one year from the dispatch of the goods, provided that the customer has notified us of the defect in good time according to paragraph 3 of these provisions.

6. If the customer is in default as regards a payment or a loan, we shall not be obliged to satisfy claims for defects as long as the customer fulfils his obligations corresponding to the invoice value of the goods delivered by us, less a reduction of the purchase price in proportion to the defects.
7. The above paragraphs 1 to 6 of these provisions shall not constitute any guarantee declaration from our side. Any claims based on the warranty provided separately by us shall remain unaffected.

8. Limitation of liability

1. In case of slightly negligent violations of obligations, our liability shall be limited to foreseeable, direct and average damage typical for the contractual nature of goods. This shall also apply to minor breaches of duty owing to negligence by our statutory representatives or vicarious agents.
2. The aforementioned liability restrictions do not apply to claims of the customers arising from product liability. Furthermore, the limitations of liability shall not apply for physical injury, or for the impairment of health or death of the customer, if this can be attributed to us.
3. Claims for damages by customers due to defects are limited to one year from the date of dispatch of the goods. This shall not apply if we can be accused of malice.

9. Prohibition of assignment and pledging

1. Claims of the customer under the business relationship with us must not be assigned or pledged without our prior express written consent.

10. Place of jurisdiction

1. The exclusive place of jurisdiction for all disputes arising out of the business relationship shall be Freiburg.
2. The same applies if the customer has no general place of jurisdiction in Germany or if his domicile or habitual abode is not known when the suit is filed.
3. We are, however, entitled to call upon any legally competent court.

11. Applicable law

1. Solely the laws of the Federal Republic of Germany shall apply.
2. Neither the Hague Convention relating to Uniform International Sales Laws of July 1, 1964 nor the United Nations Convention on Contracts for the International Sale of Goods (UN Sales Law) of April 11, 1980 shall find application.

Date: September 26, 2011

ABBREVIATIONS

Abbreviations

°C	Degree Celsius	DL	Compressed air
°F	Degree F ahrenheit	DLFP	Air-operated grease gun
1 SN	H igh- p ressure hose, DIN 20 022 (EN 853), part 3 corresp. to SAE 100 R1T, with one b raid enforcement	DMS	D iesel Management System
1~AC	1-phase alternating current	DN	Inner diameter, in millimetres
2 SN	H igh- p ressure hose, DIN 20 022 (EN 853), part 4, corresp. to SAE 100 R2T , with two braid enforcements	DW	Double- a cting
3~AC	3-phase a lternating current	DWMP	D ouble-acting brass p ump
a	Outer / Male	EAN-Code	European Article N umber Code (bar code)
AAS	Anti-drip coupler, a utomat i c shut-off	EBZD	I n- l ine meter, digital
ABK	Battery clips	EBZDU	In- l ine m eter, digital, for urea
ABM	D imensions	EBZM	In- l ine meter, mechanical
ABSV	Shut-off valve	E-CTFE	E thylene chl or tr ifluorethylene (Halar®)
AC	A lternating current	ED	Operating time
AD	O utside diameter, i n millimetres	EF	Calibratable
ALH	D ischarge tap	EFA	Calibratable for A ustria
Alu	Aluminium	EFL	C alibratable, with u nit to prevent air measurement
AMS	Anti-drop coupler, manual shut-off	EFS	Calibratable, float valve t echnology
AR	Discharge tube	EHFP	One- h and g rease gun
AS	Discharge hose	EMP	E lectric diaphragm pump
ASA	A utomat i c switch- o ff electronics	EN	E uropean standard
B	Product size	EP	Extreme- p ressure lubricants
BA	Jaws	EPDM	Ethylene propylene diene rubber
BD	Operating pressure	ESN	Drive-in nipple
BE	Container	EST	Interference s uppression
BHHP	Lever-operated g un for c oncrete w ork	ETV	Venting valve
BSF	British standard f ine/ W hitworth thread, quality: fine	EUS	Euro p lug
CDS	Code lock	EW	Single- a cting
CDSP	P IN code lock	EWKP	Single-acting plastic p ump
CSM	Hypalon®	EWMP	Single-acting brass p ump
D	Ceiling mounting	EWZP	Single-acting die- c ast zinc pump
D1	Funnel type g rease nipple, 180°, straight	EZP	Electric g ear p ump
D1 A	F unnel type grease nipple, 180°, straight, d rive-in nipple	F	Filter
DAZ	D igital display, a ccess with code	FA	F lat d esign
dB (A)	D ecibel, A -weighted noise level	FAV	Drum cover
DC	D irect current	FB	Mobile
DG	Swivel j oint	FCKW	Fluorinated hydrocarbons
DH	Double strokes	FEP	Tetrafluorethylene p erfluorpropylene (Teflon ® FEP)
DIN	Deutsches I nstitut for Normung (German Institute for Standardisation) (DIN standards)	FKM	Viton®
DK	Sealing cone	FLA	F lexible spout
		FLMA	Flexible metal spout
		FN	Filling nipple

FPM	Fluoropolymer (Viton®)	i	Inside / Female
FRSM	Anti-freeze	IBC	Intermediate Bulk Container (for transport and storage of liquids and pourable matters)
FS	Delivery hose	ILN	International location number
ft	Foot (measure of length)	INOX	Stainless steel
FUV	Foot valve	IP	Protection class
FV	Filling valve	IPG	Pulse generator
FZP	Vane pump	IPGU	Pulse generator for urea
G	Whitworth Pipe Thread, cylindrical, ISO 228 (DIN 259)	ISO VG	International Organization for Standardization; standard relating to degree of viscosity
GBDR	Angled spout coupler	K1	Ball-type grease nipple, 180°, straight
GDA	Encased, swivel joint, outside	kg	Kilogram
GDE	Container	KK	Plastic canister
GDI	Encased, swivel joint, inside	KØ	Diameter of head
GE	Encased	KSAK	Plastic discharge spout
GG	Gray cast iron	KSD	Plastic nozzle
GLN	Global location number	KU	Coupler
GMZ	Glass measuring cylinder	kW	Kilowatt
gpm	Gallons per minute	l/min	Liters per minute
GPM	Assembled on mounting plate	lb	Pound
GRDR	Straight spout coupler	LBH	Length x width x height, in millimetres
GRS	Straight safety spout	LDPE	Low density polyethylene
GS	Tested for safety	LGA	Office of Trade and Industry, Bavaria, Nuremberg
GTIN	Global Trade Item Number	LLDPE	Linear low density polyethylene
H	Coupler for taper type grease nipple acc. to DIN 71 412	LW	Clear width
H1	Taper type grease nipple, 180°, straight	m	Meter
H1 A	Taper type grease nipple, 180°, straight, drive-in nipple	M	Metric thread, cylindrical, DIN 13
H2	Taper type grease nipple, 45°	M1	Flat grease nipple, 16 mm, round head
H2 A	Taper type grease nipple, 45°, drive-in nipple	M22	Flat grease nipple, 22 mm, round head
H3	Taper type grease nipple , 90°	M4	Flat grease nipple, 10 mm, round head
H3 A	Taper type grease nipple, 90°, drive-in nipple	MDPE	Medium density polyethylene
HD	High pressure	Me	Brass
HDPE	High density polyethylene	M-Ein	Manual on/off control by switch
HHFP	Manual lever grease gun	Aus	
HHFP-DG	Manual lever grease gun with closed cover , not detachable	mm	Millimeter
HHÖP	Oil press designed as manual lever gun	MO	Mobile
HS	High- pressure hose	MoS2	Molybdenum disulfide
Hyrtel®	Hyrtel ® is a registered trademark of the Du Pont company	mPas	Millipascal per second
Hz	Hertz	MSD	Brass nozzle
HZ	Flow meter	MU	Coupler
HZD	Flow meter, digital	NBR	Nitrile butadiene caoutchouc (Perbunan® Buna-N®)
HZM	Flow meter, mechanical	ND	Nominal pressure
HZMV	Flow meter, mechanical , pre-adjustable		

ABBREVIATIONS

Abbreviations

NEF	Non-calibratable	R	Whitworth thread, tapered, similar to DIN 3858, self-sealing connection
NEOP	Neoprene	RF	Radio frequency system
NLGI	Stands for viscosity class 000 to 6, as defined by the National Lubricating Grease Institute, USA	RK	Round head
NPS	National Straight Pipe, non-sealing and pressure-resistant cylindrical pipe thread	RÖLSYS	Rape oil system
NPSF	National Straight Pipe, sealing and pressure-resistant cylindrical pipe thread	RST	High-quality steel
NPT	National Taper Pipe, non-sealing and pressure-resistant tapered pipe thread	S	Thickness
NPTF	National Taper Pipe Fuel and Oil, sealing and pressure-resistant tapered pipe thread	SAE	Classification of viscosity grades for automotive lubricants by the Society of Automotive Engineers
NW	Nominal width = inside diameter	SAN	Styrene acrylonitrile
O	Open	SAR	Hose reel
∅	Diameter	SB	Self-service
ÖDT	Oil can funnel	SBV	Packaging for self-service
ÖLSYS	Oil system	SD	Diesel hose
ÖMS	Oil management system	SF	Wrench flat
PA	Polyamide	SFG	Self-forming thread
PC	Polycarbonate	SI	Silicone rubber
PE	Polyethylene	SK	Hexagon
PEI	Polyetherimide	SKK	Hexagonal head
PFA	Perfluoralkoxy (Teflon® PFA)	SKU	Quick coupling
PMP	Polymethylpentene (TPX®)	SOT	Slide-on type
PN	Nominal pressure or operating pressure	SPK	Spray head
PNFP	Pneumatic grease pump	SR	Stationary
PNÖP	Pneumatic oil pump	SRL	Suction pipe length, in mm
PNP	Pneumatic pump	St	Steel
POM	Acetal homopolymer	STAK	Steel outlet bend
PP	Polypropylene	STV	Check valve
PPGF	Polypropylene, glass fiber reinforced	SW	Width across flats
PPS	Polyphenylene sulfide	T1/B	Flat grease nipple, 16 mm, hexagonal head
PS	Polystyrol	TA	Storage tanks
PSF	Polysulfone	TRBF	Technical guideline for inflammable fluids
PTB	Physcal Technical Institute of Germany	TÜV	Technical Inspection Agency in Germany
PTF	Pipe Taper Fuel and Oil, sealing and pressure-resistant tapered pipe thread	TW	Tank truck
PTFE	Polytetrafluorethylene (Teflon®)	UN	United Nations
PVC	Polyvinyle chloride	UNF	Unified Fine Thread
PVDF	Polyvinylidene fluoride	Ust.-IdNr.	Sales tax identification number
PZ	High-pressure hose	UV	Ultraviolet
Q	Heat transfer oil	V	Volt
		VA	Stainless steel
		VDF	Cover, fixed
		VE	Packaging unit

VK	Square
VÖR	Connection oil pump/pipework
VRSAR	For connection pipework/ hose reel
VSK	Cap
VSTB	Galvanized sheet steel
VVP	Sales packaging
VZ	Galvanized
W	Watt
WA	Trolley
WAL	Angle spout
WB	Wall and floor mounting
WD	Wall and ceiling mounting
WG	Maintenance unit
WHG	Water Resources Act (Germany)
WHIT	Whitworth thread
WM	Wall mounting
ZBH	Accessories
ZDG	Die-cast zinc
ZHFP	Two-hand grease gun
ZSA	Centralized lubrication systems
ZVA	Automatic nozzle valve for diesel
ZVAB	Automatic nozzle valve for diesel with German type approval
ZVABD	Automatic nozzle valve for diesel with German type approval and swivel joint
ZVAD	Automatic nozzle valve for diesel with swivel joint
ZVAUD	Automatic nozzle valve for urea with swivel joint
ZVD	Manual nozzle valve, AI, with swivel joint
ZVH	control gun storage rack
ZVMUD	Mechanical nozzle valve for urea with swivel joint
ZVPP	Nozzle valve, polypropylene
ZVS	Nozzle valve switch

DIN-NORMS–CONSISTENCY CLASSES

DIN-Norms

DIN 1283	Grease guns; Grease guns and accessories, version 1990-11
DIN 1284	Grease guns; Grease cartridges for grease guns; main dimensions, version 1990-11
DIN 3404	Button head grease nipples, version 1988-01
DIN 3405	Funnel type grease nipples, version 1986-05
DIN 71412	Hydraulic grease nipples, version 1987-11

Consistency classes

Consistency class DIN 51818 (NLGI)	Worked penetration DIN ISO 2137 (0,1 mm)	Structure
000	445 up to 475	flowing
00	400 up to 430	almost flowing
0	355 up to 385	extremely soft
1	310 up to 340	very soft
2	265 up to 295	soft
3	220 up to 250	middle
4	175 up to 205	hard
5	130 up to 160	very hard
6	85 up to 115	extremely hard

ITEM NUMBERS-DIMENSIONS-WEIGHTS

Item-No.	EAN-Code	Page	VE	Dimemnsions VE Packing LBH (mm)	Weight VE (kg)	Dimesions Article LBH (mm)	Weight Article (kg)
00 220		20	1			Ø 6 x 165	0,009
00 238 820		69	1			Ø 40 x 330	0,33
00 239		274, 275, 296	1			280 x 110 x 20	0,23
00 241		62	1			Ø 45 x 320	0,035
00 258		40	1			300 x 110 x 35	0,032
00 299		26	1			Ø 32 x 77,5	0,007
00 328 950		69	1			Ø 30 x 160	0,015
00 442		207	1			Ø 60,2 x 2	0,0027
00 816		233	1			Ø 24 x 90	0,11
00 844		282, 283, 296	1			160 x 65 x 18	0,09
01 017		282,296	1			Ø 19 x 1000	0,14
01 018		282,296	1			160 x 65	0,012
01 019		282,298	1			540 x 35 x 20	0,14
01 051		275,296	1			200 x 55 x 23	0,017
01 052		282, 283, 296	1			Ø 20 x 1000	0,2
01 057		275,298	1			Ø 32 x 14	0,04
01 070		20	1			Ø 6 x 105	0,005
01 071		20	1			Ø 6 x 135	0,007
01 112	4103810011122	14	6	335 x 230 x 120	1,2	125 x 70 x 295	0,17
01 130		20	1			Ø 11 x 210	0,013
01 136		20	1			Ø 11 x 150	0,01
01 141		215	1			130 x 40 x 25	0,058
01 172		63	1			Ø 58	0,005
01 297		234	1			Ø 29 x 58	0,137
02 342	4103810023422	48	6	355 x 355 x 260	1,9	205 x 160 x 220	0,25
02 344	4103810023446	48	6	500 x 305 x 330	3	240 x 210 x 280	0,43
02 344 950	4103810420818	49	4	500 x 355 x 300	3,1	285 x 250 x 200	0,62
02 360	4103810023606	53	10	330 x 260 x 220	1	135 x 120 x 160	0,08
02 360 954	4103810420825	53	10	330 x 245 x 180	1,4	190 x 150 x 180	0,12
02 361	4103810023613	50	10	190 x 100 x 55	0,06	65 x 55 x 80	0,005
02 362	4103810023620	50	10	250 x 170 x 75	0,12	85 x 75 x 110	0,01
02 363	4103810023637	50	10	280 x 200 x 100	0,22	110 x 100 x 130	0,02
02 364	4103810023644	50	10	330 x 270 x 120	0,36	135 x 120 x 160	0,03
02 365	4103810023651	50	10	370 x 260 x 160	0,75	190 x 150 x 180	0,05
02 366	4103810023668	51	6	460 x 305 x 280	1,5	240 x 210 x 220	0,18
02 366 017	4103810420405	51	6	460 x 305 x 280	1,5	240 x 210 x 220	0,18
02 367	4103810023675	51	6	500 x 305 x 330	1,66	285 x 255 x 255	0,21
02 367 020	4103810420412	51	6	500 x 305 x 330	1,75	285 x 255 x 255	0,22

ITEM NUMBERS-DIMENSIONS-WEIGHTS

Item-No.	EAN-Code	Page	VE	Dimemions VE Packing LBH (mm)	Weight VE (kg)	Dimesions Article LBH (mm)	Weight Article (kg)
02 369		58	1			Ø 355 x 435	0,49
02 370	4103810023705	60	1			280 x 190 x 300	0,42
02 371		63	1			Ø 65,7	0,006
02 372	4103810023729	52	5	340 x 320 x 210	0,86	200 x 160 x 205	0,12
02 372 043	4103810023736	53	5	330 x 275 x 215	1,45	200 x 160 x 205	0,25
02 562	4103810025624	57	6	460 x 305 x 275	1,22	320 x 160 x 260	0,14
02 563	4103810025631	57	6	460 x 305 x 275	1,16	195 x 160 x 220	0,13
02 568		59	1	330 x 265 x 215	0,83	325 x 260 x 210	0,58
02 569		59	1	330 x 265 x 215	0,88	325 x 260 x 210	0,66
02 640	4103810026409	62	1	330 x 130 x 135	1,02	Ø 40 x 300	0,16
02 645	4103810026454	49	6	460 x 305 x 275	3,01	225 x 200 x 165	0,43
02 662	4103810026621	54	6	460 x 305 x 280	1,25	220 x 160 x 440	0,15
02 665	4103810026652	56	6	340 x 310 x 210	0,9	185 x 160 x 490	0,11
02 671	4103810026713	61	6	300 x 240 x 160	0,48	150 x 120 x 160	0,06
02 674	4103810026744	54	6	460 x 305 x 280	1,21	220 x 160 x 440	0,14
02 675	4103810026751	55	6	460 x 305 x 280	2,13	160 x 230 x 220	0,29
02 791		314	1			51 x 17 x 31	0,051
03 497		314	1			Ø 15 x 25	0,02
03 802	4103810038020	15	6	335 x 230 x 120	2,826	75 x 60 x 270	0,4432
03 803	4103810038037	15	6	335 x 230 x 120	3,13	85 x 70 x 320	0,5
03 805	4103810038051	15	6	430 x 260 x 120	3,86	105 x 80 x 350	0,62
03 902	4103810039027	15	6	330 x 245 x 180	5,5	120 x 60 x 270	0,45
03 903	4103810039034	15	6	335 x 230 x 120	3,14	85 x 70 x 320	0,5
03 903 950	4103810421341	15	6	330 x 260 x 200	3,36	85 x 70 x 320	0,53
03 905	4103810039058	15	6	430 x 260 x 120	3,9	135 x 80 x 350	0,62
04 111	4103810041112	17	6	240 x 105 x 200	0,83	90 x 50 x 215	0,12
04 802	4103810048029	16	6	335 x 230 x 120	1,69	120 x 60 x 270	0,26
04 803	4103810048036	16	6	340 x 225 x 120	1,8	85 x 70 x 320	0,28
04 805	4103810048050	16	6	430 x 260 x 120	2	135 x 80 x 350	0,3
04 902	4103810049026	16	6	335 x 230 x 120	1,71	120 x 60 x 270	0,26
04 903	4103810049033	16	6	335 x 230 x 120	1,9	85 x 70 x 320	0,28
04 905	4103810049057	16	6	430 x 260 x 120	2	135 x 80 x 350	0,3
05 069		21	1			Ø 10 x 118	0,016
05 070	4103810050701	21	1			Ø 15 x 135	0,012
05 111	4103810051111	19	6	330 x 220 x 170	0,8394	90 x 50 x 110	0,1262
05 112	4103810051128	19	6	215 x 125 x 155	0,91	90 x 50 x 130	0,14
05 113	4103810051135	19	6	335 x 230 x 120	1,43	135 x 70 x 120	0,21
05 114	4103810051142	19	6	340 x 230 x 120	1,52	145 x 85 x 120	0,23

Item-No.	EAN-Code	Page	VE	Dimemnsions VE Packing LBH (mm)	Weight VE (kg)	Dimesions Article LBH (mm)	Weight Article (kg)
05 115	4103810051159	19	6	305 x 305 x 140	1,71	145 x 85 x 150	0,26
05 118	4103810051180	18	6	330 x 270 x 210	1,07	130 x 75 x 135	0,1506
05 119	4103810051197	18	6	330 x 270 x 210	2,2	140 x 80 x 150	0,16
05 121	4103810051210	19	6	210 x 125 x 160	0,85	90 x 50 x 110	0,12
05 122	4103810051227	19	6	330 x 270 x 210	3,9	90 x 50 x 130	0,14
05 133	4103810051333	19	6	335 x 230 x 120	1,43	135 x 70 x 110	0,21
05 134	4103810051340	19	6	335 x 230 x 120	1,53	145 x 85 x 120	0,23
05 135	4103810051357	19	6	310 x 310 x 140	1,72	145 x 85 x 150	0,25
05 138	4103810051388	18	6	335 x 225 x 125	1,25	130 x 75 x 135	0,14
05 139	4103810051395	18	6	330 x 270 x 210	1,2162	140 x 80 x 150	0,171
05 223	4103810052231	19	6	335 x 230 x 120	1,6	135 x 70 x 110	0,24
05 224	4103810052248	19	6	335 x 230 x 120	1,67	145 x 85 x 120	0,26
05 225	4103810052255	19	6	310 x 310 x 135	1,91	145 x 85 x 150	0,28
05 226	4103810052262	19	6	330 x 270 x 210	2,17	150 x 100 x 200	0,33
06 061		22	10	150 x 100 x 60	0,11	50 x 18 x 115	0,01
06 062		22	10	130 x 150 x 50	0,13	50 x 24 x 120	0,01178
06 064	4103810060649	23	10	240 x 105 x 200	0,33	Ø 45 x 175	0,02
06 065	4103810060656	23	10	335 x 230 x 120	0,04	Ø 60 x 200	0,04
06 066	4103810060663	23	10	330 x 220 x 170	0,7	Ø 70 x 245	0,05
06 068	4103810060687	22	10	150 x 150 x 50	0,13	50 x 27 x 120	0,01
06 100		40	1			300 x 120 x 35	0,047
06 112	4103810061127	32	6	305 x 305 x 135	1,05	Ø 90 x 285	0,146
06 113	4103810061134	32	6	380 x 255 x 170	1,24	Ø 97 x 315	0,157
06 122		22	1			65 x 27 x 160	0,02
06 178	4103810061783	41	6	480 x 350 x 310	1,97	220 x 125 x 285	0,25
06 212	4103810062124	32	6	305 x 305 x 135	1,05	Ø 90 x 285	0,143
06 213	4103810062131	32	6	380 x 255 x 170	1,17	Ø 97 x 315	0,157
06 222	4103810062223	33	6	305 x 305 x 135	1,1	Ø 90 x 281	0,151
06 223	4103810062230	33	6	335 x 260 x 210	1,21	Ø 100 x 313	0,17
06 225	4103810062254	33	6	335 x 310 x 205	1,41	Ø 110 x 341	0,2
06 232	4103810062322	31	6	305 x 305 x 135	1,09	Ø 90 x 281	0,149
06 233	4103810062339	31	6	335 x 260 x 210	1,21	Ø 100 x 313	0,17
06 235	4103810062353	31	6	335 x 310 x 205	1,44	Ø 110 x 341	0,2
06 242	4103810062421	31	6	305 x 305 x 135	1,1	Ø 90 x 281	0,15
06 243	4103810062438	31	6	335 x 260 x 210	1,21	Ø 100 x 313	0,17
06 245	4103810062452	31	6	335 x 310 x 205	1,41	Ø 110 x 341	0,2
06 266	4103810062667	39	6	310 x 310 x 135	0,87	Ø 100 x 290	0,11
06 266 820	4103810428067	39	6	310 x 310 x 135	0,87	Ø 100 x 290	0,112

ITEM NUMBERS-DIMENSIONS-WEIGHTS

Item-No.	EAN-Code	Page	VE	Dimemions VE Packing LBH (mm)	Weight VE (kg)	Dimesions Article LBH (mm)	Weight Article (kg)
06 267	4103810062674	38	6	310 x 310 x 135	0,87	Ø 100 x 290	0,11
06 267 820	4103810428074	38	6	310 x 310 x 135	0,87	Ø 100 x 290	0,12
06 267 956	4103810427503	38	6	310 x 310 x 135	0,87	Ø 100 x 290	0,11
06 766	4103810067662	27	6	335 x 230 x 120	0,52	Ø 70 x 310	0,057
06 863	4103810068638	24	10	290 x 120 x 60	0,28	40 x 20 x 130	0,02
06 864	4103810068645	25	10	235 x 105 x 200	0,49	Ø 45 x 160	0,04
06 865	4103810068652	25	10	330 x 220 x 170	0,68	Ø 60 x 185	0,05
06 866	4103810068669	25	10	330 x 215 x 160	0,83	Ø 70 x 230	0,07
06 902	4103810069024	42	1			260 x 125 x 300	0,42
06 905	4103810069055	42	1	200 x 200 x 520	1,8	200 x 200 x 520	1,46
06 910	4103810069109	42	1	220 x 220 x 570	2,14	220 x 220 x 570	1,68
06 911 001	4103810069116	36	1			230 x 110 x 290	0,42
06 911 015	4103810705298	36	1			230 x 120 x 325	0,45
06 912 001	4103810705304	36	1			230 x 110 x 290	0,42
06 912 015	4103810705342	36	1			230 x 120 x 325	0,45
06 913 001	4103810705311	36	1			230 x 110 x 290	0,42
06 913 015	4103810705359	36	1			230 x 120 x 325	0,45
06 914 001	4103810705328	36	1			230 x 110 x 290	0,42
06 914 015	4103810705366	36	1			230 x 120 x 325	0,45
06 915 001	4103810705335	36	1			230 x 110 x 290	0,42
06 915 015	4103810705373	36	1			230 x 120 x 325	0,45
06 931		43	1	120 x 45 x 190	0,07		0,07
06 932		43	1			Ø 25 x 110	0,011
06 933		43	1			260 x 70 x 320	0,192
06 934	4103810069345	43	1	120 x 45 x 190	0,06		0,06
06 935	4103810069352	43	1	120 x 30 x 190	0,05		0,055
06 936		43	1			130 x 75 x 395	0,301
06 937		43	1			83 x 40 x 28	0,022
06 938		43	1			90 x 105 x 35	0,018
06 939		43				610 x 140 x 30	0,122
06 960		43	1	120 x 45 x 190	0,04		0,039
06 961		43	1				0,14
07 060	4103810070600	66	12	320 x 110 x 320	0,48	111 x 75 x 120	0,03
07 061	4103810070617	66	12	400 x 120 x 140	0,8558	145 x 100 x 135	0,0628
07 062	4103810070624	66	6	300 x 160 x 140	0,71	180 x 125 x 170	0,1
07 063	4103810070631	66	6	370 x 180 x 160	1,18	210 x 150 x 215	0,174
07 064	4103810070648	66	6	400 x 210 x 180	1,64	235 x 170 x 240	0,2378
07 065	4103810070655	66	6	440 x 220 x 250	2,52	290 x 215 x 270	0,37

Item-No.	EAN-Code	Page	VE	Dimemsions VE Packing LBH (mm)	Weight VE (kg)	Dimesions Article LBH (mm)	Weight Article (kg)
07 071	4103810070716	67	1	210 x 150 x 245	0,37	210 x 150 x 245	0,36
07 341	4103810073410	70	5	370 x 260 x 160	1,11	170 x 70 x 230	0,18
07 342	4103810073427	70	5	510 x 290 x 165	1,6	190 x 90 x 270	0,26
07 343	4103810073434	70	5	350 x 350 x 260	2,14	210 x 115 x 320	0,35
07 500	4103810075001	68	1			160 x 70 x 190	0,063
07 501	4103810075018	68	1			190 x 85 x 235	0,1
07 502	4103810075025	68	1			230 x 105 x 290	0,18
07 503	4103810075032	68	1			265 x 130 x 335	0,22
07 505	4103810075056	68	1			300 x 135 x 380	0,36
07 520	4103810075209	68	6	370 x 255 x 170	0,78	160 x 70 x 190	0,084
07 521	4103810075216	68	6	335 x 315 x 210	0,97	190 x 85 x 235	0,12
07 522	4103810075223	68	6	460 x 310 x 270	1,47	230 x 105 x 290	0,195
07 523	4103810075230	68	6	510 x 410 x 325	2,58	265 x 130 x 335	0,31
07 525	4103810075254	68	6	725 x 410 x 285	3,3	300 x 135 x 380	0,44
07 600	4103810076008	68	1			160 x 70 x 190	0,078
07 601		68	1			190 x 85 x 235	0,12
07 602	4103810076022	68	1			230 x 105 x 290	0,215
07 603	4103810076039	68	1			265 x 130 x 335	0,275
07 605		68	1	320 x 150 x 390		300 x 135 x 380	0,382
07 620	4103810076206	68	6	370 x 255 x 170	0,84	160 x 70 x 190	0,1
07 621	4103810076213	68	6	335 x 315 x 210	1	190 x 85 x 235	0,127
07 622	4103810076220	68	6	460 x 310 x 270	1,56	230 x 105 x 290	0,2
07 623	4103810076237	68	6	510 x 410 x 325	2,76	265 x 130 x 335	0,35
07 625	4103810076251	68	6	725 x 410 x 285	3,33	300 x 135 x 380	0,41
07 642	4103810076428	70	6	350 x 350 x 260	2,42	320 x 90 x 370	0,34
07 643	4103810076435	70	6	500 x 280 x 240	3,04	330 x 115 x 410	0,429
07 805	4103810078057	71	1	180 x 180 x 420		300 x 170 x 400	0,606
07 810	4103810078101	71	1	180 x 180 x 420		390 x 220 x 475	0,903
08 041	4103810080418	73	5	500 x 300 x 340	3,4	300 x 170 x 225	0,58
08 042	4103810080425	73	2	350 x 350 x 260	1,87	300 x 170 x 310	0,745
08 043	4103810080432	73	2	500 x 370 x 260	2,6	350 x 230 x 350	1,1
08 052	4103810080524	74	2	350 x 350 x 260	1,97	300 x 170 x 310	0,78
08 053	4103810080531	74	2	500 x 370 x 260	2,76	350 x 230 x 350	1,16
08 054	4103810080548	74	1			350 x 230 x 500	1,43
08 062		72	1	510 x 280 x 230		330 x 190 x 435	1,8
08 063		72	1	510 x 280 x 230		360 x 240 x 520	2,43
08 069		72	1	510 x 280 x 230		470 x 300 x 630	3,9
09 096	4103810090967	92	12	225 x 175 x 185	2,65	Ø 53 x 170	0,209

ITEM NUMBERS-DIMENSIONS-WEIGHTS

Item-No.	EAN-Code	Page	VE	Dimemions VE Packing LBH (mm)	Weight VE (kg)	Dimesions Article LBH (mm)	Weight Article (kg)
09 096 924	4103810420962	92	12	225 x 175 x 185	2,65	Ø 53 x 170	0,209
09 096 936	4103810420979	92	12	225 x 175 x 185	2,65	Ø 53 x 170	0,209
09 102	4103810091025	92	12	280 x 217 x 215	4,9	Ø 66 x 200	0,39
09 104	4103810091049	92	12	280 x 217 x 215	4,9	Ø 66 x 200	0,395
09 106	4103810091063	92	12	225 x 175 x 185	2,8	Ø 53 x 170	0,23
09 108	4103810091087	92	12	280 x 217 x 215	4,61	Ø 69 x 200	0,371
09 110	4103810091100	92	12	280 x 217 x 215	4,72	Ø 69 x 200	0,38
09 112	4103810091124	92	12	225 x 175 x 185	2,91	Ø 53 x 170	0,232
09 114	4103810091148	92	12	280 x 217 x 215	4,7	Ø 69 x 200	0,38
09 116	4103810091162	92	12	280 x 217 x 215	4,8	Ø 69 x 200	0,386
09 118	4103810091186	92	12	225 x 175 x 185	2,47	Ø 53 x 170	0,197
09 120	4103810091209	92	12	280 x 217 x 215	4,88	Ø 66 x 200	0,394
09 122	4103810091223	92	12	280 x 217 x 215	5,98	Ø 66 x 200	0,484
09 124	4103810091247	92	12	280 x 217 x 215	4,18	Ø 69 x 200	0,333
09 126	4103810091261	92	12	280 x 217 x 255	5,82	Ø 66 x 240	0,468
09 128	4103810091285	92	12	280 x 217 x 215	5,13	Ø 66 x 200	0,409
09 540	4103810095405	93	10	145 x 145 x 200	1,18	70 x 25 x 190	0,1
09 540 033	4103810422317	93	10	145 x 145 x 200	1,18	70 x 25 x 190	0,1
09 540 336	4103810095405	93	10	145 x 145 x 200	1,18	70 x 25 x 190	0,1
10 062	4103810100628	96	25	290 x 150 x 130	1,7	50 x 25 x 120	0,05
10 097	4103810100970	93	10	145 x 145 x 200	1,18	70 x 25 x 160	0,1
10 098	4103810100987	95	10	145 x 155 x 200	0,9	70 x 25 x 160	0,075
10 099	4103810100994	95	10	145 x 155 x 200	0,9	70 x 25 x 160	0,075
10 167		97	1	290 x 150 x 130	1,7		1,7
10 189		97	1	290 x 150 x 130	0,9		0,9
10 550	4103810105500	93	10	145 x 145 x 200	1,18	70 x 25 x 190	0,1
10 551	4103810105517	93	10	145 x 145 x 200	1,18	70 x 25 x 190	0,1
10 560	4103810105609	94	10	145 x 145 x 200	1,18	70 x 25 x 190	0,1
10 560 336	4103810422348	94	10	145 x 145 x 200	1,18	70 x 25 x 190	0,1
10 562	4103810105623	93	10	145 x 145 x 200	1,18	70 x 25 x 190	0,1
10 564	4103810105647	94	10	145 x 145 x 200	1,18	70 x 25 x 190	0,1
10 564 033	4103810422355	94	10	145 x 145 x 200	1,18	70 x 25 x 190	0,109
10 565	4103810105654	94	10	145 x 145 x 200	1,18	70 x 25 x 190	0,1
10 566	4103810105661	94	10	145 x 145 x 200	1,18	70 x 25 x 190	0,1
10 571	4103810105715	93	10	145 x 145 x 200	1,18	70 x 25 x 190	0,1
10 571 932	4103810105715	93	10	145 x 145 x 200	1,18	70 x 25 x 190	0,1
10 573	4103810105739	93	10	145 x 145 x 200	1,18	70 x 25 x 190	0,1
10 573 336	4103810105739	93	10	145 x 145 x 200	1,18	70 x 25 x 190	0,1

Item-No.	EAN-Code	Page	VE	Dimemsioms VE Packing LBH (mm)	Weight VE (kg)	Dimesions Article LBH (mm)	Weight Article (kg)
10 574	4103810105746	93	10	145 x 145 x 200	1,18	70 x 25 x 190	0,1
10 588	4103810105883	95	10	145 x 145 x 200	0,9	70 x 25 x 190	0,08
10 588 033	4103810422478	95	10	145 x 145 x 200	0,9	70 x 25 x 190	0,074
10 588 932	4103810105883	95	10	145 x 145 x 200	0,9	70 x 25 x 190	0,074
10 589	4103810105890	95	10	145 x 145 x 200	0,9	70 x 25 x 190	0,08
10 589 033	4103810422508	95	10	145 x 145 x 200	0,9	70 x 25 x 190	0,074
10 589 336	4103810105890	95	10	145 x 145 x 200	0,9	70 x 25 x 190	0,08
10 589 932	4103810105890	95	10	145 x 145 x 200	0,9	70 x 25 x 190	0,074
10 589 940	4103810105890	95	10	145 x 145 x 200	0,9	70 x 25 x 190	0,08
10 593	4103810105937	93	10	145 x 145 x 200	1,18	70 x 25 x 190	0,1
10 595	4103810105951	93	10	145 x 145 x 200	1,18	70 x 25 x 190	0,1
10 595 940	4103810105951	93	10	145 x 145 x 200	1,18	70 x 25 x 190	0,1
10 596	4103810105968	93	10	145 x 145 x 200	1,18	70 x 25 x 190	0,1
10 596 336	4103810105968	93	10	145 x 145 x 200	1,18	70 x 25 x 190	0,1
10 597	4103810105975	93	10	145 x 145 x 200	1,18	70 x 25 x 190	0,1
10 597 033	4103810105975	93	10	145 x 145 x 200	1,18	70 x 25 x 190	0,111
10 597 336	4103810105975	93	10	145 x 145 x 200	1,18	70 x 25 x 190	0,1
10 597 932	4103810105975	93	10	145 x 145 x 200	1,18	70 x 25 x 190	0,111
10 597 940	4103810105975	93	10	145 x 145 x 200	1,18	70 x 25 x 190	0,1
10 600 390		114	1		0,072	145 x 30 x 180	
10 600 391		114	1		0,072	145 x 30 x 180	
10 600 392		114	1		0,072	145 x 30 x 180	
10 600 393		114	1		0,072	145 x 30 x 180	
10 600 394		114	1		0,072	145 x 30 x 180	
10 600 395		114	1		0,072	145 x 30 x 180	
10 600 396		114	1		0,072	145 x 30 x 180	
10 600 397		114	1		0,072	145 x 30 x 180	
10 830	4103810108303	98	10	330 x 215 x 170	2,95	230 x 25 x 240	0,295
12 002	4103810120022	203,215	1			Ø 12 x 8	0,003
12 003	4103810120039	203,215	1			Ø 12 x 15	0,005
12 006	4103810120060	201	1			Ø 18 x 31	0,034
12 006 125		201	1			Ø 18 x 41	0,046
12 010 401		200	1			54 x 23 x 22	0,075
12 013		201	1			Ø 20 x 41	0,05
12 016		205	1			Ø 15 x 23	0,014
12 023		201	1			Ø 20 x 41	0,05
12 035		204	1			29 x 15 x 15	0,033
12 035 805		204	1			29 x 15 x 15	0,033

ITEM NUMBERS-DIMENSIONS-WEIGHTS

Item-No.	EAN-Code	Page	VE	Dimemions VE Packing LBH (mm)	Weight VE (kg)	Dimesions Article LBH (mm)	Weight Article (kg)
12 042		202	1			Ø 18 x 184	0,072
12 043		202	1			Ø 18 x 188	0,071
12 044		202	1			202 x 23 x 20	0,16
12 048		202	1			Ø 18 x 360	0,132
12 049		202	1			Ø 18 x 560	0,149
12 054		202	1			203 x 35 x 30	0,226
12 055		202	1			205 x 20 x 26	0,117
12 056		202	1			Ø 18 x 210	0,095
12 057		202	1			210 x 30 x 60	0,226
12 060		200	1			32 x 20 x 26	0,062
12 060 125		200	1			32 x 20 x 26	0,061
12 061		200	1			35 x 25 x 17	0,045
12 061 125		200	1			35 x 25 x 17	0,045
12 062	4103810120626	200	1			30 x 22 x 20	0,046
12 062 125		200	1			30 x 22 x 20	0,044
12 063		200	1			31 x 27 x 20	0,053
12 063 125		200	1			31 x 27 x 20	0,051
12 071		215	1			Ø 12 x 14	0,06
12 072		203	1			Ø 12 x 8	0,003
12 073		203	1			Ø 12 x 14	0,003
12 086		205	1			Ø 15 x 23	0,012
12 091		190	1			Ø 64 x 33,6	0,14
12 094		190	1			Ø 52,4 x 16,5	0,03
12 110	4103810121104	105,204	10	400 x 140 x 75	1,24	410 x 70 x 16	0,11
12 111	4103810121111	105,204	10	400 x 140 x 75	1,24	410 x 70 x 16	0,124
12 112	4103810121128	99,214	10	280 x 120 x 55	1,5		0,14
12 150	4103810121500	104,203	10	280 x 120 x 55	0,37	150 x 70 x 13	0,03
12 151	4103810121517	104,203	10	280 x 120 x 55	0,37	150 x 70 x 13	0,03
12 152	4103810121524	104,203	10	280 x 120 x 55	0,42	150 x 70 x 15	0,036
12 153	4103810121531	104,203	10	280 x 120 x 55	0,42	150 x 70 x 15	0,036
12 156	4103810121562	104,203	10	280 x 120 x 55	0,42	150 x 70 x 15	0,036
12 157	4103810121579	104,203	10	280 x 120 x 55	0,42	150 x 70 x 15	0,036
12 226	4103810122262	174	1	285 x 120 x 55	0,66	275 x 145 x 55	0,61
12 250	4103810122507	173	1	400 x 140 x 75	1,31	405 x 400 x 66	1,2
12 250 950	4103810423246	173	1	400 x 140 x 75	1,4	405 x 400 x 66	1,2
12 254	4103810122545	173	1	400 x 140 x 75	1,43	405 x 400 x 66	1,32
12 270	4103810122705	173	1	400 x 140 x 75	1,3	405 x 400 x 66	1,2
12 274	4103810122743	173	1	400 x 140 x 75	1,434	405 x 400 x 66	1,32

Item-No.	EAN-Code	Page	VE	Dimemsions VE Packing LBH (mm)	Weight VE (kg)	Dimesions Article LBH (mm)	Weight Article (kg)
12 276	4103810122767	174	1	285 x 120 x 55	0,65	275 x 145 x 55	0,59
12 282	4103810122828	187	1	530 x 170 x 80	1,8	470 x 240 x 66	1,33
12 282 125	4103810429033	187	1	530 x 170 x 80	1,66	470 x 240 x 66	1,51
12 305	4103810123054	121	1				
12 310	4103810123108	191,193	1	160 x 320 x 0,09	0,16	Ø 67 x 47	0,15
12 312	4103810123122	191	1	65 x 42 x 45	0,15	Ø 30 x 30	0,05
12 321		213	1			Ø 40 x 210	0,07
12 322	4103810123221	213	1			Ø 50 x 210	0,09
12 331		213	1			Ø 40 x 210	0,07
12 332		213	1			Ø 50 x 210	0,09
12 362	4103810123627	212	1	160 x 47 x 47	0,32	Ø 43 x 148	0,28
12 363	4103810123634	212	1	220 x 48 x 48	0,44	Ø 42 x 210	0,42
12 365	4103810123658	212	1	265 x 55 x 55	0,65	Ø 53 x 255	0,62
12 435		199,224	1			Ø 10 x 150	0,03
12 475		199	1			Ø 10 x 150	0,025
12 501	4103810125010	208	1			Ø 148 x 102	1,053
12 507	4103810125072	208	20	285 x 250 x 230	9,2	Ø 52 x 240	0,46
12 511	4103810125065	121,208	20	285 x 250 x 230	9,2	Ø 52 x 240	0,46
12 514	4103810125140	121	24	285 x 250 x 230	9,2	Ø 52 x 240	
12 516	4103810125164	208	20	285 x 250 x 230	9,2	Ø 52 x 240	0,46
12 518	4103810125188	208	20	285 x 250 x 230	9,2	Ø 52 x 240	0,46
12 519	4103810125195	190	1			Ø 52 x 240	0,034
12 524	4103810125249	191,208	30			Ø 52,4 x 16,5	0,6
12 602	4103810126024	194	1	390 x 125 x 66	1,35		1,23
12 626		203	1	160 x 100 x 65	0,026	Ø 13 x 42	0,026
12 630	4103810126307	153	10	400 x 360 x 145	13,1	395 x 120 x 66	1,27
12 630 125	4103810127304	153	10	400 x 360 x 145	13,2	395 x 120 x 66	1,32
12 630 950	4103810421303	153	10	400 x 360 x 145	13,2	395 x 120 x 66	1,32
12 631	4103810126314	203	1			Ø 15 x 37	0,033
12 631 252	4103810429989	203	1	45 x 60 x 15	0,039	Ø 15 x 37	0,032
12 632	4103810126321	153	10	400 x 360 x 145	13,2	395 x 120 x 66	1,25
12 632 125	4103810127328	153	10	400 x 360 x 145	13,2	395 x 120 x 66	1,25
12 633	4103810126338	153	1	400 x 140 x 75	1,35		1,25
12 633 125	4103810423376	153	1	400 x 140 x 75	1,35		1,25
12 633 950	4103810427138	153	1	400 x 140 x 75	1,37		1,27
12 634	4103810126345	153	1	400 x 140 x 75	1,38		1,28
12 634 125	4103810423383	153	1	400 x 140 x 75	1,35		1,28
12 634 950	4103810421327	153	1	400 x 140 x 75	1,38		1,28

ITEM NUMBERS-DIMENSIONS-WEIGHTS

Item-No.	EAN-Code	Page	VE	Dimemions VE Packing LBH (mm)	Weight VE (kg)	Dimesions Article LBH (mm)	Weight Article (kg)
12 635	4103810126352	199,224	1			Ø 10 x 150	0,037
12 635 810	4103810420269	199	1			Ø 10 x 150	0,065
12 635 814		199	1			Ø 10 x 150	0,036
12 635 816		199	1			Ø 10 x 150	0,037
12 636	4103810126369	157	1	400 x 140 x 75	1,36	390 x 120 x 66	1,25
12 636 100	4103810129803	157	1	400 x 140 x 75	1,4	390 x 120 x 66	1,25
12 636 101	4103810129810	157	1	400 x 140 x 75	1,43	390 x 120 x 66	1,36
12 636 102	4103810129827	157	1	400 x 140 x 75	1,4	390 x 120 x 66	1,25
12 636 103	4103810129834	157	1	400 x 140 x 75	1,45	390 x 120 x 66	1,36
12 636 125	4103810423406	157	1	400 x 140 x 75	1,36	390 x 120 x 66	1,25
12 637	4103810126376	157	1	400 x 140 x 75	1,37	390 x 120 x 66	1,26
12 637 101	4103810423239	157	1	400 x 140 x 75	1,43	390 x 120 x 66	1,26
12 638	4103810126383	153	10	400 x 360 x 145	12,5	395 x 120 x 66	1,2
12 638 125	4103810427091	153	10	400 x 360 x 145	12,6	395 x 120 x 66	1,26
12 638 778	4103810423222	161	1	400 x 140 x 75	1,6	380 x 130 x 66	1,48
12 638 780		161	1	400 x 140 x 75	1,45	380 x 130 x 66	1,45
12 638 782	4103810429873	155	1	400 x 140 x 75	1,34	380 x 130 x 66	1,34
12 638 799	4103810423420	161	1	400 x 140 x 75	1,49	380 x 130 x 66	1,38
12 642		203	1			Ø 15 x 40	0,036
12 643	4103810126437	203	1			Ø 15 x 37	0,03
12 655	4103810126550	196	1			Ø 15 x 300	0,076
12 655 105		196	50			Ø 15 x 300	0,076
12 655 809		197	1			Ø 15 x 330	0,1
12 655 810	4103810420290	197	1			Ø 15 x 330	0,11
12 655 818	4103810420306	197	1	330 x 20 x 20		325 x 20 x 23	0,11
12 655 819		197	1			325 x 20 x 23	0,23
12 655 828	4103810700323	196	1			Ø 15 x 300	0,08
12 655 829	4103810700330	196	50			Ø 15 x 300	0,08
12 656		196	1			Ø 11 x 300	0,033
12 656 810	4103810426506	197	1	340 x 20 x 20		Ø 15 x 330	0,064
12 665	4103810126659	196	1			Ø 15 x 500	0,084
12 665 809	4103810421846	197	1			Ø 15 x 530	0,15
12 665 810		197	1			Ø 15 x 530	0,127
12 665 818		197	1			520 x 20 x 23	0,13
12 665 819		197	1			520 x 30 x 35	0,24
12 665 828	4103810700354	196	1			Ø 15 x 500	0,088
12 666	4103810126666	196	1			Ø 11 x 500	0,042
12 666 810		197	1	340 x 20 x 20		Ø 11 x 530	0,073

Item-No.	EAN-Code	Page	VE	Dimemsioms VE Packing LBH (mm)	Weight VE (kg)	Dimesions Article LBH (mm)	Weight Article (kg)
12 667		235	1		0,83	Ø 11 x 1500	0,83
12 669		207	1			Ø 13 x 27	0,017
12 670	4103810126703	207	1			20	0,006
12 675	4103810126758	159	1	400 x 140 x 75	1,64	380 x 130 x 66	1,48
12 675 125	4103810429330	159	1	400 x 140 x 75	1,64	380 x 130 x 66	1,48
12 676	4103810126765	163	1	400 x 170 x 75	1,67		1,57
12 676 040	4103810427749	163	1	400 x 165 x 75	1,67		1,54
12 676 302	4103810429309	163	1	400 x 170 x 75	1,6		1,5
12 678	4103810126789	163	1	530 x 170 x 75	1,65		1,65
12 678 302	4103810422935	163	1	530 x 170 x 75	1,92		1,76
12 679	4103810126796	159	1	400 x 140 x 75	1,68	380 x 130 x 66	1,48
12 684 782	4103810423321	155	1	400 x 140 x 75	1,16		1,16
12 685 780		161	1	510 x 125 x 70	1,84	510 x 125 x 70	1,84
12 685 782		155	1	510 x 125 x 70	1,56		1,56
12 686 780	4103810423345	161	1	610 x 160 x 60	1,77	610 x 160 x 60	1,77
12 686 782	4103810423352	155	1	600 x 125 x 70	1,7		1,67
12 688		195	1	540 x 125 x 70	1,2		1,2
12 695	4103810126956	159	1	400 x 140 x 75	1,6	380 x 130 x 66	1,48
12 695 125	4103810421334	159	1	400 x 140 x 75	1,6	380 x 130 x 66	1,48
12 698	4103810126987	159	1	400 x 140 x 75	1,59	380 x 130 x 66	1,48
12 698 125	4103810429880	159	1	400 x 140 x 75	1,596	380 x 130 x 66	1,486
12 699		207	1			66 x 40 x 50	0,123
12 704	4103810127045	102,157	5	395 x 260 x 125	7,1	390 x 120 x 66	1,38
12 710	4103810127106	101,153	5	400 x 265 x 135	6,6		1,28
12 711	4103810127113	101,153	5	400 x 265 x 135	7		1,28
12 712	4103810127120	101,153	5	400 x 265 x 135	7		1,28
12 716 125	4103810427169	101,153	5	400 x 265 x 135	7		1,28
12 726		203	1			Ø 13 x 42	0,025
12 731		203,232	1			Ø 15 x 37	0,033
12 733 804	4103810427206	153	1	400 x 140 x 75	1,38		1,28
12 734 804	4103810427213	153	1	400 x 140 x 75	1,38		1,28
12 735		199,232	1			Ø 10 x 150	0,037
12 735 810		199	1			Ø 10 x 150	0,063
12 735 814		199	1			Ø 10 x 150	0,036
12 735 816		199	1			Ø 10 x 150	0,037
12 736 128	4103810423390	157	1	400 x 140 x 75	1,55	390 x 120 x 66	1,43
12 743		203	1			Ø 15 x 37	0,03
12 751	4103810127519	196	1			Ø 15 x 230	0,06

ITEM NUMBERS-DIMENSIONS-WEIGHTS

Item-No.	EAN-Code	Page	VE	Dimemions VE Packing LBH (mm)	Weight VE (kg)	Dimesions Article LBH (mm)	Weight Article (kg)
12 751 123		196	1			Ø 15 x 230	0,06
12 751 828	4103810700309	196	1			Ø 15 x 230	0,064
12 751 829	4103810700316	196	1			Ø 15 x 230	0,064
12 753		196	1			Ø 11 x 230	0,023
12 755	4103810127557	196	1			Ø 15 x 300	0,066
12 755 809		197	1			Ø 15 x 330	0,1
12 755 810		197	1			Ø 15 x 330	0,11
12 755 818		197	1	325 x 20 x 23			0,11
12 755 819		197	1	335 x 30 x 35			0,24
12 755 828	4103810700347	196	1			Ø 15 x 300	0,07
12 756		196	1			Ø 11 x 300	0,033
12 756 810		197	1			Ø 15 x 330	0,064
12 757	4103810127571	103,198	10	400 x 140 x 75	0,52	380 x 50 x 9	0,052
12 758	4103810127588	103,198	10	400 x 140 x 75	0,8	380 x 50 x 9	0,08
12 759	4103810127595	103,198	10	580 x 85 x 100	0,61	570 x 50 x 9	0,061
12 760	4103810127601	103,198	10	400 x 140 x 75	1,2	380 x 50 x 16	0,12
12 761	4103810127618	103,198	10	580 x 85 x 100	1,08	570 x 50 x 16	0,108
12 761 828	4103810700439	103,198	10	580 x 85 x 100	1,08	570 x 50 x 16	0,108
12 765	4103810127656	196	1			Ø 15 x 500	0,085
12 765 601		232	1			Ø 17 x 1500	0,172
12 765 809		197	1			Ø 15 x 530	0,15
12 765 810		197	1			Ø 15 x 530	0,127
12 765 818		197	1	520 x 20 x 23			0,13
12 765 819		197	1	530 x 30 x 35			0,25
12 765 828	4103810700361	196	1			Ø 15 x 500	0,089
12 766		196	1			Ø 11 x 500	0,042
12 766 810		197	1			Ø 11 x 530	0,073
12 826	4103810128264	185	1	530 x 170 x 75	1,73		1,567
12 826 125	4103810429057	185	1	530 x 170 x 75	1,8		1,8
12 845	4103810128455	175,191	1	235 x 175 x 75	0,94	230 x 66 x 180	0,77
12 850	4103810128509	176,191	1	360 x 200 x 42	1,25	350 x 195 x 30	1,1
12 851	4103810128516	176,191	1	360 x 200 x 42	1,35	350 x 195 x 30	1,17
12 855	4103810128554	103,198	10	400 x 140 x 75	0,84	380 x 50 x 16	0,084
12 855 828	4103810700408	103,198	10	400 x 140 x 75	0,84	380 x 50 x 16	0,084
12 857	4103810128578	103,198	10	400 x 140 x 75	0,52	380 x 50 x 9	0,052
12 858	4103810128585	103,198	10	400 x 140 x 75	0,8	380 x 50 x 9	0,08
12 859	4103810128592	103,198	10	580 x 85 x 100	0,61	570 x 50 x 9	0,061
12 860	4103810128608	103,198	10	400 x 140 x 75	1,2	380 x 50 x 16	0,12

Item-No.	EAN-Code	Page	VE	Dimemsions VE Packing LBH (mm)	Weight VE (kg)	Dimesions Article LBH (mm)	Weight Article (kg)
12 861	4103810128615	103,198	10	580 x 85 x 100	1,08	570 x 50 x 16	0,108
12 861 828	4103810700422	103,198	10	580 x 85 x 100	1,08	570 x 50 x 16	0,108
12 875	4103810128752	103,198	10	400 x 140 x 75	0,84	380 x 50 x 16	0,084
12 875 828	4103810700415	103,198	10	400 x 140 x 75	0,84	380 x 50 x 16	0,084
12 880	4103810128806	196	1			Ø 15 x 600	0,092
12 880 828	4103810700378	196	1			Ø 15 x 600	0,096
12 882	4103810128820	196	1			Ø 15 x 800	0,11
12 882 828	4103810700385	196	1			Ø 15 x 800	0,114
12 884	4103810128844	196	1			Ø 15 x 1000	0,126
12 884 828	4103810700392	196	1			Ø 15 x 1000	0,13
12 890	4103810128905	220	1			1000	0,05
12 891	4103810128912	220	1			1000	0,06
12 902	4103810129025	222	1	365 x 80 x 80	0,75		0,66
12 907	4103810129070	222	1	365 x 80 x 80	0,92		0,84
12 908	4103810129087	222	1	595 x 90 x 100	1,2		1,09
12 910	4103810129100	222	1	365 x 80 x 80	0,9		0,9
12 910 952	4103810423468	222	1	365 x 80 x 80	1,1		1
12 912	4103810129124	100,222	5	395 x 260 x 125	3,7		0,69
12 917	4103810129179	100,222	5	395 x 260 x 125	4,5		0,85
12 931	4103810129315	221	1	590 x 90 x 100	1,17		1,03
12 932	4103810129322	221	1	590 x 90 x 100	1,4		1,3
12 935	4103810129353	222	1	430 x 145 x 55,5	0,63	Ø 55 x 335	0,62
12 936	4103810129360	222	1	540 x 160 x 67,5	0,97	Ø 67 x 458	0,96
12 937	4103810129377	222	1	330 x 100 x 90	0,65		0,53
12 938	4103810129384	222	1	530 x 100 x 90	0,84		0,69
12 940		223	1	390 x 100 x 65	0,78		0,67
12 942		224	1			Ø 10 x 220	0,046
12 944		224	1			Ø 13 x 270	0,118
12 951		224	1			Ø 13 x 350	0,036
12 954		224	1			Ø 13 x 470	0,053
12 955	4103810129551	224	1	90 x 70 x 40	0,09	Ø 56	0,09
12 962	4103810129629	218	1	590 x 90 x 97	0,66	95 x 65 x 335	0,52
12 963	4103810129636	218	1	590 x 90 x 97	0,75	95 x 65 x 435	0,61
12 964	4103810129643	218	1	590 x 90 x 97	1,056	95 x 65 x 540	0,9156
12 972	4103810129728	219	1	590 x 90 x 97	0,8206	95 x 65 x 335	0,669
12 973	4103810129735	219	1	590 x 90 x 97	0,72	95 x 65 x 435	0,58
12 974	4103810129742	219	1	590 x 90 x 97	0,79	95 x 65 x 540	0,65
12 980	4103810420009	218	1	590 x 90 x 97	0,69	95 x 65 x 350	0,55

N

ITEM NUMBERS-DIMENSIONS-WEIGHTS

Item-No.	EAN-Code	Page	VE	Dimemions VE Packing LBH (mm)	Weight VE (kg)	Dimesions Article LBH (mm)	Weight Article (kg)
12 981	4103810420016	218	1	590 x 90 x 97	0,79	95 x 65 x 450	0,65
12 985	4103810420023	219	1	590 x 90 x 97	0,88	95 x 65 x 350	0,74
12 986	4103810129865	219	1	590 x 90 x 97	0,8	95 x 65 x 450	0,6
12 990	4103810129902	220	1			Ø 10 x 150	0,03
12 991	4103810129919	220	1			Ø 10 x 300	0,06
12 992	4103810129926	220	1			Ø 12 x 150	0,04
12 993	4103810129933	220	1			Ø 12 x 300	0,06
12 995	4103810129957	220	1			Ø 12 x 350	0,1
12 996	4103810129964	220	1			Ø 12 x 600	0,15
12 997	4103810129971	220	1			Ø 12 x 600	0,13
12 998	4103810129988	220	1			Ø 16 x 600	0,11
13 003	4103810130038	288	1	365 x 150 x 90	0,94	300 x 90 x 1385	0,83
13 003 001	4103810421013	288	1	365 x 150 x 90	1,05	300 x 90 x 1385	0,92
13 004	4103810130045	289	1	230 x 150 x 395	0,76	260 x 125 x 1330	0,6
13 004 950	4103810704840	289	1	365 x 350 x 315	2,46	260 x 125 x 1330	2,3
13 005	4103810130052	291	1	1100 x 75 x 75	1,9		1,6
13 009 950	4103810420573	293	1	760 x 140 x 90	0,46	750 x 130 x 80	0,29
13 009 954	4103810429156	292	1	150 x 75 x 1100	0,67	150 x 75 x 1100	0,57
13 009 956	4103810429163	292	1	625 x 100 x 100	0,8	625 x 100 x 100	0,6
13 010	4103810130106	276	1	1100 x 85 x 85	1,38		1,38
13 012	4103810130120	274	1	800 x 90 x 90	1,9		1,73
13 012 952	4103810429170	274	1	800 x 90 x 90	2,6		2,22
13 012 954	4103810421020	274	1	800 x 90 x 90	1,98		1,79
13 015	4103810130151	275	1	1100 x 85 x 85	1,8		1,8
13 016	4103810130168	275	1	1100 x 85 x 85	2,2	1200 x 400 x 60	1,9
13 017	4103810130175	275	1	1100 x 85 x 85	2,1		1,85
13 020	4103810130205	282	1	590 x 100 x 90	1,1		0,96
13 028	4103810130281	282	1	590 x 100 x 90	1,152		1,0116
13 030	4103810130304	282	1	590 x 100 x 90	1,4		1,2
13 041	4103810130410	283	1	820 x 155 x 115	3,92		2,7
13 042	4103810130427	283	1	820 x 155 x 115	2,8		2,8
13 055	4103810130557	284	1	350 x 160 x 120	5,2		4,9
13 056	4103810130564	284	1	380 x 360 x 270	6,8		6,2
13 064	4103810130649	285	1	395 x 150 x 140	2		1,49
13 064 001	4103810421044	286	1	395 x 150 x 1450	3	250 x 220 x 1325	2,46
13 065	4103810130656	287	1	360 x 180 x 165	1,37	250 x 220 x 1325	1,12
13 070		274, 278, 279, 280, 298	1			500 x 430 x 30	0,7

Item-No.	EAN-Code	Page	VE	Dimemsioms VE Packing LBH (mm)	Weight VE (kg)	Dimesions Article LBH (mm)	Weight Article (kg)
13 075	4103810130755	284,296	1	390 x 360 x 150	1,45	390 x 360 x 150	1,04
13 080		297	1			Ø 66 x 36	0,165
13 080 390		298	1			70 x 70 x 44	0,06
13 081		284	1			Ø 60 x 40	0,27
13 083		298	1			70 x 70 x 44	0,06
13 088		297	1			80 x 35 x 60	0,024
13 088 950		297	1			80 x 60 x 60	0,05
13 089		283,298	1			200 x 50 x 30	0,07
13 090	4103810130908	297	1			70 x 38 x 80	0,2
13 091		283,298	1			Ø 30 x 480	1,02
13 095		284	1	330 x 40 x 40		Ø 32 x 980	1,025
13 096		278, 281, 296	1			260 x 120 x 25	0,31
13 099		276,296	1	55 x 40 x 20		55 x 40 x 20	0,14
13 253		294	1	250 x 190 x 220	5,5	310 x 150 x 170	5
13 253 950		294	1			1600 x 150 x 170	8
13 256		294	1	260 x 200 x 200	6,67	310 x 190 x 190	6,16
13 256 950		294	1	380 x 360 x 270	10,52	1600 x 190 x 190	9,98
13 259		294	1	320 x 230 x 230	9,9512	380 x 200 x 200	8,1764
13 259 950	4103810420597	294	1			1600 x 200 x 200	12,5
13 262		294	1			380 x 240 x 240	11,2
13 262 950		294	1			1700 x 240 x 240	12,5
14 100 111	4103810702013	128	1	395 x 150 x 70	1,43	395 x 140 x 66	1,28
14 100 112	4103810702020	131	1	395 x 150 x 70	1,43	395 x 140 x 66	1,27
14 100 121	4103810702037	128	1	395 x 150 x 70	1,43	395 x 140 x 66	1,28
14 100 122	4103810702044	131	1	395 x 150 x 70	1,43	395 x 140 x 66	1,27
14 100 131	4103810702051	128	1	395 x 150 x 70	1,43	395 x 140 x 66	1,28
14 100 132	4103810702068	131	1	395 x 150 x 70	1,43	395 x 140 x 66	1,27
14 100 141	4103810702075	128	1	395 x 150 x 70	1,43	395 x 140 x 66	1,28
14 100 142	4103810702082	131	1	395 x 150 x 70	1,43	395 x 140 x 66	1,27
14 100 151	4103810702099	128	1	395 x 150 x 70	1,43	395 x 140 x 66	1,28
14 100 152	4103810702105	131	1	395 x 150 x 70	1,43	395 x 140 x 66	1,27
14 100 161	4103810702112	128	1	395 x 150 x 70	1,43	395 x 140 x 66	1,28
14 100 162	4103810702129	131	1	395 x 150 x 70	1,43	395 x 140 x 66	1,27
14 100 211	4103810702136	129	1	395 x 150 x 70	1,43	395 x 140 x 66	1,28
14 100 212	4103810702143	132	1	395 x 150 x 70	1,43	395 x 140 x 66	1,27
14 100 221	4103810702150	129	1	395 x 150 x 70	1,43	395 x 140 x 66	1,28
14 100 222	4103810702167	132	1	395 x 150 x 70	1,43	395 x 140 x 66	1,27
14 100 231	4103810702174	129	1	395 x 150 x 70	1,43	395 x 140 x 66	1,28

ITEM NUMBERS-DIMENSIONS-WEIGHTS

Item-No.	EAN-Code	Page	VE	Dimemions VE Packing LBH (mm)	Weight VE (kg)	Dimesions Article LBH (mm)	Weight Article (kg)
14 100 232	4103810702181	132	1	395 x 150 x 70	1,43	395 x 140 x 66	1,27
14 100 241	4103810702198	129	1	395 x 150 x 70	1,43	395 x 140 x 66	1,28
14 100 242	4103810702204	132	1	395 x 150 x 70	1,43	395 x 140 x 66	1,27
14 100 251	4103810702211	129	1	395 x 150 x 70	1,43	395 x 140 x 66	1,28
14 100 252	4103810702228	132	1	395 x 150 x 70	1,43	395 x 140 x 66	1,28
14 100 261	4103810702235	129	1	395 x 150 x 70	1,43	395 x 140 x 66	1,28
14 100 262	4103810702242	132	1	395 x 150 x 70	1,43	395 x 140 x 66	1,28
14 101 111	4103810702259	128	1	395 x 150 x 70	1,53	395 x 140 x 66	1,39
14 101 121	4103810702266	128	1	395 x 150 x 70	1,53	395 x 140 x 66	1,38
14 101 131	4103810702273	128	1	395 x 150 x 70	1,53	395 x 140 x 66	1,38
14 101 141	4103810702280	128	1	395 x 150 x 70	1,53	395 x 140 x 66	1,38
14 101 151	4103810702297	128	1	395 x 150 x 70	1,53	395 x 140 x 66	1,38
14 101 161	4103810702303	128	1	395 x 150 x 70	1,53	395 x 140 x 66	1,38
14 101 211	4103810702310	129	1	395 x 150 x 70	1,53	395 x 140 x 66	1,38
14 101 221	4103810702327	129	1	395 x 150 x 70	1,53	395 x 140 x 66	1,38
14 101 231	4103810702334	129	1	395 x 150 x 70	1,53	395 x 140 x 66	1,38
14 101 241	4103810702341	129	1	395 x 150 x 70	1,53	395 x 140 x 66	1,38
14 101 251	4103810702358	129	1	395 x 150 x 70	1,53	395 x 140 x 66	1,38
14 101 261	4103810702365	129	1	395 x 150 x 70	1,53	395 x 140 x 66	1,38
14 102 112	4103810702372	131	1	395 x 150 x 70	1,53	395 x 140 x 66	1,38
14 102 122	4103810702389	131	1	395 x 150 x 70	1,53	395 x 140 x 66	1,38
14 102 132	4103810702396	131	1	395 x 150 x 70	1,53	395 x 140 x 66	1,38
14 102 142	4103810702402	131	1	395 x 150 x 70	1,53	395 x 140 x 66	1,38
14 102 152	4103810702419	131	1	395 x 150 x 70	1,53	395 x 140 x 66	1,38
14 102 162	4103810702426	131	1	395 x 150 x 70	1,53	395 x 140 x 66	1,38
14 102 212	4103810702433	132	1	395 x 150 x 70	1,53	395 x 140 x 66	1,38
14 102 222	4103810702440	132	1	395 x 150 x 70	1,53	395 x 140 x 66	1,38
14 102 232	4103810702457	132	1	395 x 150 x 70	1,53	395 x 140 x 66	1,38
14 102 242	4103810702464	132	1	395 x 150 x 70	1,53	395 x 140 x 66	1,38
14 102 252	4103810702471	132	1	395 x 150 x 70	1,53	395 x 140 x 66	1,38
14 102 262	4103810702488	132	1	395 x 150 x 70	1,53	395 x 140 x 66	1,38
14 111 111	4103810702495	128	1	395 x 150 x 70	1,49	395 x 140 x 66	1,34
14 111 121	4103810702501	128	1	395 x 150 x 70	1,49	395 x 140 x 66	1,34
14 111 131	4103810702518	128	1	395 x 150 x 70	1,49	395 x 140 x 66	1,34
14 111 141	4103810702525	128	1	395 x 150 x 70	1,49	395 x 140 x 66	1,34
14 111 151	4103810702532	128	1	395 x 150 x 70	1,49	395 x 140 x 66	1,34
14 111 161	4103810702549	128	1	395 x 150 x 70	1,49	395 x 140 x 66	1,34
14 111 211	4103810702556	129	1	395 x 150 x 70	1,49	395 x 140 x 66	1,34

Item-No.	EAN-Code	Page	VE	Dimemsions VE Packing LBH (mm)	Weight VE (kg)	Dimesions Article LBH (mm)	Weight Article (kg)
14 111 221	4103810702563	129	1	395 x 150 x 70	1,49	395 x 140 x 66	1,34
14 111 231	4103810702570	129	1	395 x 150 x 70	1,49	395 x 140 x 66	1,34
14 111 241	4103810702587	129	1	395 x 150 x 70	1,49	395 x 140 x 66	1,34
14 111 251	4103810702594	129	1	395 x 150 x 70	1,49	395 x 140 x 66	1,34
14 111 261	4103810702600	129	1	395 x 150 x 70	1,49	395 x 140 x 66	1,34
14 112 112	4103810702617	131	1	395 x 150 x 70	1,49	395 x 140 x 66	1,34
14 112 122	4103810702624	131	1	395 x 150 x 70	1,49	395 x 140 x 66	1,34
14 112 132	4103810702631	131	1	395 x 150 x 70	1,49	395 x 140 x 66	1,34
14 112 142	4103810702648	131	1	395 x 150 x 70	1,49	395 x 140 x 66	1,34
14 112 152	4103810702655	131	1	395 x 150 x 70	1,49	395 x 140 x 66	1,34
14 112 162	4103810702662	131	1	395 x 150 x 70	1,49	395 x 140 x 66	1,34
14 112 212	4103810702679	132	1	395 x 150 x 70	1,49	395 x 140 x 66	1,34
14 112 222	4103810702686	132	1	395 x 150 x 70	1,49	395 x 140 x 66	1,34
14 112 232	4103810702693	132	1	395 x 150 x 70	1,49	395 x 140 x 66	1,34
14 112 242	4103810702709	132	1	395 x 150 x 70	1,49	395 x 140 x 66	1,34
14 112 252	4103810702716	132	1	395 x 150 x 70	1,49	395 x 140 x 66	1,34
14 112 262	4103810702723	132	1	395 x 150 x 70	1,49	395 x 140 x 66	1,34
14 133 231	4103810703867	129	1	395 x 150 x 70	1,49	395 x 140 x 66	1,39
14 133 241	4103810703874	129	1	395 x 150 x 70	1,49	395 x 140 x 66	1,39
14 170 211	4103810705021	130	1	395 x 150 x 70	1,49	395 x 140 x 66	1,28
14 170 221	4103810705038	130	1	395 x 150 x 70	1,49	395 x 140 x 66	1,28
14 170 231	4103810705045	130	1	395 x 150 x 70	1,49	395 x 140 x 66	1,28
14 170 241	4103810705052	130	1	395 x 150 x 70	1,49	395 x 140 x 66	1,28
14 170 251	4103810705069	130	1	395 x 150 x 70	1,49	395 x 140 x 66	1,28
14 170 261	4103810705076	130	1	395 x 150 x 70	1,49	395 x 140 x 66	1,28
14 171 211	4103810705083	130	1	395 x 150 x 70	1,49	395 x 140 x 66	1,38
14 171 221	4103810705090	130	1	395 x 150 x 70	1,49	395 x 140 x 66	1,38
14 171 231	4103810705106	130	1	395 x 150 x 70	1,49	395 x 140 x 66	1,38
14 171 241	4103810705113	130	1	395 x 150 x 70	1,49	395 x 140 x 66	1,38
14 171 251	4103810705120	130	1	395 x 150 x 70	1,49	395 x 140 x 66	1,38
14 171 261	4103810705137	130	1	395 x 150 x 70	1,49	395 x 140 x 66	1,38
14 200 211	4103810702730	138	1	395 x 150 x 70	1,49	395 x 140 x 66	1,34
14 200 212	4103810702747	142	1	395 x 150 x 70	1,49	395 x 140 x 66	1,34
14 200 221	4103810702754	138	1	395 x 150 x 70	1,49	395 x 140 x 66	1,34
14 200 222	4103810702761	142	1	395 x 150 x 70	1,49	395 x 140 x 66	1,34
14 200 231	4103810702778	138	1	395 x 150 x 70	1,49	395 x 140 x 66	1,34
14 200 232	4103810702785	142	1	395 x 150 x 70	1,49	395 x 140 x 66	1,34
14 200 241	4103810702792	138	1	395 x 150 x 70	1,49	395 x 140 x 66	1,34

ITEM NUMBERS-DIMENSIONS-WEIGHTS

Item-No.	EAN-Code	Page	VE	Dimemions VE Packing LBH (mm)	Weight VE (kg)	Dimesions Article LBH (mm)	Weight Article (kg)
14 200 242	4103810702808	142	1	395 x 150 x 70	1,49	395 x 140 x 66	1,34
14 200 251	4103810702815	138	1	395 x 150 x 70	1,49	395 x 140 x 66	1,34
14 200 252	4103810702822	142	1	395 x 150 x 70	1,49	395 x 140 x 66	1,34
14 200 261	4103810702839	138	1	395 x 150 x 70	1,49	395 x 140 x 66	1,34
14 200 262	4103810702846	142	1	395 x 150 x 70	1,49	395 x 140 x 66	1,34
14 200 311	4103810702853	139	1	395 x 150 x 70	1,5	395 x 140 x 66	1,35
14 200 312	4103810702860	143	1	395 x 150 x 70	1,5	395 x 140 x 66	1,35
14 200 321	4103810702877	139	1	395 x 150 x 70	1,5	395 x 140 x 66	1,35
14 200 322	4103810702884	143	1	395 x 150 x 70	1,5	395 x 140 x 66	1,35
14 200 331	4103810702891	139	1	395 x 150 x 70	1,5	395 x 140 x 66	1,35
14 200 332	4103810702907	143	1	395 x 150 x 70	1,5	395 x 140 x 66	1,35
14 200 341	4103810702914	139	1	395 x 150 x 70	1,5	395 x 140 x 66	1,35
14 200 342	4103810702921	143	1	395 x 150 x 70	1,5	395 x 140 x 66	1,35
14 200 351	4103810702938	139	1	395 x 150 x 70	1,5	395 x 140 x 66	1,35
14 200 352	4103810702945	143	1	395 x 150 x 70	1,5	395 x 140 x 66	1,35
14 200 361	4103810702952	139	1	395 x 150 x 70	1,5	395 x 140 x 66	1,35
14 200 362	4103810702969	143	1	395 x 150 x 70	1,5	395 x 140 x 66	1,35
14 200 371	4103810702976	139	1	395 x 150 x 70	1,5	395 x 140 x 66	1,34
14 200 372	4103810702983	143	1	395 x 150 x 70	1,5	395 x 140 x 66	1,35
14 203 211	4103810702990	138	1	395 x 150 x 70	1,59	395 x 140 x 66	1,44
14 203 221	4103810703003	138	1	395 x 150 x 70	1,59	395 x 140 x 66	1,44
14 203 231	4103810703010	138	1	395 x 150 x 70	1,59	395 x 140 x 66	1,44
14 203 241	4103810703027	138	1	395 x 150 x 70	1,59	395 x 140 x 66	1,44
14 203 251	4103810703034	138	1	395 x 150 x 70	1,59	395 x 140 x 66	1,44
14 203 261	4103810703041	138	1	395 x 150 x 70	1,59	395 x 140 x 66	1,44
14 203 311	4103810703058	139	1	395 x 150 x 70	1,6	395 x 140 x 66	1,45
14 203 321	4103810703065	139	1	395 x 150 x 70	1,6	395 x 140 x 66	1,45
14 203 331	4103810703072	139	1	395 x 150 x 70	1,6	395 x 140 x 66	1,45
14 203 341	4103810703089	139	1	395 x 150 x 70	1,6	395 x 140 x 66	1,45
14 203 351	4103810703096	139	1	395 x 150 x 70	1,6	395 x 140 x 66	1,45
14 203 361	4103810703102	139	1	395 x 150 x 70	1,6	395 x 140 x 66	1,45
14 203 371	4103810703119	139	1	395 x 150 x 70	1,6	395 x 140 x 66	1,45
14 204 212	4103810703126	142	1	395 x 150 x 70	1,59	395 x 140 x 66	1,44
14 204 222	4103810703133	142	1	395 x 150 x 70	1,59	395 x 140 x 66	1,44
14 204 232	4103810703140	142	1	395 x 150 x 70	1,59	395 x 140 x 66	1,44
14 204 242	4103810703157	142	1	395 x 150 x 70	1,59	395 x 140 x 66	1,44
14 204 252	4103810703164	142	1	395 x 150 x 70	1,59	395 x 140 x 66	1,44
14 204 262	4103810703171	142	1	395 x 150 x 70	1,59	395 x 140 x 66	1,44
14 204 312	4103810703188	143	1	395 x 150 x 70	1,6	395 x 140 x 66	1,45

Item-No.	EAN-Code	Page	VE	Dimemsions VE Packing LBH (mm)	Weight VE (kg)	Dimesions Article LBH (mm)	Weight Article (kg)
14 204 322	4103810703195	143	1	395 x 150 x 70	1,6	395 x 140 x 66	1,45
14 204 332	4103810703201	143	1	395 x 150 x 70	1,6	395 x 140 x 66	1,45
14 204 342	4103810703218	143	1	395 x 150 x 70	1,6	395 x 140 x 66	1,45
14 204 352	4103810703225	143	1	395 x 150 x 70	1,6	395 x 140 x 66	1,45
14 204 362	4103810703232	143	1	395 x 150 x 70	1,6	395 x 140 x 66	1,45
14 204 372	4103810703249	143	1	395 x 150 x 70	1,6	395 x 140 x 66	1,45
14 213 211	4103810703256	138	1	395 x 150 x 70	1,55	395 x 140 x 66	1,4
14 213 221	4103810703263	138	1	395 x 150 x 70	1,55	395 x 140 x 66	1,4
14 213 231	4103810703270	138	1	395 x 150 x 70	1,55	395 x 140 x 66	1,4
14 213 241	4103810703287	138	1	395 x 150 x 70	1,55	395 x 140 x 66	1,4
14 213 251	4103810703294	138	1	395 x 150 x 70	1,55	395 x 140 x 66	1,4
14 213 261	4103810703300	138	1	395 x 150 x 70	1,55	395 x 140 x 66	1,4
14 213 311	4103810703317	139	1	395 x 150 x 70	1,56	395 x 140 x 66	1,41
14 213 321	4103810703324	139	1	395 x 150 x 70	1,56	395 x 140 x 66	1,41
14 213 331	4103810703331	139	1	395 x 150 x 70	1,56	395 x 140 x 66	1,41
14 213 341	4103810703348	139	1	395 x 150 x 70	1,56	395 x 140 x 66	1,41
14 213 351	4103810703355	139	1	395 x 150 x 70	1,56	395 x 140 x 66	1,41
14 213 361	4103810703362	139	1	395 x 150 x 70	1,56	395 x 140 x 66	1,41
14 213 371	4103810703379	139	1	395 x 150 x 70	1,56	395 x 140 x 66	1,41
14 214 212	4103810703386	142	1	395 x 150 x 70	1,55	395 x 140 x 66	1,4
14 214 222	4103810703393	142	1	395 x 150 x 70	1,55	395 x 140 x 66	1,4
14 214 232	4103810703409	142	1	395 x 150 x 70	1,55	395 x 140 x 66	1,4
14 214 242	4103810703416	142	1	395 x 150 x 70	1,55	395 x 140 x 66	1,4
14 214 252	4103810703423	142	1	395 x 150 x 70	1,55	395 x 140 x 66	1,4
14 214 262	4103810703430	142	1	395 x 150 x 70	1,55	395 x 140 x 66	1,4
14 214 312	4103810703447	143	1	395 x 150 x 70	1,56	395 x 140 x 66	1,41
14 214 322	4103810703454	143	1	395 x 150 x 70	1,56	395 x 140 x 66	1,41
14 214 332	4103810703461	143	1	395 x 150 x 70	1,56	395 x 140 x 66	1,41
14 214 342	4103810703478	143	1	395 x 150 x 70	1,56	395 x 140 x 66	1,41
14 214 352	4103810703485	143	1	395 x 150 x 70	1,56	395 x 140 x 66	1,41
14 214 362	4103810703492	143	1	395 x 150 x 70	1,56	395 x 140 x 66	1,41
14 214 372	4103810703508	143	1	395 x 150 x 70	1,56	395 x 140 x 66	1,41
14 221 211	4103810703515	138	1	395 x 150 x 70	1,62	395 x 140 x 66	1,47
14 221 221	4103810703522	138	1	395 x 150 x 70	1,62	395 x 140 x 66	1,47
14 221 231	4103810703539	138	1	395 x 150 x 70	1,62	395 x 140 x 66	1,47
14 221 241	4103810703546	138	1	395 x 150 x 70	1,62	395 x 140 x 66	1,47
14 221 251	4103810703553	138	1	395 x 150 x 70	1,62	395 x 140 x 66	1,47
14 221 261	4103810703560	138	1	395 x 150 x 70	1,62	395 x 140 x 66	1,47

ITEM NUMBERS-DIMENSIONS-WEIGHTS

Item-No.	EAN-Code	Page	VE	Dimemions VE Packing LBH (mm)	Weight VE (kg)	Dimesions Article LBH (mm)	Weight Article (kg)
14 221 311	4103810703577	139	1	395 x 150 x 70	1,63	395 x 140 x 66	1,48
14 221 321	4103810703584	139	1	395 x 150 x 70	1,63	395 x 140 x 66	1,48
14 221 331	4103810703591	139	1	395 x 150 x 70	1,63	395 x 140 x 66	1,48
14 221 341	4103810703607	139	1	395 x 150 x 70	1,63	395 x 140 x 66	1,48
14 221 351	4103810703614	139	1	395 x 150 x 70	1,63	395 x 140 x 66	1,48
14 221 361	4103810703621	139	1	395 x 150 x 70	1,63	395 x 140 x 66	1,48
14 221 371	4103810703638	139	1	395 x 150 x 70	1,63	395 x 140 x 66	1,48
14 222 212	4103810703645	142	1	395 x 150 x 70	1,62	395 x 140 x 66	1,47
14 222 222	4103810703652	142	1	395 x 150 x 70	1,62	395 x 140 x 66	1,47
14 222 232	4103810703669	142	1	395 x 150 x 70	1,62	395 x 140 x 66	1,47
14 222 242	4103810703676	142	1	395 x 150 x 70	1,62	395 x 140 x 66	1,47
14 222 252	4103810703683	142	1	395 x 150 x 70	1,62	395 x 140 x 66	1,47
14 222 262	4103810703690	142	1	395 x 150 x 70	1,62	395 x 140 x 66	1,47
14 222 312	4103810703706	143	1	395 x 150 x 70	1,63	395 x 140 x 66	1,48
14 222 322	4103810703713	143	1	395 x 150 x 70	1,63	395 x 140 x 66	1,48
14 222 332	4103810703720	143	1	395 x 150 x 70	1,63	395 x 140 x 66	1,48
14 222 342	4103810703737	143	1	395 x 150 x 70	1,63	395 x 140 x 66	1,48
14 222 352	4103810703744	143	1	395 x 150 x 70	1,63	395 x 140 x 66	1,48
14 222 362	4103810703751	143	1	395 x 150 x 70	1,63	395 x 140 x 66	1,48
14 222 372	4103810703768	143	1	395 x 150 x 70	1,63	395 x 140 x 66	1,48
14 233 331	4103810703805	139	1	395 x 150 x 70	1,61	395 x 140 x 66	1,46
14 233 341	4103810703812	139	1	395 x 150 x 70	1,61	395 x 140 x 66	1,46
14 250 331	4103810703904	140	1	530 x 165 x 75	1,96	395 x 140 x 66	1,91
14 252 331	4103810703911	140	1	530 x 165 x 75	1,92	395 x 140 x 66	1,87
14 256 331	4103810703928	140	1	530 x 165 x 75	1,96	395 x 140 x 66	1,92
14 258 331	4103810703935	140	1	530 x 165 x 75	1,92	395 x 140 x 66	1,88
14 270 311	4103810705144	141	1	450 x 155 x 65	1,54	395 x 140 x 66	1,35
14 270 321	4103810705151	141	1	450 x 155 x 65	1,54	395 x 140 x 66	1,35
14 270 331	4103810705168	141	1	450 x 155 x 65	1,54	395 x 140 x 66	1,35
14 270 341	4103810705175	141	1	450 x 155 x 65	1,54	395 x 140 x 66	1,35
14 270 351	4103810705182	141	1	450 x 155 x 65	1,54	395 x 140 x 66	1,35
14 270 361	4103810705199	141	1	450 x 155 x 65	1,54	395 x 140 x 66	1,35
14 273 311	4103810705205	141	1	450 x 155 x 65	1,64	395 x 140 x 66	1,45
14 273 321	4103810705212	141	1	450 x 155 x 65	1,64	395 x 140 x 66	1,45
14 273 331	4103810705007	141	1	450 x 155 x 65	1,64	395 x 140 x 66	1,45
14 273 341	4103810705229	141	1	450 x 155 x 65	1,64	395 x 140 x 66	1,45
14 273 351	4103810705236	141	1	450 x 155 x 65	1,64	395 x 140 x 66	1,45
14 273 361	4103810705243	141	1	450 x 155 x 65	1,64	395 x 140 x 66	1,45
14 400 211	4103810704000	168	1	400 x 165 x 75	1,45	400 x 165 x 66	1,3

Item-No.	EAN-Code	Page	VE	Dimemsions VE Packing LBH (mm)	Weight VE (kg)	Dimesions Article LBH (mm)	Weight Article (kg)
14 400 212	4103810704017	170	1	400 x 165 x 75	1,45	400 x 165 x 66	1,3
14 400 221	4103810704024	168	1	400 x 165 x 75	1,45	400 x 165 x 66	1,3
14 400 222	4103810704031	170	1	400 x 165 x 75	1,45	400 x 165 x 66	1,3
14 400 231	4103810704048	168	1	400 x 165 x 75	1,45	400 x 165 x 66	1,3
14 400 232	4103810704055	170	1	400 x 165 x 75	1,45	400 x 165 x 66	1,3
14 400 241	4103810704062	168	1	400 x 165 x 75	1,45	400 x 165 x 66	1,3
14 400 242	4103810704079	170	1	400 x 165 x 75	1,45	400 x 165 x 66	1,3
14 400 251	4103810704086	168	1	400 x 165 x 75	1,45	400 x 165 x 66	1,3
14 400 252	4103810704093	170	1	400 x 165 x 75	1,45	400 x 165 x 66	1,3
14 400 261	4103810704109	168	1	400 x 165 x 75	1,45	400 x 165 x 66	1,3
14 400 262	4103810704116	170	1	400 x 165 x 75	1,45	400 x 165 x 66	1,3
14 400 271	4103810704123	168	1	400 x 165 x 75	1,45	400 x 165 x 66	1,3
14 400 272	4103810704130	170	1	400 x 165 x 75	1,45	400 x 165 x 66	1,3
14 400 411	4103810704147	169	1	400 x 165 x 75	1,45	400 x 165 x 66	1,3
14 400 412	4103810704154	171	1	400 x 165 x 75	1,45	400 x 165 x 66	1,3
14 400 421	4103810704161	169	1	400 x 165 x 75	1,45	400 x 165 x 66	1,3
14 400 422	4103810704178	171	1	400 x 165 x 75	1,45	400 x 165 x 66	1,3
14 400 431	4103810704185	169	1	400 x 165 x 75	1,45	400 x 165 x 66	1,3
14 400 432	4103810704192	171	1	400 x 165 x 75	1,45	400 x 165 x 66	1,3
14 400 441	4103810704208	169	1	400 x 165 x 75	1,45	400 x 165 x 66	1,3
14 400 442	4103810704215	171	1	400 x 165 x 75	1,45	400 x 165 x 66	1,3
14 400 451	4103810704222	169	1	400 x 165 x 75	1,45	400 x 165 x 66	1,3
14 400 452	4103810704239	171	1	400 x 165 x 75	1,45	400 x 165 x 66	1,3
14 400 461	4103810704246	169	1	400 x 165 x 75	1,45	400 x 165 x 66	1,3
14 400 462	4103810704253	171	1	400 x 165 x 75	1,45	400 x 165 x 66	1,3
14 400 471	4103810704260	169	1	400 x 165 x 75	1,45	400 x 165 x 66	1,3
14 400 472	4103810704277	171	1	400 x 165 x 75	1,45	400 x 165 x 66	1,3
14 401 211	4103810704284	168	1	400 x 165 x 75	1,53	400 x 165 x 66	1,38
14 401 221	4103810704291	168	1	400 x 165 x 75	1,53	400 x 165 x 66	1,38
14 401 231	4103810704307	168	1	400 x 165 x 75	1,53	400 x 165 x 66	1,38
14 401 241	4103810704314	168	1	400 x 165 x 75	1,53	400 x 165 x 66	1,38
14 401 251	4103810704321	168	1	400 x 165 x 75	1,53	400 x 165 x 66	1,38
14 401 261	4103810704338	168	1	400 x 165 x 75	1,53	400 x 165 x 66	1,38
14 401 271	4103810704345	168	1	400 x 165 x 75	1,53	400 x 165 x 66	1,38
14 401 411	4103810704352	169	1	400 x 165 x 75	1,53	400 x 165 x 66	1,38
14 401 421	4103810704369	169	1	400 x 165 x 75	1,53	400 x 165 x 66	1,38
14 401 431	4103810704376	169	1	400 x 165 x 75	1,53	400 x 165 x 66	1,38
14 401 441	4103810704383	169	1	400 x 165 x 75	1,53	400 x 165 x 66	1,38

ITEM NUMBERS-DIMENSIONS-WEIGHTS

Item-No.	EAN-Code	Page	VE	Dimemions VE Packing LBH (mm)	Weight VE (kg)	Dimesions Article LBH (mm)	Weight Article (kg)
14 401 451	4103810704390	169	1	400 x 165 x 75	1,53	400 x 165 x 66	1,38
14 401 461	4103810704406	169	1	400 x 165 x 75	1,53	400 x 165 x 66	1,38
14 401 471	4103810704413	169	1	400 x 165 x 75	1,53	400 x 165 x 66	1,38
14 402 212	4103810704420	170	1	400 x 165 x 75	1,53	400 x 165 x 66	1,38
14 402 222	4103810704437	170	1	400 x 165 x 75	1,53	400 x 165 x 66	1,38
14 402 232	4103810704444	170	1	400 x 165 x 75	1,53	400 x 165 x 66	1,38
14 402 242	4103810704451	170	1	400 x 165 x 75	1,53	400 x 165 x 66	1,38
14 402 252	4103810704468	170	1	400 x 165 x 75	1,53	400 x 165 x 66	1,38
14 402 262	4103810704475	170	1	400 x 165 x 75	1,53	400 x 165 x 66	1,38
14 402 272	4103810704482	170	1	400 x 165 x 75	1,53	400 x 165 x 66	1,38
14 402 412	4103810704499	171	1	400 x 165 x 75	1,53	400 x 165 x 66	1,38
14 402 422	4103810704505	171	1	400 x 165 x 75	1,53	400 x 165 x 66	1,38
14 402 432	4103810704512	171	1	400 x 165 x 75	1,53	400 x 165 x 66	1,38
14 402 442	4103810704529	171	1	400 x 165 x 75	1,53	400 x 165 x 66	1,38
14 402 452	4103810704536	171	1	400 x 165 x 75	1,53	400 x 165 x 66	1,38
14 402 462	4103810704543	171	1	400 x 165 x 75	1,53	400 x 165 x 66	1,38
14 402 472	4103810704550	171	1	400 x 165 x 75	1,53	400 x 165 x 66	1,38
14 411 211	4103810704567	168	1	400 x 165 x 75	1,49	400 x 165 x 66	1,34
14 411 221	4103810704574	168	1	400 x 165 x 75	1,49	400 x 165 x 66	1,34
14 411 231	4103810704581	168	1	400 x 165 x 75	1,49	400 x 165 x 66	1,34
14 411 241	4103810704598	168	1	400 x 165 x 75	1,49	400 x 165 x 66	1,34
14 411 251	4103810704604	168	1	400 x 165 x 75	1,49	400 x 165 x 66	1,34
14 411 261	4103810704611	168	1	400 x 165 x 75	1,49	400 x 165 x 66	1,34
14 411 271	4103810704628	168	1	400 x 165 x 75	1,49	400 x 165 x 66	1,34
14 411 411	4103810704635	169	1	400 x 165 x 75	1,49	400 x 165 x 66	1,34
14 411 421	4103810704642	169	1	400 x 165 x 75	1,49	400 x 165 x 66	1,34
14 411 431	4103810704659	169	1	400 x 165 x 75	1,49	400 x 165 x 66	1,34
14 411 441	4103810704666	169	1	400 x 165 x 75	1,49	400 x 165 x 66	1,34
14 411 451	4103810704673	169	1	400 x 165 x 75	1,49	400 x 165 x 66	1,34
14 411 461	4103810704680	169	1	400 x 165 x 75	1,49	400 x 165 x 66	1,34
14 411 471	4103810704697	169	1	400 x 165 x 75	1,49	400 x 165 x 66	1,34
14 412 212	4103810704703	170	1	400 x 165 x 75	1,49	400 x 165 x 66	1,34
14 412 222	4103810704710	170	1	400 x 165 x 75	1,49	400 x 165 x 66	1,34
14 412 232	4103810704727	170	1	400 x 165 x 75	1,49	400 x 165 x 66	1,34
14 412 242	4103810704734	170	1	400 x 165 x 75	1,49	400 x 165 x 66	1,34
14 412 252	4103810704741	170	1	400 x 165 x 75	1,49	400 x 165 x 66	1,34
14 412 262	4103810704758	170	1	400 x 165 x 75	1,49	400 x 165 x 66	1,34
14 412 272	4103810704765	170	1	400 x 165 x 75	1,49	400 x 165 x 66	1,34
14 412 412	4103810704772	171	1	400 x 165 x 75	1,49	400 x 165 x 66	1,34

Item-No.	EAN-Code	Page	VE	Dimemnsions VE Packing LBH (mm)	Weight VE (kg)	Dimesions Article LBH (mm)	Weight Article (kg)
14 412 422	4103810704789	171	1	400 x 165 x 75	1,49	400 x 165 x 66	1,34
14 412 432	4103810704796	171	1	400 x 165 x 75	1,49	400 x 165 x 66	1,34
14 412 442	4103810704802	171	1	400 x 165 x 75	1,49	400 x 165 x 66	1,34
14 412 452	4103810704819	171	1	400 x 165 x 75	1,49	400 x 165 x 66	1,34
14 412 462	4103810704826	171	1	400 x 165 x 75	1,49	400 x 165 x 66	1,34
14 412 472	4103810704833	171	1	400 x 165 x 75	1,49	400 x 165 x 66	1,34
14 600	4103810146008	120	1	395 x 150 x 70	1,03	330 x 140 x 66	0,92
14 600 001	4103810705403	120	1	395 x 150 x 70	1,14	330 x 140 x 66	1,02
14 601	4103810146015	120	1	395 x 150 x 70	1,03	330 x 140 x 66	0,92
14 601 001	4103810705410	120	1	395 x 150 x 70	1,14	330 x 140 x 66	1,02
14 700	4103810147005	121	1	400 x 165 x 75	1,08	300 x 165 x 66	0,91
14 700 001	4103810705427	121	1	400 x 165 x 75	1,18	300 x 165 x 66	1,01
14 700 002	4103810705434	121	1	400 x 165 x 75	1,14	300 x 165 x 66	0,97
14 701	4103810147012	121	1	400 x 165 x 75	1,08	300 x 165 x 66	0,91
14 701 001	4103810705441	121	1	400 x 165 x 75	1,18	300 x 165 x 66	1,01
14 701 002	4103810705458	121	1	400 x 165 x 75	1,14	300 x 165 x 66	0,97
14 900	4103810149009	121	10		0,0038		
15 000		247	100	106 x 74 x 47	0,3	Ø 7 x 15	0,0026
15 001		249	100	106 x 74 x 47	0,3	Ø 8 x 15	0,0029
15 002		249	100	106 x 74 x 47	0,28	Ø 8 x 15	0,0026
15 003		249	100	106 x 74 x 47	0,3	Ø 8 x 15	0,0029
15 004		249	100	106 x 74 x 47	0,434	Ø 10 x 15	0,004
15 005		249	100	106 x 74 x 47	0,6006	Ø 12 x 15	0,0058
15 006		247	100	106 x 74 x 47	0,28	Ø 7 x 15	0,0026
15 006 400		247	100	106 x 74 x 47	0,28	Ø 7 x 15	0,0026
15 007		247	100	106 x 74 x 47	0,3	Ø 7 x 15	0,0022
15 007 001		247	100	106 x 74 x 47	0,536	Ø 7 x 29	0,005
15 007 050		247	100	106 x 74 x 47		Ø 7 x 11	0,0023
15 008		247	100	106 x 74 x 47	0,4	Ø 9 x 15	0,0038
15 009		247	100	106 x 74 x 47	0,4	Ø 9 x 15	0,0038
15 010		247	100	106 x 74 x 47	0,4	Ø 9 x 15	0,0038
15 013	4103810440144	247	100	106 x 74 x 47	0,6	Ø 11 x 15	0,0057
15 014		247	100	106 x 74 x 47	0,6	Ø 11 x 15	0,0053
15 015		247	100	106 x 74 x 47	0,6	Ø 11 x 15	0,0052
15 016		247	100	106 x 74 x 60	1,03	Ø 14 x 17	0,01
15 017		247	100	106 x 74 x 60	1	Ø 14 x 17,5	0,009
15 017 004		247	100	106 x 74 x 60	1,015	Ø 14 x 17,5	0,0096
15 018		247	100	106 x 74 x 60	0,99	Ø 14 x 17,5	0,0094

N

ITEM NUMBERS-DIMENSIONS-WEIGHTS

Item-No.	EAN-Code	Page	VE	Dimemions VE Packing LBH (mm)	Weight VE (kg)	Dimesions Article LBH (mm)	Weight Article (kg)
15 021		247	100	106 x 74 x 60	1,197	Ø 14 x 17,5	0,0118
15 021 003		247	100		1,13	Ø 14 x 17,5	0,011
15 023		247	100	161 x 98 x 65	1,7	Ø 17 x 18	0,0166
15 025		247	100	106 x 74 x 47	0,3	Ø 7 x 15	0,0028
15 026		247	100	106 x 74 x 47	0,6	Ø 11 x 15	0,0056
15 026 007		247	100	90 x 70 x 40	0,557	Ø 7 x 15	0,0054
15 027		247	100	161 x 98 x 65	1,015	Ø 14 x 19	0,01
15 037	4103810440243	247	100	106 x 74 x 47	0,6	Ø 11 x 15	0,0056
15 038		247	100	106 x 74 x 60	1	Ø 14 x 17,5	0,0092
15 039		247	100	161 x 98 x 65	1,85	Ø 17 x 18	0,018
15 039 004		247	100	161 x 98 x 65	1,92	Ø 17 x 18	0,019
15 040		247	100	161 x 98 x 65	0,315	Ø 22 x 28	0,042
15 062		247	100	106 x 74 x 47	0,315	Ø 7 x 15	0,003
15 067		247	100	106 x 74 x 47	0,5	Ø 11 x 15	0,0048
15 069		247	100	106 x 74 x 47	0,4	Ø 9 x 15	0,0036
15 071		249	100	106 x 74 x 47	0,3	Ø 7 x 15	0,0028
15 072		249	100	106 x 74 x 47	0,41	Ø 9 x 15	0,0035
15 073		249	100	106 x 74 x 47	0,6	Ø 11 x 15	0,0058
15 076		247	100	106 x 74 x 47	0,5106	Ø 11 x 15	0,005
15 100		252	100	106 x 74 x 47	0,95	Ø 9 x 23,5	0,01
15 100 140		251	100	106 x 74 x 47	0,7	Ø 9 x 23,5	0,006
15 102		253	100	106 x 74 x 47	0,68	Ø 9 x 20,2	0,007
15 103		253	100	106 x 74 x 47	0,68	Ø 9 x 20,2	0,007
15 104		253	100	106 x 74 x 47	0,98	Ø 9 x 20,2	0,01
15 105		253	100	106 x 74 x 60	1,15	Ø 9 x 20,5	0,012
15 107		252	100	106 x 74 x 60	0,67	Ø 9 x 23,5	0,006
15 107 140		251	100	106 x 74 x 60	0,742	Ø 9 x 23,5	0,007
15 108		251	100	106 x 74 x 47	0,82	Ø 9 x 23,5	0,009
15 109		252	100	106 x 74 x 60	0,8	Ø 9 x 20,2	0,0074
15 109 140		251	100	106 x 74 x 60	0,8	Ø 9 x 23,5	0,0075
15 110		252	100	106 x 74 x 47	0,75	Ø 9 x 20,2	0,007
15 110 140		251	100	106 x 74 x 60	0,7	Ø 9 x 23,5	0,0068
15 113		252	100	106 x 74 x 60	1,2	Ø 11 x 20,5	0,01
15 113 140		251	100	106 x 74 x 60	1,3	Ø 11 x 25	0,011
15 114		251	100	106 x 74 x 60	0,65	Ø 11 x 25	0,007
15 115		252	100	106 x 74 x 60	1,1	Ø 11 x 20,5	0,01
15 115 140		251	100	106 x 74 x 60	1,26	Ø 11 x 25	0,012
15 117		251	100	161 x 98 x 65	1,5262	Ø 14 x 22,5	0,015
15 118		251	100	161 x 98 x 65	1,9074	Ø 14 x 22,5	0,0186

Item-No.	EAN-Code	Page	VE	Dimemsions VE Packing LBH (mm)	Weight VE (kg)	Dimesions Article LBH (mm)	Weight Article (kg)
15 126		251	100	106 x 74 x 60	0,65	Ø 11 x 27	0,007
15 127		251	100	161 x 98 x 65	0,65	Ø 14 x 22,5	0,007
15 137		252	100	106 x 74 x 60	1,25	Ø 11 x 20,5	0,013
15 137 140		251	100	106 x 74 x 60	1,1194	Ø 11 x 25	0,011
15 138		251	100	161 x 98 x 65	1,768	Ø 14 x 22,5	0,0172
15 139 004		251	100	161 x 98 x 65	2,8	Ø 17 x 25,5	0,028
15 162		252	100	106 x 74 x 47	0,676	Ø 9 x 23,5	0,00646
15 162 003		251	100	106 x 74 x 60	0,65	Ø 9 x 23,5	0,007
15 162 140		251	100	106 x 74 x 47	0,71	Ø 9 x 23,5	0,0068
15 163		251	100	106 x 74 x 47		Ø 9 x 23,5	0,008
15 164		251	100	106 x 74 x 60	0,65	Ø 11 x 25	0,007
15 171		253	100	106 x 74 x 47	0,68	Ø 9 x 20,5	0,007
15 171 003		253	100	106 x 74 x 47	0,68	Ø 9 x 20,5	0,007
15 172		253	100	106 x 74 x 47	0,98	Ø 9 x 20,5	0,01
15 173		253	100	106 x 74 x 60	0,95	Ø 11 x 20,5	0,01
15 200		255	100	106 x 74 x 60	0,98	Ø 9 x 18	0,0096
15 200 140		254	100	106 x 74 x 47	0,706	Ø 9 x 18	0,0069
15 203		256	100	106 x 74 x 60	0,982	Ø 9 x 18	0,00954
15 204		256	100	106 x 74 x 60	0,48	Ø 9 x 18	0,01
15 205		256	100	106 x 74 x 60	0,48	Ø 11 x 18	0,01
15 207		255	100	106 x 74 x 60	0,91	Ø 9 x 18	0,009
15 207 140		254	100	106 x 74 x 60	0,746	Ø 9 x 18	0,007
15 208		254	100	106 x 74 x 60	0,96	Ø 9 x 18	0,01
15 209		255	100	106 x 74 x 60	0,9946	Ø 9 x 18	0,0098
15 209 140		254	100	106 x 74 x 60	0,747	Ø 9 x 18	0,007
15 210		255	100	106 x 74 x 60	0,99	Ø 9 x 18	0,0092
15 210 140		254	100	106 x 74 x 60	0,74	Ø 9 x 18	0,007
15 213		255	100	161 x 98 x 65	1,5	Ø 11 x 18	0,0146
15 213 140		254	100	161 x 98 x 65	1,3	Ø 11 x 20	0,012
15 214		254	100	161 x 98 x 65	1,9	Ø 11 x 20	0,019
15 215		255	100	161 x 98 x 65	1,48	Ø 11 x 18	0,014
15 215 140		254	100	106 x 74 x 60	1,2	Ø 11 x 20	0,0116
15 217		254		161 x 98 x 65	1,9	Ø 14 x 22	0,0182
15 218		254	100	161 x 98 x 65	2,15	Ø 14 x 22	0,022
15 226		254	100	106 x 74 x 60	1,2	Ø 11 x 20	0,011
15 227		254	100	161 x 98 x 65	1,1	Ø 14 x 22	0,022
15 237		255	100	161 x 98 x 65	1,45	Ø 11 x 18	0,015
15 237 140		254	100	106 x 74 x 60	1,2	Ø 11 x 20	0,011

ITEM NUMBERS-DIMENSIONS-WEIGHTS

Item-No.	EAN-Code	Page	VE	Dimemions VE Packing LBH (mm)	Weight VE (kg)	Dimesions Article LBH (mm)	Weight Article (kg)
15 238		254	100	161 x 98 x 65	2,3	Ø 14 x 22	0,022
15 239		254	100	161 x 98 x 65	1,1	Ø 17 x 20	0,022
15 262		255	100	106 x 74 x 60	0,988	Ø 9 x 18	0,01
15 262 140		254	100	106 x 74 x 47	0,68	Ø 9 x 18	0,007
15 271		256	100	106 x 74 x 60	0,98	Ø 9 x 18	0,01
15 272		256	100	106 x 74 x 60	0,9952	Ø 9 x 18	0,0098
15 273		256	100	106 x 74 x 60	1,45	Ø 11 x 18	0,015
15 302		258	100	106 x 74 x 47	0,28	Ø 8 x 12	0,003
15 303		258	100	106 x 74 x 47	0,28	Ø 8 x 12	0,003
15 304		258	100	106 x 74 x 47	0,28	Ø 8 x 14	0,003
15 307		257	100	106 x 74 x 47	0,26	Ø 7 x 14	0,0024
15 309		257	100	106 x 74 x 47	0,38	Ø 9 x 14	0,0035
15 310		257	100	106 x 74 x 47	0,3722	Ø 9 x 14	0,0036
15 313		257	100	106 x 74 x 47	0,57	Ø 11 x 14	0,0054
15 315		257	100	106 x 74 x 47	0,28	Ø 11 x 16	0,003
15 601		259	100	106 x 74 x 47	0,18	Ø 5 x 6	0,002
15 602		259	100	106 x 74 x 47	0,18	Ø 8 x 7,5	0,002
15 603		259	100	106 x 74 x 47	0,21	Ø 8 x 7,5	0,002
15 604		259	100	106 x 74 x 47	0,36	Ø 10 x 9,5	0,003
15 605		259	100	106 x 74 x 47	0,18	Ø 12 x 9,5	0,002
15 607		258	100	106 x 74 x 47	0,2	Ø 7 x 9	0,00174
15 609		258	100	106 x 74 x 47	0,29	Ø 9 x 9,5	0,0028
15 610		258	100	106 x 74 x 47	0,25	Ø 9 x 9,5	0,003
15 613		258	100	106 x 74 x 47	0,47	Ø 11 x 9,5	0,0044
15 615		258	100	106 x 74 x 47	0,45	Ø 11 x 9,5	0,005
15 637		258	100	106 x 74 x 47	0,45	Ø 11 x 9,5	0,005
15 638		258	100	106 x 74 x 60	1,0818	Ø 14 x 14	0,0104
15 639		258	100	161 x 98 x 65	1,15	Ø 17 x 14,5	0,01
15 707		260	100	106 x 74 x 47		Ø 11 x 16	0,0059
15 709		260	100	106 x 74 x 47		Ø 11 x 16	0,0063
15 710		260	100	106 x 74 x 47		Ø 11 x 16	0,089
15 713		260	100	106 x 74 x 47		Ø 11 x 15	0,0089
15 715		260	100	106 x 74 x 47		Ø 11 x 15	0,45
15 737		260	100	106 x 74 x 47		Ø 11 x 15	0,0086
15 738		260	100	106 x 74 x 60		Ø 14 x 18	0,0086
15 739		260	100	161 x 98 x 65		Ø 17 x 22	0,0086
15 807		261	100	106 x 74 x 47		Ø 11 x 18	0,09
15 809		261	100	106 x 74 x 47		Ø 11 x 18	
15 810		261	100	106 x 74 x 47		Ø 11 x 18	0,04

Item-No.	EAN-Code	Page	VE	Dimemsions VE Packing LBH (mm)	Weight VE (kg)	Dimesions Article LBH (mm)	Weight Article (kg)
15 813		261	100	106 x 74 x 60		Ø 11 x 18	0,0125
15 815		261	100	106 x 74 x 60		Ø 11 x 18	0,45
15 837		261	100	106 x 74 x 47		Ø 11 x 18	0,1
15 838		261	100	106 x 74 x 60		Ø 14 x 20	0,04
15 839		261	100	161 x 98 x 65		Ø 17 x 25	
15 902		250	10			Ø 8 x 14,4	0,0038
15 903		250	10			Ø 8 x 14,9	0,0038
15 906		248	10		0,026	Ø 7 x 15	0,0024
15 907		248	10		0,0278	Ø 7 x 15	0,0026
15 909		248	10		0,038	Ø 9 x 15	0,0036
15 910		248	10			Ø 9 x 15	0,005
15 913		248	10		0,057	Ø 11 x 15	0,0056
15 915		248	10		0,056	Ø 11 x 15	0,005
15 917		248	10			Ø 14 x 17,5	0,0095
15 918		248	10			Ø 14 x 17,5	0,01
15 926		248	10			Ø 11 x 15	0,006
15 937		248	10			Ø 11 x 15	0,0054
15 938		248	10		0,0934	Ø 14 x 17,5	0,0092
15 939		248	10			Ø 17 x 18	0,0018
15 940		252	10		0,07	Ø 9 x 23,5	0,0066
15 941		252	10		0,073	Ø 9 x 23,5	0,007
15 942		252	10			Ø 9 x 23,5	0,01
15 943		252	10		0,125	Ø 11 x 25	0,012
15 945		252	10			Ø 11 x 23,5	0,012
15 947		252	10			Ø 11 x 25	0,013
15 949		252	10		0,174	Ø 14 x 22,5	0,017
15 967		255	10		0,07	Ø 9 x 18	0,0068
15 968		255	10		0,071	Ø 9 x 18	0,007
15 970		255	10			Ø 9 x 18	0,01
15 973		255	10		0,12	Ø 11 x 20	0,011
15 975		255	10			Ø 11 x 20	0,01
15 976		255	10			Ø 11 x 20	0,01
15 977		255	10			Ø 14 x 22	0,01
16 003		106,267	25	95 x 60 x 5	0,069	Ø 8 x 15	0,003
16 004		106,267	25	95 x 60 x 7	0,108	Ø 10 x 15	0,004
16 007		106,267	25	135 x 80 x 5	0,07		0,003
16 009		106,267	25	140 x 80 x 8	0,102	Ø 9 x 15	0,004
16 010		106,267	25	140 x 80 x 8	0,097	Ø 9 x 15	0,004

ITEM NUMBERS-DIMENSIONS-WEIGHTS

Item-No.	EAN-Code	Page	VE	Dimemions VE Packing LBH (mm)	Weight VE (kg)	Dimesions Article LBH (mm)	Weight Article (kg)
16 013		106,267	25	135 x 80 x 12	0,137	Ø 11 x 15	0,005
16 015		106,267	25	140 x 80 x 10	0,131	Ø 11 x 15	0,005
16 037		106,267	25	140 x 80 x 8	0,133	Ø 11 x 15	0,005
16 038		106,267	25	140 x 80 x 13	0,224		0,009
16 062		106,267	25	135 x 80 x 5	0,07		0,003
16 090	4103810160905	110,266	1	215 x 135 x 40	1,05		1,05
16 092	4103810160929	110,266	1	175 x 120 x 35	0,56		0,55
16 099	4103810160998	110,266	1	300 x 245 x 55	3,52		2,95
16 100		266	1	68 x 45 x 15	0,05	68 x 45 x 15	0,05
16 102		266	1	85 x 51 x 18		85 x 51 x 18	0,072
16 103		106,267	25	95 x 60 x 15	0,181		0,007
16 104		106,267	25	140 x 80 x 8	0,165		0,007
16 107		106,267	25	140 x 80 x 8	0,165		0,007
16 109		106,267	25	95 x 60 x 15	0,186		0,007
16 110		106,267	25	95 x 60 x 12	0,186		0,007
16 113		106,267	25	100 x 60 x 20	0,28		0,011
16 115		106,267	25	85 x 60 x 20	0,277		0,011
16 137		106,267	25	135 x 80 x 15	0,275		0,011
16 138		106,267	25	125 x 65 x 30	0,425		0,017
16 203		107	25	95 x 60 x 20	0,235		0,009
16 204		107	25	140 x 80 x 12	0,228		0,009
16 207		107	25	140 x 80 x 12	0,228		0,009
16 209		107	25	95 x 60 x 20	0,24		0,01
16 211		107	25	100 x 60 x 20	0,24		0,01
16 213		107	25	140 x 80 x 20	0,351		0,014
16 215		107	25	140 x 80 x 20	0,351		0,014
16 237		107	25	140 x 80 x 20	0,348		0,014
16 238		107	25	140 x 80 x 20	0,348		0,014
16 400	4103810164002	108,269	10	280 x 120 x 55	0,35	135 x 70 x 7	0,035
16 402	4103810164026	108,269	10	280 x 120 x 55	0,51	135 x 70 x 10	0,051
16 403	4103810164033	108,269	10	280 x 120 x 55	0,45	135 x 70 x 10	0,045
16 404	4103810164040	108,269	10	280 x 120 x 55	0,63	135 x 70 x 12	0,063
16 405	4103810164057	108,269	10	280 x 120 x 55	0,63	135 x 70 x 12	0,063
16 409	4103810164095	108,269	10	280 x 120 x 55	0,63	135 x 70 x 12	0,063
16 430	4103810164309	108,269	10	280 x 120 x 55	0,37	135 x 70 x 10	0,037
16 432	4103810164323	108,269	10	280 x 120 x 55	0,39	135 x 70 x 10	0,039
16 433	4103810164330	108,269	10	280 x 120 x 55	0,39	135 x 70 x 10	0,039
16 434	4103810164347	108,269	10	280 x 120 x 55	0,62	135 x 70 x 12	0,062
16 435	4103810164354	108,269	10	280 x 120 x 55	0,62	135 x 70 x 12	0,062

Item-No.	EAN-Code	Page	VE	Dimemsions VE Packing LBH (mm)	Weight VE (kg)	Dimesions Article LBH (mm)	Weight Article (kg)
16 439	4103810164392	108,269	10	280 x 120 x 55	0,62	135 x 70 x 12	0,062
16 460	4103810164606	109,27	10	280 x 120 x 55	0,37	135 x 70 x 10	0,037
16 462	4103810164620	109,27	10	280 x 120 x 55	0,4	135 x 70 x 10	0,04
16 463	4103810164637	109,27	10	280 x 120 x 55	0,4	135 x 70 x 10	0,04
16 464	4103810164644	109,27	10	280 x 120 x 55	0,62	135 x 70 x 12	0,062
16 465	4103810164651	109,27	10	280 x 120 x 55	0,62	135 x 70 x 12	0,062
16 469	4103810164699	109,27	10	280 x 120 x 55	0,62	135 x 70 x 12	0,062
16 476	4103810164767	109,27	10				0,037
16 478	4103810164781	109,27	10				0,037
16 480	4103810164804	109,27	10				0,037
16 482	4103810164828	109,27	10				0,037
16 809		107,268	25	140 x 80 x 20	0,224		0,009
16 813		107,268	25	140 x 80 x 20	0,224		0,031
16 837		107,268	25	140 x 80 x 20	0,224		0,031
17 000		243	1			800 x 35 x 35	0,16
17 003		231,234	1			Ø 20 x 1500	0,37
17 003 001		231, 234, 278, 279, 280	1			Ø 20 x 2000	0,49
17 004	4103810170041	240	1			200 x 350 x 1004	3,94
17 008 950	4103810429767	240	1	570 x 530 x 200	7,8	500 x 500 x 750	7,8
17 009	4103810170096	242	1	870 x 610 x 1000	38		38
17 009 100	4103810424397	243	1	870 x 610 x 1000	37		37
17 009 390	4103810424427	241	1	700 x 800 x 1110	15		15
17 012	4103810170126	234	1	670 x 420 x 100	4,8		4,8
17 012 950	4103810424434	234	1	670 x 420 x 100	4,8		4,8
17 012 952	4103810424441	234	1	670 x 420 x 100	5		5
17 014	4103810170140	234	1	800 x 420 x 100	6,3		6,3
17 014 950	4103810424458	234	1	800 x 420 x 100	5,72		4,93
17 014 954	4103810424465	234	1	800 x 420 x 100	6,4		6,4
17 015		233	1	1080 x 75 x 75	1,6		1,34
17 016	4103810170164	277	1	600 x 100 x 90	1,93		1,79
17 018	4103810170188	278	1	670 x 420 x 100	4		3,48
17 018 010	4103810421839	278	1	670 x 420 x 100	4,4		4
17 019	4103810170195	281	1	675 x 420 x 100	3		2,46
17 019 950	4103810424403	281	1	675 x 420 x 100	2,64		2,12
17 020	4103810170201	207	1	320 x 130 x 57	1,3		1,3
17 020 125	4103810429118	207	1	320 x 130 x 57	1,3		1,3
17 021	4103810170218	239	1	560 x 560 x 175	7,44	560 x 560 x 175	6,26
17 023	4103810170232	207	1	375 x 320 x 65	3,5		3,5

ITEM NUMBERS-DIMENSIONS-WEIGHTS

Item-No.	EAN-Code	Page	VE	Dimemions VE Packing LBH (mm)	Weight VE (kg)	Dimesions Article LBH (mm)	Weight Article (kg)
17 023 125	4103810429125	207	1	375 x 320 x 65	2,95		2,95
17 024	4103810170249	279	1	800 x 480 x 100	3,4		2,68
17 024 950	4103810424472	279	1	800 x 480 x 300	10,1		10,1
17 026	4103810170263	280	1	820 x 140 x 120	10,1		1,87
17 028	4103810170287	280	1	820 x 480 x 300	8,6		8,6
17 034	4103810170348	234	1	670 x 420 x 100	4,11		3,58
17 036	4103810170362	234	1	670 x 420 x 100	4,4		3,7
17 037	4103810170379	234	1	670 x 420 x 100	5,42		4,9
17 038	4103810170386	234	1	800 x 420 x 100	7,0182		6,2102
17 044		234	1			Ø 19 x 38,4	0,039
17 044 950	4103810426599	234	1	45 x 40 x 20	0,086	Ø 19 x 38,4 / Ø 17 x 24	0,086
17 045		234	1			215 x 80 x 20	0,12
17 070	4103810170706	241	1	990 x 445 x 180	9,5	525 x 416 x 1014	8,5
17 075	4103810170751	242	1	960 x 800 x 300	20	841 x 818 x 986	16
17 095	4103810170959	295	1	320 x 125 x 70	2,7		2,7
17 171		239	1	Ø 280 x 55	0,85		0,85
17 172		239	1	Ø 310 x 55	1,25		1,25
17 176		239	1	Ø 365 x 65	1,43		1,43
17 184		239	1	Ø 430 x 88	1,38		1,38
17 190		278	1				0,254
17 191		281,295	1			340 x 210 x 55	0,56
17 194		239	1			415 x 395 x 75	1,22
17 195		238	1	Ø 220 x 30			0,65
17 196		279, 281, 295	1			340 x 210 x 55	0,56
17 197		238, 278, 295	1	250 x 210 x 55	0,53		0,53
17 198		239	1	Ø 480 x 80	1,66		1,66
17 199		238	1				0,58
17 230		238	1			Ø 245 x 30	0,8
17 265		238	1			Ø 275 x 30	0,96
17 275		238	1			Ø 295 x 30	0,98
17 285		238	1			Ø 295 x 30	1,13
17 300		238	1			Ø 315 x 30	1,27
17 320		238	1			Ø 340 x 30	1,64
17 325		238	1			Ø 365 x 30	1,36
17 380		238	1			Ø 390 x 30	1,88
17 400		238	1			Ø 410 x 30	2,03
17 410		235	1			Ø 148	0,077
17 415		235	1			Ø 189	0,109

Item-No.	EAN-Code	Page	VE	Dimemsions VE Packing LBH (mm)	Weight VE (kg)	Dimesions Article LBH (mm)	Weight Article (kg)
17 420		235	1			Ø 210	0,184
17 600	4103810176005	231	1	280 x 140 x 44	0,617		0,617
17 601		231	1			Ø 26 x 60	0,079
17 605	4103810176050	230	1	670 x 420 x 100	4,54		4,02
17 610	4103810176104	230	1	670 x 420 x 100	4,9		4,9
17 615	4103810176159	230	1	670 x 420 x 100	5,44		4,92
17 618	4103810176180	230	1	670 x 420 x 100	5,5		5,5
17 620	4103810176203	230	1	670 x 420 x 100	5,5		5,5
17 625	4103810176258	230	1	800 x 480 x 100	6,7		6,7
17 630	4103810176302	230	1	800 x 480 x 100	7,8		7,8
17 632	4103810176326	230	1	800 x 480 x 100	6,8		6,8
17 660	4103810176609	230	1	800 x 480 x 100	7,8		7,8
17 693 698	4103810424489	232	1	670 x 420 x 100	4,9		4,9
17 694		232	1	670 x 420 x 100	6,07		5,53
17 694 950	4103810424496	232	1	670 x 420 x 100	5,8		5,3
17 781		237	1	500 x 190 x 560	5,2	480 x 160 x 600	4,8
17 786	4103810177866	235	1	500 x 190 x 560	5,29	480 x 160 x 600	4,9
17 788		235	1	530 x 230 x 560	6,14	480 x 200 x 600	5,74
17 790		237	1	600 x 500 x 270	7,32	500 x 260 x 600	6,6
17 791	4103810177910	235	1	570 x 250 x 560	14,2	500 x 260 x 600	6,5
17 792	4103810177927	235	1	690 x 580 x 260	7,5	500 x 260 x 600	6,92
17 793	4103810177934	236	1	380 x 360 x 700	12		10
17 805	4103810178054	233	1	670 x 420 x 100	3,8		3,8
17 810	4103810178108	233	1	670 x 420 x 100	3,9		3,9
17 815	4103810178153	233	1	670 x 420 x 100	4,3		4,3
17 817		233	1	670 x 420 x 100	4,5		4,5
17 818	4103810178184	233	1	670 x 420 x 100	4,8		4,8
17 820	4103810178207	233	1	670 x 420 x 100	4,92		4,38
17 825	4103810178252	233	1	670 x 420 x 100	5,21		4,6632
17 825 950		233	1	670 x 420 x 100	5,2		5,2
17 850	4103810178504	233	1	670 x 420 x 100	6,5		6,5
18 016		206	1			Ø 17 x 24	0,022
18 017		206	1			Ø 17 x 24	0,022
18 040	4103810180408	192	1	545 x 430 x 105	7,7		6,9
18 041		193	1	135 x 95 x 115	0,77	133 x 83 x 105	0,72
18 042		193	1			Ø 9 x 1000	0,15
18 043		193	1	205 x 75 x 95	1,23	148 x 82 x 67	1,2
18 044		193	1	130 x 105 x 50	0,22	90 x 85 x 40	0,18

ITEM NUMBERS-DIMENSIONS-WEIGHTS

Item-No.	EAN-Code	Page	VE	Dimemions VE Packing LBH (mm)	Weight VE (kg)	Dimesions Article LBH (mm)	Weight Article (kg)
18 066	4103810180668	189	1	530 x 170 x 75	2,3		2,15
18 066 125	410381042906175	189	1	530 x 170 x 75	2,3		2,15
18 071	4103810180712	179	1	402 x 171 x 84	1,99		1,84
18 072	4103810180729	179	1	402 x 171 x 84	2,1		1,84
18 073	4103810180736	183	1	400 x 170 x 75	2,2		1,96
18 073 125	4103810424892	183	1	400 x 170 x 75	2,2		1,96
18 074	4103810180743	181	1	402 x 171 x 84	2,568		2,42
18 077	4103810180774	183	1	400 x 170 x 75	2,31		2,05
18 080		205	1			Ø 13 x 33	0,09
18 080 950		205	1			Ø 13 x 65	0,1138
18 085		314	1			Ø 21 x 34	0,033
19 519		297	1			Ø 85 x 45	0,171
19 526	4103810195266	297	1			80 x 65 x 37	0,16
19 527		297	1			80 x 65 x 35	0,147
19 528		297	1			80 x 65 x 36	0,175
19 529		297	1			105 x 85 x 45	0,26
19 768		44	1	950 x 400 x 400	15,6	350 x 350 x 900	15,6
21 030	4007228825008	82	4	420 x 320 x 480	3,8	310 x 140 x 320	0,82
21 050	4103810210501	80	5	610 x 320 x 240	10,8	310 x 120 x 230	1,7
21 055	4103810210556	80	5	835 x 285 x 355	15	345 x 165 x 275	2,92
21 060 950	4103810210600	80	5	850 x 360 x 490	23	360 x 160 x 480	4,3
21 060 955	4103810424502	80	5	850 x 360 x 490	23	360 x 160 x 480	4,3
21 060 957	4103810424519	80	5	850 x 360 x 490	23	360 x 160 x 480	4,3
21 060 959	4103810424526	80	5	850 x 360 x 490	23	360 x 160 x 480	4,3
21 070 001	4103810210709	81	1	260 x 70 x 70	0,24	240 x 57 x 50	0,23
21 080 001	4103810210808	81	1	250 x 65 x 60	0,24	270 x 57 x 50	0,23
21 082	4103810210822	88	1				0,025
21 086	4103810210860	88	1			Ø 20 x 245	0,091
21 088	4103810210884	88	1	65 x 46 x 69	0,022		0,022
21 089	4103810210891	88	1	Ø 67 x 300	0,094	Ø 20 x 245	0,094
21 090	3086960014667	89	1			650 x 200 x 320	0,6
21 095		113	1	Ø 520 x 700	2,6	Ø 520 x 700	2,6
21 127	4103810211270	79	1			350 x 175 x 480	1,45
21 127 870		86	1			350 x 175 x 480	1,45
21 131	4103810211317	78	1			331 x 185 x 237	0,64
21 133	4103810211331	78	1			329 x 195 x 319	0,82
21 137	4103810211379	78	1			385 x 229 x 410	1,28
21 141	4103810211416	85	1			329 x 152 x 251	0,44

Item-No.	EAN-Code	Page	VE	Dimemsions VE Packing LBH (mm)	Weight VE (kg)	Dimesions Article LBH (mm)	Weight Article (kg)
21 141 870	4103810424533	87	1			329 x 152 x 251	0,44
21 143	4103810211430	85	1			329 x 172 x 341	0,57
21 143 870	4103810424540	87	1			329 x 172 x 341	0,57
21 147	4103810211478	85	1			381 x 201 x 433	0,95
21 147 870	4103810424557	87	1			381 x 201 x 433	0,95
21 151	4103810211515	83	1			330 x 150 x 251	0,44
21 153	4103810211539	83	1			330 x 171 x 342	0,56
21 157	4103810211577	83	1			383 x 203 x 431	0,97
21 163	4103810211638	83	1			348 x 174 x 319	0,55
21 163 952	4103810426179	83	1			348 x 174 x 319	0,6
21 165	4103810211652	83	1			352 x 175 x 418	0,8
21 165 952	4103810426186	83	1			352 x 175 x 418	0,87
21 167	4103810211676	83	1			416 x 203 x 408	0,94
21 167 952	4103810426193	83	1			416 x 203 x 408	0,99
21 169	4103810211690	83	1			415 x 248 x 537	1,28
21 173	4103810211737	84	1			320 x 165 x 340	0,56
21 175	4103810211751	84	1			350 x 180 x 380	0,83
21 177	4103810211775	84	1			350 x 180 x 480	0,96
21 183	4103810211836	84	1			353 x 167 x 361	0,605
21 185	4103810211850	84	1			387 x 184 x 405	0,86
21 187	4103810211874	84	1			388 x 182 x 508	1
21 193	4103810211935	84	1			322 x 165 x 364	0,59
21 195	4103810211959	84	1			356 x 183 x 405	0,85
21 197	4103810211973	84	1			357 x 183 x 506	0,99
24 110	4103810241109	112	5	400 x 400 x 220	2,68	400 x 390 x 120	0,42
24 115	4103810241154	112	1			500 x 300 x 130	1,07
33 101		304	20	360 x 300 x 105	6,7	Ø 70 x 110	0,32
33 102		304	20	360 x 300 x 105	6,7	Ø 70 x 110	0,32
33 106		306	20	360 x 300 x 105	6,7	Ø 70 x 110	0,32
33 111		307	20	360 x 300 x 105	6,7	Ø 70 x 110	0,32
33 118		307	20	360 x 300 x 105	6,7	Ø 70 x 110	0,32
33 121		304	20	360 x 300 x 105	6,7	Ø 70 x 110	0,32
33 122		304	20	360 x 300 x 105	6,7	Ø 70 x 110	0,32
33 123		305	20	360 x 300 x 105	6,7	Ø 70 x 110	0,32
33 124		305	20	360 x 300 x 105	6,7	Ø 70 x 110	0,32
33 129		306	20	360 x 300 x 105	6,7	Ø 70 x 110	0,32
33 138		307	20	360 x 300 x 105	6,7	Ø 70 x 110	0,32
33 141		304	20	360 x 300 x 105	6,7	Ø 70 x 110	0,32

ITEM NUMBERS-DIMENSIONS-WEIGHTS

Item-No.	EAN-Code	Page	VE	Dimemions VE Packing LBH (mm)	Weight VE (kg)	Dimesions Article LBH (mm)	Weight Article (kg)
33 142		304	20	360 x 300 x 105	6,7	Ø 70 x 110	0,32
33 143		305	20	360 x 300 x 105	6,7	Ø 70 x 110	0,32
33 144		305	20	360 x 300 x 105	6,7	Ø 70 x 110	0,32
33 146		306	20	360 x 300 x 105	6,7	Ø 70 x 110	0,32
33 149		306	20	360 x 300 x 105	6,7	Ø 70 x 110	0,32
33 153		307	20	360 x 300 x 105	6,7	Ø 70 x 110	0,32
33 158		307	20	360 x 300 x 105	6,7	Ø 70 x 110	0,32
33 161		304	20	360 x 300 x 105	6,7	Ø 70 x 110	0,32
33 162		304	20	360 x 300 x 105	6,7	Ø 70 x 110	0,32
33 163		305	20	360 x 300 x 105	6,7	Ø 70 x 110	0,32
33 164		305	20	360 x 300 x 105	6,7	Ø 70 x 110	0,32
33 166		306	20	360 x 300 x 105	6,7	Ø 70 x 110	0,32
33 169		306	20	360 x 300 x 105	6,7	Ø 70 x 110	0,32
33 178		307	20	360 x 300 x 105	6,7	Ø 70 x 110	0,32
33 200		313	10	190 x 450 x 150	2,4	Ø 77 x 92	0,24
33 200 001		310	10	190 x 450 x 150	5,5	Ø 77 x 92	0,31
33 200 002		310	10	190 x 450 x 150	5,5	Ø 77 x 92	0,31
33 200 003		311	10	190 x 450 x 150	5,5	Ø 77 x 92	0,31
33 200 004		311	10	190 x 450 x 150	5,5	Ø 77 x 92	0,31
33 200 005		312	10	190 x 450 x 150	5,5	Ø 77 x 92	0,31
33 200 006		312	10	190 x 450 x 150	5,5	Ø 77 x 92	0,31
33 200 007		313	10	190 x 450 x 150	5,5	Ø 77 x 92	0,31
33 201		313	10	190 x 450 x 150	2,7	Ø 77 x 112	0,27
33 201 001		310	10	190 x 450 x 150	6,3	Ø 77 x 112	0,36
33 201 002		310	10	190 x 450 x 150	6,3	Ø 77 x 112	0,36
33 201 003		311	10	190 x 450 x 150	6,3	Ø 77 x 112	0,36
33 201 004		311	10	190 x 450 x 150	6,3	Ø 77 x 112	0,36
33 201 005		312	10	190 x 450 x 150	6,3	Ø 77 x 112	0,36
33 201 006		312	10	190 x 450 x 150	6,3	Ø 77 x 112	0,36
33 201 007		313	10	190 x 450 x 150	6,3	Ø 77 x 112	0,36
33 202		313	10	190 x 450 x 200	2,9	Ø 77 x 157	0,29
33 202 001		310	10	190 x 450 x 200	8	Ø 77 x 157	0,51
33 202 002		310	1	190 x 450 x 200	8	Ø 77 x 157	0,51
33 202 003		311	10	190 x 450 x 200	8	Ø 77 x 157	0,51
33 202 004		311	10	190 x 450 x 200	8	Ø 77 x 157	0,51
33 202 005		312	10	190 x 450 x 200	8	Ø 77 x 157	0,51
33 202 006		312	10	190 x 450 x 200	8	Ø 77 x 157	0,51
33 202 007		313	10	190 x 450 x 200	8	Ø 77 x 157	0,51

Item-No.	EAN-Code	Page	VE	Dimemsions VE Packing LBH (mm)	Weight VE (kg)	Dimesions Article LBH (mm)	Weight Article (kg)
55 062		247	50	106 x 74 x 60	0,05	Ø 7 x 26	0,00084
55 707		265	50	106 x 74 x 47	1,34	Ø 15 x 16	0,013
55 709		265	50	106 x 74 x 47	1,34	Ø 15 x 16	0,013
55 710		265	50	106 x 74 x 47	1,34	Ø 15 x 16	0,013
55 713		265	50	106 x 74 x 47	0,68	Ø 15 x 16	0,014
55 715		265	50	106 x 74 x 47	0,68	Ø 15 x 16	0,014
55 716		265	50	106 x 74 x 47	0,76	Ø 15 x 16	0,016
55 717		265	50	106 x 74 x 47	1,34	Ø 15 x 16	0,013
55 718		265	50	106 x 74 x 47	0,76	Ø 15 x 16	0,016
55 722		265	50	106 x 74 x 60	0,76	Ø 15 x 16	0,018
55 737		265	50	106 x 74 x 60	0,76	Ø 15 x 16	0,013
55 738		265	50	106 x 74 x 47	0,92	Ø 15 x 16	0,016
55 739		265	50	106 x 74 x 47	1,34	Ø 15 x 16	0,013
55 807		264	50	106 x 74 x 47	0,65	Ø 15 x 16	0,013
55 809		264	50	106 x 74 x 47	0,68	Ø 15 x 16	0,013
55 810		264	50	106 x 74 x 47	0,6696	Ø 15 x 16	0,013
55 813		264	50	106 x 74 x 47	0,7018	Ø 15 x 16	0,0136
55 815		264	50	106 x 74 x 60	0,705	Ø 15 x 16	0,0134
55 817		264	50	106 x 74 x 60	0,754	Ø 15 x 16	0,014
55 837		264	50	106 x 74 x 47	0,7	Ø 15 x 16	0,012
55 838		264	50	106 x 74 x 60	0,885	Ø 15 x 16	0,017
55 907		263	10			Ø 17 x 17	0,013
55 909		263	10			Ø 17 x 17	0,013
55 910		263	10			Ø 17 x 17	0,013
55 913		263	10	80 x 140 x 10	0,172	Ø 17 x 17	0,017
55 915		263	10			Ø 17 x 17	0,013
55 918		263	10			Ø 17 x 17	0,013
55 937		263	10			Ø 17 x 17	0,013
55 938		263	10			Ø 17 x 17	0,0192
56 307		259	100	106 x 74 x 47	0,18	Ø 8 x 9	0,002
56 309		259	100	106 x 74 x 47	0,18	Ø 9 x 9,5	0,002
56 310		259	100	106 x 74 x 47	0,18	Ø 9 x 9,5	0,002
56 313		259	100	106 x 74 x 47	0,18	Ø 11 x 9,5	0,002
56 315		259	100	106 x 74 x 47	0,18	Ø 11 x 9,5	0,002
56 337		259	100	106 x 74 x 47	0,18	Ø 11 x 9,5	0,002
56 338		259	100	106 x 74 x 60	0,18	Ø 11 x 14	0,002
56 501		260	100	106 x 74 x 60	0,18	Ø 5 x 6	0,002
56 502		260	100	106 x 74 x 47	0,18	Ø 8 x 7,5	0,002

ITEM NUMBERS-DIMENSIONS-WEIGHTS

Item-No.	EAN-Code	Page	VE	Dimensio ns VE Packing LBH (mm)	Weight VE (kg)	Dimesio ns Article LBH (mm)	Weight Article (kg)
56 503		260	100	106 x 74 x 47	0,18	Ø 8 x 7,5	0,002
56 504		260	100	106 x 74 x 47	0,18	Ø 10 x 9,5	0,003
56 505		260	100	106 x 74 x 47	0,18	Ø 12 x 9,5	0,005
56 506		260	100	106 x 74 x 47	0,18	Ø 14 x 11	0,002
56 707		261	100	106 x 74 x 47		Ø 11 x 16	0,006
56 709		261	100	106 x 74 x 47	0,18	Ø 11 x 16	0,006
56 710		261	100	106 x 74 x 47	0,18	Ø 11 x 16	0,006
56 713		261	100	106 x 74 x 47	0,18	Ø 11 x 15	0,007
56 715		261	100	106 x 74 x 47	0,18	Ø 11 x 15	0,006
56 737		261	100	106 x 74 x 60	0,18	Ø 11 x 15	0,006
56 738		261	100	106 x 74 x 60	0,18	Ø 11 x 18	0,015
56 907		262	100	106 x 74 x 47		Ø 11 x 18	0,0097
56 909		262	100	106 x 74 x 47		Ø 11 x 18	0,0097
56 910		262	100	106 x 74 x 47		Ø 11 x 18	0,006
56 913		262	100	106 x 74 x 47		Ø 11 x 18	0,011
56 915		262	100	106 x 74 x 47		Ø 11 x 18	0,0097
56 937		262	100	106 x 74 x 60		Ø 11 x 18	0,011
56 938		262	100	106 x 74 x 60		Ø 17 x 20	0,011
57 522		264	50	161 x 98 x 65	3,214	Ø 22 x 32	0,06336
57 523		264	50	161 x 98 x 65	2,05	Ø 22 x 21,5	0,04
57 538		264	50	161 x 98 x 65	1,8622	Ø 22 x 21,5	0,0362
57 539		264	50	161 x 98 x 65	2,1032	Ø 22 x 21,5	0,0418
57 607		263	50	106 x 74 x 47	1,5	Ø 11 x 13,5	0,01
57 609		263	50	106 x 74 x 47	1,5	Ø 11 x 13,5	0,01
57 610		263	50	106 x 74 x 47	0,28	Ø 11 x 13,5	0,005
57 613		263	50	106 x 74 x 60	1,5	Ø 11 x 13,5	0,01
57 637		263	50	106 x 74 x 47	1,5	Ø 11 x 13,5	0,01
57 807		262	50	106 x 74 x 60	0,79	Ø 17 x 17	0,016
57 809		262	50	106 x 74 x 60	0,8	Ø 17 x 17	0,015
57 810		262	50	106 x 74 x 60	0,808	Ø 17 x 17	0,0158
57 813		262	50	106 x 74 x 60	0,84	Ø 17 x 17	0,015
57 815		262	50	106 x 74 x 60	0,8	Ø 17 x 17	0,015
57 817		262	50	106 x 74 x 60	0,888	Ø 17 x 17	0,0172
57 818		262	50	106 x 74 x 60	0,9	Ø 17 x 17	0,0176
57 823		262	50	106 x 74 x 60	1,126	Ø 17 x 18	0,022
57 837		262	50	106 x 74 x 60	0,839	Ø 17 x 17	0,016
57 838		262	50	106 x 74 x 60	0,94	Ø 17 x 17	0,018
57 907		265	10			Ø 15 x 16	0,016
57 910		265	10			Ø 15 x 16	0,016
57 913		265	10			Ø 15 x 16	0,016

Item-No.	EAN-Code	Page	VE	Dimemsions VE Packing LBH (mm)	Weight VE (kg)	Dimesions Article LBH (mm)	Weight Article (kg)
57 915		265	10			Ø 15 x 16	0,016
57 918		265	10			Ø 15 x 16	0,016
57 937		265	10			Ø 15 x 16	0,016
60 137		315	1			Ø 17 x 33	0,016
60 238		315	1			Ø 23 x 43	0,03
60 338		315	1			Ø 31 x 45	0,041
60 438		315	1			Ø 37 x 47	0,055
60 538		315	1			Ø 49 x 53	0,084
60 638		315	1			Ø 57 x 55	0,12
60 739		315	1			Ø 66 x 62	0,17
63 750		314	1			47 x 21 x 21	0,035
63 763		314	1			Ø 17 x 32	0,032
63 772		314	1			Ø 17 x 22	0,021
63 773		314	1			Ø 14 x 30	0,016
63 789		314	1			Ø 17 x 25	0,021
63 905		257	100	160 x 100 x 65	0,072	Ø 13 x 40	0,0008
63 906		257	100	160 x 100 x 65	0,072	Ø 13 x 9	0,00058
63 950		314	1			40 x 24 x 40	0,09
63 954		314	1			Ø 17 x 31	0,036
63 955		314	1			55 x 30 x 50	0,046
63 956		314	1			70 x 23 x 87	0,033
63 957		314	1			70 x 30 x 70	0,017
72 050		283,298	1				0,005
73 005	4103810730054	111	1			255 x 180 x 50	1,22
73 077	4103810730771	111	1	215 x 135 x 40			0,325
73 080	4103810730801	111	1	215 x 135 x 40			0,38
73 089	4103810730894	111	1	280 x 230 x 50	0,548		0,47
75 038 500		316	1			Ø 17 x 17	0,0044
75 039 500		316	1			Ø 22 x 18	0,008
75 040 500		316	1			Ø 27 x 20	0,0114
75 041 500		316	1			Ø 32 x 22	0,0182
75 042 500		316	1			Ø 41 x 22	0,035
75 043 500		316	1			Ø 50 x 27	0,052
75 044 500		316	1			Ø 59 x 24	0,065
75 045		316	1			Ø 75 x 26,9	0,124
80 687	4103810806872	37	1	140 x 80 x 25	0,0165		0,0103
80 688	4103810806889	37	1	140 x 80 x 25	0,0246		0,011
80 689	4103810806896	37	1	140 x 80 x 25	0,0216		0,0103
80 690	4103810806902	37	1	140 x 80 x 25	0,0316		0,011
80 691	4103810806919	37	1	140 x 80 x 25	0,015		0,0103

ITEM NUMBERS-DIMENSIONS-WEIGHTS

Item-No.	EAN-Code	Page	VE	Dimensions VE Packing LBH (mm)	Weight VE (kg)	Dimensions Article LBH (mm)	Weight Article (kg)
80 692	4103810806926	37	1	140 x 80 x 16	0,01		0,002
80 967	4103810809675	88	20				
82 248	4103810822483	69	1	150 x 140 x 18	0,01		0,012
82 249	4103810822490	69	1	150 x 140 x 18	0,01		13,7
82 250	4103810822506	69	1	150 x 140 x 18	0,02		0,014
82 251	4103810822513	69	1	160 x 140 x 18	0,02		0,019
82 252	4103810822520	69	1	190 x 140 x 18	0,02		0,02
85 277		207	1			Ø 10 x 22	0,0109
85 462		243	1			Ø 200 x 60	1,37
87 055		314	1			47 x 21 x 21	0,035
87 430		314	1			Ø 18 x 27	0,025
87 547		243	1			Ø 160 x 60	0,84
87 651		243	1			Ø 260 x 85	1,5
88 117		88	1			39 x 29,5 x 2	0,002
99 826 010	4103810420030	81	1			54 x 49 x 4,8	0,008
99 826 020		81	1			52 x 42 x 3,2	0,007

NOTES

Notes

NOTES

Notes



Orders

Pressol Schmiergeräte GmbH

Am Gansacker 10 c • D - 79224 Umkirch

Tel. +49 7665 9 346 000

Fax (Inland) +49 7665 9346 130

Fax (Export) +49 7665 9346 120

info@pressol.com • www.pressol.com

ILN 41 03810 00000 3 • USt.-IdNr.: DE 133533558

Warehouse

PRESSOL Tschechien s.r.o.

Vítkov 122

347 01 Tachov

Czech Republic

Claims / Service

Pressol Schmiergeräte GmbH

Parkstraße 7 • D - 93167 Falkenstein

Tel. +49 9462 17 204

Tel. +49 9462 17 216

Fax +49 9462 10 63

Info@pressol.com • www.pressol.com

90 964 932 A401 GB

